



A R K A N S A S
Department of Environmental Quality

January 9, 2015

Ken Johnson, Manager
Pine Bluff Wastewater Utility
1500 South Ohio Street
Pine Bluff, AR 71601-6055

RE: Boyd Point Wastewater Treatment Facility (Jefferson Co)
AFIN: 35-00149 NPDES Permit No.: AR0033316
ARR000451

Dear Mr. Johnson:



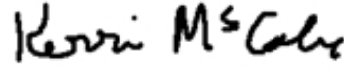
On December 9, 2014, I conducted a Compliance Evaluation Inspection (CEI), a Pretreatment Compliance Inspection (PCI), a Sanitary Sewer Overflow Inspection (SSO), and an Industrial Stormwater Inspection of the above referenced facility in accordance with the provisions of the Federal Clean Water Act, the Arkansas Water and Air Pollution Control Act, and the regulations promulgated thereunder. A copy of the inspection report is enclosed for your records.

No violations were noted at the time of the inspection. Please refer to the attached inspection report for any comments.

If I can be of any assistance, please contact me at henderson@adeq.state.ar.us or (870) 247-5155.

Sincerely,

Steven L. Henderson
District 6 Field Inspector
Water Division

 A R K A N S A S Department of Environmental Quality	WATER DIVISION INSPECTION REPORT		
	AFIN: 35-00149	PERMIT #: AR0033316	DATE: 12/9/2014
	COUNTY: 35 Jefferson	PDS #: 081735	MEDIA: WN
	GPS LAT: 34.270764 LONG: -91.972538 LOCATION: Entrance		
FACILITY INFORMATION		INSPECTION INFORMATION	
NAME: Boyd Point Wastewater Facility LOCATION: 900 Island Harbor Marina Road CITY: Pine Bluff, AR		FACILITY TYPE: 1 - Municipal INSPECTOR ID#: 26075 S - State FACILITY EVALUATION RATING: 4 - Satisfactory INSPECTION TYPE: Compliance Evaluation	
RESPONSIBLE OFFICIAL		DATE(S): ENTRY TIME: EXIT TIME: PERMIT EFFECTIVE DATE: 12/9/2014 09:00 16:00 9/1/2009 PERMIT EXPIRATION DATE: 8/31/2014	
NAME / TITLE: Ken Johnson, / Manager COMPANY: Pine Bluff Wastewater Utility MAILING ADDRESS: 1520 South Ohio Street CITY, STATE, ZIP: Pine Bluff, AR 71601 PHONE & EXT: / FAX: 870-535- 6603 / EMAIL:		INSPECTION PARTICIPANTS	
CONTACTED DURING INSPECTION: No		NAME/TITLE/PHONE/FAX/EMAIL/ETC.: Vincent Miles, Laboratory Supervisor Stacey Carpenter, Senior Lab Technician	
AREA EVALUATIONS			
<small>(S=Satisfactory, M=Marginal, U=Unsatisfactory, N=Not Applicable/Evaluated)</small>			
S	PERMIT	S	FLOW MEASUREMENT
S	RECORDS/REPORTS	S	LABORATORY
S	OPERATION & MAINTENANCE	S	EFFLUENT/RECEIVING WATER
S	SAMPLING	S	SLUDGE HANDLING/DISPOSAL
S	OTHER: SSO	S	STORMWATER
S		S	FACILITY SITE REVIEW
S		S	SELF-MONITORING PROGRAM
S		S	PRETREATMENT
SUMMARY OF FINDINGS			
At the time of inspection, the facility was in compliance with the applicable regulations.			
GENERAL COMMENTS			
NPDES permit renewal is pending USEPA Region 6 approval. The inspection was conducted under the expired permit conditions.			
INSPECTOR'S SIGNATURE: 		DATE: 1/8/2015	
SUPERVISOR'S SIGNATURE: 		DATE: 1/8/2015	

SECTION A: PERMIT VERIFICATION	
PERMIT SATISFACTORILY ADDRESSES OBSERVATIONS	<input checked="" type="checkbox"/> S <input type="checkbox"/> M <input type="checkbox"/> U <input type="checkbox"/> NA <input type="checkbox"/> NE
DETAILS:	
1. CORRECT NAME AND MAILING ADDRESS OF PERMITTEE:	<input checked="" type="checkbox"/> Y <input type="checkbox"/> N <input type="checkbox"/> NA <input type="checkbox"/> NE
2. NOTIFICATION GIVEN TO EPA/STATE OF NEW DIFFERENT OR INCREASED DISCHARGES:	<input type="checkbox"/> Y <input type="checkbox"/> N <input checked="" type="checkbox"/> NA <input type="checkbox"/> NE
3. NUMBER AND LOCATION OF DISCHARGE POINTS AS DESCRIBED IN PERMIT:	<input checked="" type="checkbox"/> Y <input type="checkbox"/> N <input type="checkbox"/> NA <input type="checkbox"/> NE
4. ALL DISCHARGES ARE PERMITTED:	<input checked="" type="checkbox"/> Y <input type="checkbox"/> N <input type="checkbox"/> NA <input type="checkbox"/> NE
SECTION B: RECORDKEEPING AND REPORTING EVALUATION	
RECORDS AND REPORTS MAINTAINED AS REQUIRED BY PERMIT	<input checked="" type="checkbox"/> S <input type="checkbox"/> M <input type="checkbox"/> U <input type="checkbox"/> NA <input type="checkbox"/> NE
DETAILS:	
1. ANALYTICAL RESULTS CONSISTENT WITH DATA REPORTED ON DMRS:	<input checked="" type="checkbox"/> Y <input type="checkbox"/> N <input type="checkbox"/> NA <input type="checkbox"/> NE
2. SAMPLING AND ANALYSES DATA ADEQUATE AND INCLUDE:	<input checked="" type="checkbox"/> S <input type="checkbox"/> M <input type="checkbox"/> U <input type="checkbox"/> NA <input type="checkbox"/> NE
a. DATES AND TIME(S) OF SAMPLING:	<input checked="" type="checkbox"/> Y <input type="checkbox"/> N <input type="checkbox"/> NA <input type="checkbox"/> NE
b. EXACT LOCATION(S) OF SAMPLING:	<input checked="" type="checkbox"/> Y <input type="checkbox"/> N <input type="checkbox"/> NA <input type="checkbox"/> NE
c. NAME OF INDIVIDUAL PERFORMING SAMPLING:	<input checked="" type="checkbox"/> Y <input type="checkbox"/> N <input type="checkbox"/> NA <input type="checkbox"/> NE
d. ANALYTICAL METHODS AND TECHNIQUES:	<input checked="" type="checkbox"/> Y <input type="checkbox"/> N <input type="checkbox"/> NA <input type="checkbox"/> NE
e. RESULTS OF CALIBRATIONS:	<input checked="" type="checkbox"/> Y <input type="checkbox"/> N <input type="checkbox"/> NA <input type="checkbox"/> NE
f. RESULTS OF ANALYSES:	<input checked="" type="checkbox"/> Y <input type="checkbox"/> N <input type="checkbox"/> NA <input type="checkbox"/> NE
g. DATES AND TIMES OF ANALYSES:	<input checked="" type="checkbox"/> Y <input type="checkbox"/> N <input type="checkbox"/> NA <input type="checkbox"/> NE
h. NAME OF PERSON(S) PERFORMING ANALYSES:	<input checked="" type="checkbox"/> Y <input type="checkbox"/> N <input type="checkbox"/> NA <input type="checkbox"/> NE
3. LABORATORY EQUIPMENT CALIBRATION AND MAINTENANCE RECORDS ADEQUATE:	<input checked="" type="checkbox"/> S <input type="checkbox"/> M <input type="checkbox"/> U <input type="checkbox"/> NA <input type="checkbox"/> NE
4. PLANT RECORDS INCLUDE SCHEDULES, DATES OF EQUIPMENT MAINTENANCE AND REPAIR:	<input checked="" type="checkbox"/> S <input type="checkbox"/> M <input type="checkbox"/> U <input type="checkbox"/> NA <input type="checkbox"/> NE
5. EFFLUENT LOADINGS CALCULATED USING DAILY EFFLUENT FLOW AND DAILY ANALYTICAL DATA:	<input checked="" type="checkbox"/> Y <input type="checkbox"/> N <input type="checkbox"/> NA <input type="checkbox"/> NE
SECTION C: OPERATIONS AND MAINTENANCE	
TREATMENT FACILITY PROPERLY OPERATED AND MAINTAINED	<input checked="" type="checkbox"/> S <input type="checkbox"/> M <input type="checkbox"/> U <input type="checkbox"/> NA <input type="checkbox"/> NE
DETAILS:	
1. TREATMENT UNITS PROPERLY OPERATED:	<input checked="" type="checkbox"/> S <input type="checkbox"/> M <input type="checkbox"/> U <input type="checkbox"/> NA <input type="checkbox"/> NE
2. TREATMENT UNITS PROPERLY MAINTAINED:	<input checked="" type="checkbox"/> S <input type="checkbox"/> M <input type="checkbox"/> U <input type="checkbox"/> NA <input type="checkbox"/> NE
3. STANDBY POWER OR OTHER EQUIVALENT PROVIDED:	<input checked="" type="checkbox"/> S <input type="checkbox"/> M <input type="checkbox"/> U <input type="checkbox"/> NA <input type="checkbox"/> NE
4. ADEQUATE ALARM SYSTEM FOR POWER OR EQUIPMENT FAILURES AVAILABLE:	<input checked="" type="checkbox"/> S <input type="checkbox"/> M <input type="checkbox"/> U <input type="checkbox"/> NA <input type="checkbox"/> NE
5. ALL NEEDED TREATMENT UNITS IN SERVICE:	<input checked="" type="checkbox"/> S <input type="checkbox"/> M <input type="checkbox"/> U <input type="checkbox"/> NA <input type="checkbox"/> NE
6. ADEQUATE NUMBER OF QUALIFIED OPERATORS PROVIDED:	<input checked="" type="checkbox"/> S <input type="checkbox"/> M <input type="checkbox"/> U <input type="checkbox"/> NA <input type="checkbox"/> NE
7. SPARE PARTS AND SUPPLIES INVENTORY MAINTAINED:	<input checked="" type="checkbox"/> S <input type="checkbox"/> M <input type="checkbox"/> U <input type="checkbox"/> NA <input type="checkbox"/> NE
8. OPERATION AND MAINTENANCE MANUAL AVAILABLE:	<input type="checkbox"/> Y <input type="checkbox"/> N <input checked="" type="checkbox"/> NA <input type="checkbox"/> NE
9. STANDARD OPERATING PROCEDURES AND SCHEDULES ESTABLISHED:	<input checked="" type="checkbox"/> Y <input type="checkbox"/> N <input type="checkbox"/> NA <input type="checkbox"/> NE
10. PROCEDURES FOR EMERGENCY TREATMENT CONTROL ESTABLISHED:	<input checked="" type="checkbox"/> Y <input type="checkbox"/> N <input type="checkbox"/> NA <input type="checkbox"/> NE
11. HAVE BYPASSES/OVERFLOWS OCCURRED AT THE PLANT OR IN THE COLLECTION SYSTEM IN THE LAST YEAR:	<input type="checkbox"/> Y <input checked="" type="checkbox"/> N <input type="checkbox"/> NA <input type="checkbox"/> NE
12. IF SO, HAS THE REGULATORY AGENCY BEEN NOTIFIED:	<input type="checkbox"/> Y <input type="checkbox"/> N <input checked="" type="checkbox"/> NA <input type="checkbox"/> NE
13. HAS CORRECTIVE ACTION BEEN TAKEN TO PREVENT ADDITIONAL BYPASSES/OVERFLOWS:	<input type="checkbox"/> Y <input type="checkbox"/> N <input checked="" type="checkbox"/> NA <input type="checkbox"/> NE
14. HAVE ANY HYDRAULIC OVERLOADS OCCURRED AT THE TREATMENT PLANT:	<input type="checkbox"/> Y <input checked="" type="checkbox"/> N <input type="checkbox"/> NA <input type="checkbox"/> NE
15. IF SO, DID PERMIT VIOLATIONS OCCUR AS A RESULT:	<input type="checkbox"/> Y <input type="checkbox"/> N <input checked="" type="checkbox"/> NA <input type="checkbox"/> NE

SECTION D: SAMPLING	
PERMITTEE SAMPLING MEETS PERMIT REQUIREMENTS	<input checked="" type="checkbox"/> S <input type="checkbox"/> M <input type="checkbox"/> U <input type="checkbox"/> NA <input type="checkbox"/> NE
DETAILS:	
1. SAMPLES TAKEN AT SITE(S) SPECIFIED IN PERMIT:	<input checked="" type="checkbox"/> Y <input type="checkbox"/> N <input type="checkbox"/> NA <input type="checkbox"/> NE
2. LOCATIONS ADEQUATE FOR REPRESENTATIVE SAMPLES:	<input checked="" type="checkbox"/> Y <input type="checkbox"/> N <input type="checkbox"/> NA <input type="checkbox"/> NE
3. FLOW PROPORTIONED SAMPLES OBTAINED WHEN REQUIRED BY PERMIT:	<input checked="" type="checkbox"/> Y <input type="checkbox"/> N <input type="checkbox"/> NA <input type="checkbox"/> NE
4. SAMPLING AND ANALYSES COMPLETED ON PARAMETERS SPECIFIED IN PERMIT:	<input checked="" type="checkbox"/> Y <input type="checkbox"/> N <input type="checkbox"/> NA <input type="checkbox"/> NE
5. SAMPLING AND ANALYSES PERFORMED AT FREQUENCY SPECIFIED IN PERMIT:	<input checked="" type="checkbox"/> Y <input type="checkbox"/> N <input type="checkbox"/> NA <input type="checkbox"/> NE
6. SAMPLE COLLECTION PROCEDURES ADEQUATE:	<input checked="" type="checkbox"/> Y <input type="checkbox"/> N <input type="checkbox"/> NA <input type="checkbox"/> NE
a. SAMPLES REFRIGERATED DURING COMPOSITING:	<input checked="" type="checkbox"/> Y <input type="checkbox"/> N <input type="checkbox"/> NA <input type="checkbox"/> NE
b. PROPER PRESERVATION TECHNIQUES USED:	<input checked="" type="checkbox"/> Y <input type="checkbox"/> N <input type="checkbox"/> NA <input type="checkbox"/> NE
c. CONTAINERS AND SAMPLE HOLDING TIMES CONFORM TO 40 CFR 136:	<input checked="" type="checkbox"/> Y <input type="checkbox"/> N <input type="checkbox"/> NA <input type="checkbox"/> NE
7. IF MONITORING IS PERFORMED MORE OFTEN THAN REQUIRED ARE RESULTS REPORTED ON THE DMR:	<input type="checkbox"/> Y <input type="checkbox"/> N <input checked="" type="checkbox"/> NA <input type="checkbox"/> NE
SECTION E: FLOW MEASUREMENT	
PERMITTEE FLOW MEASUREMENT MEETS PERMIT REQUIREMENTS	<input checked="" type="checkbox"/> S <input type="checkbox"/> M <input type="checkbox"/> U <input type="checkbox"/> NA <input type="checkbox"/> NE
DETAILS:	
1. PRIMARY FLOW MEASUREMENT DEVICE PROPERLY INSTALLED AND MAINTAINED: __ TYPE OF DEVICE: <u>2' Parshall Flume</u>	<input checked="" type="checkbox"/> Y <input type="checkbox"/> N <input type="checkbox"/> NA <input type="checkbox"/> NE
2. FLOW MEASURED AT EACH OUTFALL AS REQUIRED:	<input checked="" type="checkbox"/> Y <input type="checkbox"/> N <input type="checkbox"/> NA <input type="checkbox"/> NE
3. SECONDARY INSTRUMENTS (TOTALIZERS, RECORDERS, ETC.) PROPERLY OPERATED AND MAINTAINED:	<input checked="" type="checkbox"/> Y <input type="checkbox"/> N <input type="checkbox"/> NA <input type="checkbox"/> NE
4. CALIBRATION FREQUENCY ADEQUATE: <u>Last calibrated date: 5/18/2014</u>	<input checked="" type="checkbox"/> Y <input type="checkbox"/> N <input type="checkbox"/> NA <input type="checkbox"/> NE
5. RECORDS MAINTAINED OF CALIBRATION PROCEDURES:	<input checked="" type="checkbox"/> Y <input type="checkbox"/> N <input type="checkbox"/> NA <input type="checkbox"/> NE
6. CALIBRATION CHECKS DONE TO ASSURE CONTINUED COMPLIANCE:	<input checked="" type="checkbox"/> Y <input type="checkbox"/> N <input type="checkbox"/> NA <input type="checkbox"/> NE
7. FLOW ENTERING DEVICE WELL DISTRIBUTED ACROSS THE CHANNEL AND FREE OF TURBULENCE:	<input checked="" type="checkbox"/> Y <input type="checkbox"/> N <input type="checkbox"/> NA <input type="checkbox"/> NE
8. FLOW MEASUREMENT EQUIPMENT ADEQUATE TO HANDLE EXPECTED RANGE OF FLOW RATES:	<input checked="" type="checkbox"/> Y <input type="checkbox"/> N <input type="checkbox"/> NA <input type="checkbox"/> NE
9. HEAD MEASURED AT PROPER LOCATION:	<input checked="" type="checkbox"/> Y <input type="checkbox"/> N <input type="checkbox"/> NA <input type="checkbox"/> NE
SECTION F: LABORATORY	
PERMITTEE LABORATORY PROCEDURES MEET PERMIT REQUIREMENTS	<input checked="" type="checkbox"/> S <input type="checkbox"/> M <input type="checkbox"/> U <input type="checkbox"/> NA <input type="checkbox"/> NE
DETAILS:	
1. EPA APPROVED ANALYTICAL PROCEDURES USED (40 CFR 136.3 FOR LIQUIDS, 503.8(B) FOR SLUDGES) :	<input checked="" type="checkbox"/> Y <input type="checkbox"/> N <input type="checkbox"/> NA <input type="checkbox"/> NE
2. IF ALTERNATIVE ANALYTICAL PROCEDURES ARE USED, PROPER APPROVAL HAS BEEN OBTAINED:	<input type="checkbox"/> Y <input type="checkbox"/> N <input checked="" type="checkbox"/> NA <input type="checkbox"/> NE
3. SATISFACTORY CALIBRATION AND MAINTENANCE OF INSTRUMENTS AND EQUIPMENT:	<input checked="" type="checkbox"/> Y <input type="checkbox"/> N <input type="checkbox"/> NA <input type="checkbox"/> NE
4. QUALITY CONTROL PROCEDURES ADEQUATE:	<input checked="" type="checkbox"/> Y <input type="checkbox"/> N <input type="checkbox"/> NA <input type="checkbox"/> NE
5. DUPLICATE SAMPLES ARE ANALYZED \geq 10% OF THE TIME:	<input checked="" type="checkbox"/> Y <input type="checkbox"/> N <input type="checkbox"/> NA <input type="checkbox"/> NE
6. SPIKED SAMPLES ARE ANALYZED \geq 10% OF THE TIME:	<input checked="" type="checkbox"/> Y <input type="checkbox"/> N <input type="checkbox"/> NA <input type="checkbox"/> NE
7. COMMERCIAL LABORATORY USED:	<input checked="" type="checkbox"/> Y <input type="checkbox"/> N <input type="checkbox"/> NA <input type="checkbox"/> NE
a. LAB NAME: <u>Environmental Testing and Consulting, Inc.</u> <u>American Interplex</u>	
b. LAB ADDRESS: <u>2790 Whitten Road, Memphis, Tennessee 38133</u> <u>8600 Kanis Road, Little Rock, Arkansas 72204</u>	
c. PARAMETERS PERFORMED: <u>Bio-monitoring</u> <u>Nitrite plus Nitrate Nitrogen, Total Phosphorus</u>	
8. BIOMONITORING PROCEDURES ADEQUATE:	<input checked="" type="checkbox"/> Y <input type="checkbox"/> N <input type="checkbox"/> NA <input type="checkbox"/> NE
a. PROPER ORGANISMS USED:	<input checked="" type="checkbox"/> Y <input type="checkbox"/> N <input type="checkbox"/> NA <input type="checkbox"/> NE
b. PROPER DILUTION SERIES FOLLOWED:	<input checked="" type="checkbox"/> Y <input type="checkbox"/> N <input type="checkbox"/> NA <input type="checkbox"/> NE
c. PROPER TEST METHODS AND DURATION:	<input checked="" type="checkbox"/> Y <input type="checkbox"/> N <input type="checkbox"/> NA <input type="checkbox"/> NE
d. RETESTS AND/OR TRE PERFORMED AS REQUIRED:	<input checked="" type="checkbox"/> Y <input type="checkbox"/> N <input type="checkbox"/> NA <input type="checkbox"/> NE

SECTION G: EFFLUENT/RECEIVING WATERS OBSERVATIONS							
BASED ON VISUAL OBSERVATIONS ONLY						<input checked="" type="checkbox"/> S <input type="checkbox"/> M <input type="checkbox"/> U <input type="checkbox"/> NA <input type="checkbox"/> NE	
DETAILS:							
OUTFALL #:	OIL SHEEN	GREASE	TURBIDITY	VISIBLE FOAM	FLOATING SOLIDS	COLOR	OTHER
001	None	None	None	None	None	Clear	None
SECTION H: SLUDGE DISPOSAL							
SLUDGE DISPOSAL MEETS PERMIT REQUIREMENTS						<input checked="" type="checkbox"/> S <input type="checkbox"/> M <input type="checkbox"/> U <input type="checkbox"/> NA <input type="checkbox"/> NE	
DETAILS:							
1. SLUDGE MANAGEMENT ADEQUATE TO MAINTAIN EFFLUENT QUALITY:						<input checked="" type="checkbox"/> S <input type="checkbox"/> M <input type="checkbox"/> U <input type="checkbox"/> NA <input type="checkbox"/> NE	
2. SLUDGE RECORDS MAINTAINED AS REQUIRED BY 40 CFR 503:						<input type="checkbox"/> S <input type="checkbox"/> M <input type="checkbox"/> U <input checked="" type="checkbox"/> NA <input type="checkbox"/> NE	
3. FOR LAND APPLIED SLUDGE, TYPE OF LAND APPLIED TO: (E.G., FOREST, AGRICULTURAL, PUBLIC CONTACT SITE):							
SECTION I: SAMPLING INSPECTION PROCEDURES							
SAMPLE RESULTS WITHIN PERMIT REQUIREMENTS						<input type="checkbox"/> S <input type="checkbox"/> M <input type="checkbox"/> U <input checked="" type="checkbox"/> NA <input type="checkbox"/> NE	
DETAILS:							
1. SAMPLES OBTAINED THIS INSPECTION:						<input type="checkbox"/> Y <input type="checkbox"/> N <input checked="" type="checkbox"/> NA <input type="checkbox"/> NE	
2. TYPE OF SAMPLE: <input type="checkbox"/> GRAB:__ <input type="checkbox"/> COMPOSITE:__ METHOD:__ FREQUENCY:							
3. SAMPLES PRESERVED:						<input type="checkbox"/> Y <input type="checkbox"/> N <input checked="" type="checkbox"/> NA <input type="checkbox"/> NE	
4. FLOW PROPORTIONED SAMPLES OBTAINED:						<input type="checkbox"/> Y <input type="checkbox"/> N <input checked="" type="checkbox"/> NA <input type="checkbox"/> NE	
5. SAMPLE OBTAINED FROM FACILITY'S SAMPLING DEVICE:						<input type="checkbox"/> Y <input type="checkbox"/> N <input checked="" type="checkbox"/> NA <input type="checkbox"/> NE	
6. SAMPLE REPRESENTATIVE OF VOLUME AND NATURE OF DISCHARGE:						<input type="checkbox"/> Y <input type="checkbox"/> N <input checked="" type="checkbox"/> NA <input type="checkbox"/> NE	
7. SAMPLE SPLIT WITH PERMITTEE:						<input type="checkbox"/> Y <input type="checkbox"/> N <input checked="" type="checkbox"/> NA <input type="checkbox"/> NE	
8. CHAIN-OF-CUSTODY PROCEDURES EMPLOYED:						<input type="checkbox"/> Y <input type="checkbox"/> N <input checked="" type="checkbox"/> NA <input type="checkbox"/> NE	
9. SAMPLES COLLECTED IN ACCORDANCE WITH PERMIT:						<input type="checkbox"/> Y <input type="checkbox"/> N <input checked="" type="checkbox"/> NA <input type="checkbox"/> NE	
SECTION J: STORM WATER POLLUTION PREVENTION PLAN							
STORM WATER MANAGEMENT MEETS PERMIT REQUIREMENTS						<input type="checkbox"/> S <input type="checkbox"/> M <input type="checkbox"/> U <input type="checkbox"/> NA <input checked="" type="checkbox"/> NE	
DETAILS: <u>No-Exposure status</u>							
1. SWPPP UPDATED AS NEEDED:__ DATE OF LAST UPDATE:						<input type="checkbox"/> Y <input type="checkbox"/> N <input type="checkbox"/> NA <input checked="" type="checkbox"/> NE	
2. SITE MAP INCLUDING ALL DISCHARGES AND SURFACE WATERS:						<input type="checkbox"/> Y <input type="checkbox"/> N <input type="checkbox"/> NA <input checked="" type="checkbox"/> NE	
3. POLLUTION PREVENTION TEAM IDENTIFIED:						<input type="checkbox"/> Y <input type="checkbox"/> N <input type="checkbox"/> NA <input checked="" type="checkbox"/> NE	
4. POLLUTION PREVENTION TEAM PROPERLY TRAINED:						<input type="checkbox"/> Y <input type="checkbox"/> N <input type="checkbox"/> NA <input checked="" type="checkbox"/> NE	
5. LIST OF POTENTIAL POLLUTANT SOURCES:						<input type="checkbox"/> Y <input type="checkbox"/> N <input type="checkbox"/> NA <input checked="" type="checkbox"/> NE	
6. LIST OF POTENTIAL SOURCES AND PAST SPILLS AND LEAKS:						<input type="checkbox"/> Y <input type="checkbox"/> N <input type="checkbox"/> NA <input checked="" type="checkbox"/> NE	
7. ALL NON-STORM WATER DISCHARGES ARE AUTHORIZED:						<input type="checkbox"/> Y <input type="checkbox"/> N <input type="checkbox"/> NA <input checked="" type="checkbox"/> NE	
8. LIST OF STRUCTURAL BMPS:						<input type="checkbox"/> Y <input type="checkbox"/> N <input type="checkbox"/> NA <input checked="" type="checkbox"/> NE	
9. LIST OF NON-STRUCTURAL BMPS:						<input type="checkbox"/> Y <input type="checkbox"/> N <input type="checkbox"/> NA <input checked="" type="checkbox"/> NE	
10. BMPS PROPERLY OPERATED AND MAINTAINED:						<input type="checkbox"/> Y <input type="checkbox"/> N <input type="checkbox"/> NA <input checked="" type="checkbox"/> NE	
11. INSPECTIONS CONDUCTED AS REQUIRED:						<input type="checkbox"/> Y <input type="checkbox"/> N <input type="checkbox"/> NA <input checked="" type="checkbox"/> NE	

FLOW CALCULATION SHEET

FLOW CALCULATION SHEET				
Date:	12/9/2015	11:00		
Head in Inches:	15"	Feet:	1.30	
Type & Size of Primary Flow Measurement Device: 2' Parshall Flume				
Name & Model of Secondary Flow Measurement Device:				ISCO 2410
Date of last Calibration of Secondary Flow Device:				5/18/2014
Recorded Flow at Date & Time Listed Above:				7.74 (Facility Flow Meter)
Calculated Flow at Date & Time Listed Above:				7.76
<small>(Flow is calculated using flow charts in: ISCO Open Channel Flow Measurement Handbook-5th Edition)</small>				
% Error =	Recorded Value	-	Calculated Value	X 100
	Calculated Value			
% Error =	7.74	-	7.76	X 100
	7.76			
% Error =	-0.02	X 100		
	7.76			
% Error =	-0.0025	X 100		
% Error =	-0.257	%		
Comments:				

