

November 14, 2022

Stacy Ness
EEG
220 N Knoxville Avenue
Russellville, AR 72801

RE: Project: CITY CORPORATION, L246-059638
Pace Project No.: 60414370

Dear Stacy Ness:

Enclosed are the analytical results for sample(s) received by the laboratory on November 01, 2022. The results relate only to the samples included in this report. Results reported herein conform to the applicable TNI/NELAC Standards and the laboratory's Quality Manual, where applicable, unless otherwise noted in the body of the report.

The test results provided in this final report were generated by each of the following laboratories within the Pace Network:

- Pace Analytical Services - SE Kansas

If you have any questions concerning this report, please feel free to contact me.

Sincerely,



Jamie Church
jamie.church@pacelabs.com
314-838-7223
Project Manager

Enclosures

cc: Stacy Ness, EEG, Inc.



REPORT OF LABORATORY ANALYSIS

This report shall not be reproduced, except in full,
without the written consent of Pace Analytical Services, LLC.

CERTIFICATIONS

Project: CITY CORPORATION, L246-059638

Pace Project No.: 60414370

Pace Analytical Services Southeast Kansas

808 West McKay, Frontenac, KS 66763

Arkansas Certification #: 22-031-0

Iowa Certification #: 431

Kansas/NELAP Certification #: E-10426

Louisiana Certification #: 05115

Oklahoma Certification #: 2022-060

Texas Certification #: T104704558-21-3

Utah Certification #: KS009402022-1

REPORT OF LABORATORY ANALYSIS

This report shall not be reproduced, except in full,
without the written consent of Pace Analytical Services, LLC.

SAMPLE SUMMARY

Project: CITY CORPORATION, L246-059638

Pace Project No.: 60414370

Lab ID	Sample ID	Matrix	Date Collected	Date Received
60414370001	OUTFALL 001	Water	10/31/22 07:25	11/01/22 07:40

REPORT OF LABORATORY ANALYSIS

This report shall not be reproduced, except in full,
without the written consent of Pace Analytical Services, LLC.

SAMPLE ANALYTE COUNT

Project: CITY CORPORATION, L246-059638

Pace Project No.: 60414370

Lab ID	Sample ID	Method	Analysts	Analytes Reported	Laboratory
60414370001	OUTFALL 001	EPA 821/R-02/013	MEB	1	PASI-SE

PASI-SE = Pace Analytical Services - SE Kansas

REPORT OF LABORATORY ANALYSIS

This report shall not be reproduced, except in full,
without the written consent of Pace Analytical Services, LLC.

ANALYTICAL RESULTS

Project: CITY CORPORATION, L246-059638

Pace Project No.: 60414370

Sample: OUTFALL 001	Lab ID: 60414370001	Collected: 10/31/22 07:25	Received: 11/01/22 07:40	Matrix: Water				
Parameters	Results	Units	Report Limit	DF	Prepared	Analyzed	CAS No.	Qual
Chronic Toxicity								
Analytical Method: EPA 821/R-02/013								
Pace Analytical Services - SE Kansas								
Toxicity, Chronic	Complete		1.0	1		11/01/22 11:00		

REPORT OF LABORATORY ANALYSIS

This report shall not be reproduced, except in full,
without the written consent of Pace Analytical Services, LLC.

QUALIFIERS

Project: CITY CORPORATION, L246-059638

Pace Project No.: 60414370

DEFINITIONS

DF - Dilution Factor, if reported, represents the factor applied to the reported data due to dilution of the sample aliquot.

ND - Not Detected at or above adjusted reporting limit.

TNTC - Too Numerous To Count

J - Estimated concentration above the adjusted method detection limit and below the adjusted reporting limit.

MDL - Adjusted Method Detection Limit.

PQL - Practical Quantitation Limit.

RL - Reporting Limit - The lowest concentration value that meets project requirements for quantitative data with known precision and bias for a specific analyte in a specific matrix.

S - Surrogate

1,2-Diphenylhydrazine decomposes to and cannot be separated from Azobenzene using Method 8270. The result for each analyte is a combined concentration.

Consistent with EPA guidelines, unrounded data are displayed and have been used to calculate % recovery and RPD values.

LCS(D) - Laboratory Control Sample (Duplicate)

MS(D) - Matrix Spike (Duplicate)

DUP - Sample Duplicate

RPD - Relative Percent Difference

NC - Not Calculable.

SG - Silica Gel - Clean-Up

U - Indicates the compound was analyzed for, but not detected.

N-Nitrosodiphenylamine decomposes and cannot be separated from Diphenylamine using Method 8270. The result reported for each analyte is a combined concentration.

Reported results are not rounded until the final step prior to reporting. Therefore, calculated parameters that are typically reported as "Total" may vary slightly from the sum of the reported component parameters.

Pace Analytical is TNI accredited. Contact your Pace PM for the current list of accredited analytes.

TNI - The NELAC Institute.

REPORT OF LABORATORY ANALYSIS

This report shall not be reproduced, except in full,
without the written consent of Pace Analytical Services, LLC.

QUALITY CONTROL DATA CROSS REFERENCE TABLE

Project: CITY CORPORATION, L246-059638

Pace Project No.: 60414370

Lab ID	Sample ID	QC Batch Method	QC Batch	Analytical Method	Analytical Batch
60414370001	OUTFALL 001	EPA 821/R-02/013	817668		

REPORT OF LABORATORY ANALYSIS

This report shall not be reproduced, except in full,
without the written consent of Pace Analytical Services, LLC.



DC#_Title: ENV-FRM-LENE-0009_Sample

Revision: 2

Effective Date: 01/12/2022

WO#: 60414370



60414370

Client Name: EEG City Corp

Courier: FedEx UPS VIA Clay PEX ECI Pace Xroads Client Other

Tracking #: _____ Pace Shipping Label Used? Yes No

Custody Seal on Cooler/Box Present: Yes No Seals intact: Yes No

60414370

Packing Material: Bubble Wrap Bubble Bags Foam None Other

Thermometer Used: T-111 Type of Ice: Wet Blue None

Cooler Temperature (°C): As-read 3.2 Corr. Factor -0.5 Corrected 2.7

Date and initials of person examining contents: *EP*

Temperature should be above freezing to 6°C

11/11/22 *EP*

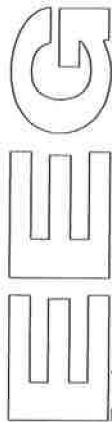
Chain of Custody present:	<input checked="" type="checkbox"/> Yes <input type="checkbox"/> No <input type="checkbox"/> N/A	
Chain of Custody relinquished:	<input checked="" type="checkbox"/> Yes <input type="checkbox"/> No <input type="checkbox"/> N/A	
Samples arrived within holding time:	<input checked="" type="checkbox"/> Yes <input type="checkbox"/> No <input type="checkbox"/> N/A	
Short Hold Time analyses (<72hr):	<input checked="" type="checkbox"/> Yes <input type="checkbox"/> No <input type="checkbox"/> N/A	
Rush Turn Around Time requested:	<input type="checkbox"/> Yes <input checked="" type="checkbox"/> No <input type="checkbox"/> N/A	
Sufficient volume:	<input checked="" type="checkbox"/> Yes <input type="checkbox"/> No <input type="checkbox"/> N/A	
Correct containers used:	<input checked="" type="checkbox"/> Yes <input type="checkbox"/> No <input type="checkbox"/> N/A	
Pace containers used:	<input checked="" type="checkbox"/> Yes <input type="checkbox"/> No <input type="checkbox"/> N/A	
Containers intact:	<input checked="" type="checkbox"/> Yes <input type="checkbox"/> No <input type="checkbox"/> N/A	
Unpreserved 5035A / TX1005/1006 soils frozen in 48hrs?	<input type="checkbox"/> Yes <input type="checkbox"/> No <input checked="" type="checkbox"/> N/A	
Filtered volume received for dissolved tests?	<input type="checkbox"/> Yes <input type="checkbox"/> No <input checked="" type="checkbox"/> N/A	
Sample labels match COC: Date / time / ID / analyses	<input checked="" type="checkbox"/> Yes <input type="checkbox"/> No <input type="checkbox"/> N/A	
Samples contain multiple phases? Matrix:	<input type="checkbox"/> Yes <input checked="" type="checkbox"/> No <input type="checkbox"/> N/A	
Containers requiring pH preservation in compliance? (HNO ₃ , H ₂ SO ₄ , HCl<2; NaOH>9 Sulfide, NaOH>10 Cyanide) (Exceptions: VOA, Micro, O&G, KS TPH, OK-DRO) LOT#:	<input type="checkbox"/> Yes <input type="checkbox"/> No <input checked="" type="checkbox"/> N/A	List sample IDs, volumes, lot #'s of preservative and the date/time added.
Cyanide water sample checks:		
Lead acetate strip turns dark? (Record only) <input type="checkbox"/> Yes <input type="checkbox"/> No Potassium iodide test strip turns blue/purple? (Preserve) <input type="checkbox"/> Yes <input type="checkbox"/> No		
Trip Blank present:	<input type="checkbox"/> Yes <input type="checkbox"/> No <input checked="" type="checkbox"/> N/A	
Headspace in VOA vials (>6mm):	<input type="checkbox"/> Yes <input type="checkbox"/> No <input checked="" type="checkbox"/> N/A	
Samples from USDA Regulated Area: State:	<input type="checkbox"/> Yes <input type="checkbox"/> No <input checked="" type="checkbox"/> N/A	
Additional labels attached to 5035A / TX1005 vials in the field?	<input type="checkbox"/> Yes <input type="checkbox"/> No <input checked="" type="checkbox"/> N/A	

Client Notification/ Resolution: Copy COC to Client? Y / N Field Data Required? Y / N

Person Contacted: _____ Date/Time: _____

Comments/ Resolution: _____

Project Manager Review: _____ Date: _____



Environmental Enterprise Group, Inc.
PROVIDING CUSTOMIZED SERVICES NATIONWIDE

2246-059638

Environmental Enterprise Group, Inc.
220 North Knoxville
Russellville, Arkansas 72801
(479) 968-6767 Fax (479) 968-1956

Company Name: _____ **Phone #:** _____

City Corporation: _____ **(479) 968-4989**

Address: _____ **Fax #:** _____

P.O. Box 3186 Russellville, AR 72811-3186 (479) 968-3430

Project Name or Number: _____ **Purchase Order #:** _____

Sampling Personnel Signature(s): *Brooks* **Printed: Brooks Teeter**

Sample I.D.	Date	Time	24 Hr Comp.	Cont. Type		# of Containers	Method Preserved								Sample Matrix				Requested Analysis	Laboratory Control Number	Remarks (Please note special detection limits below.)													
				Plast.	Glass		H2SO4	HNO3	NAOH	HCL	Ice	None	Water	Soil	Air	Sludge	Other																	
ON 10-30-22 730 OFF 10-31-22 725			X	X		1									X																			

Relinquished by: *Brooks* **Date:** 10-31-22 **Time:** 832 **Received by:** _____ **Date:** _____ **Time:** _____

Received by: *MA* **Date:** 10/31/22 **Time:** 0836 **Relinquished by:** _____ **Date:** _____ **Time:** _____

Relinquished by: *MA* **Date:** 10/31/22 **Time:** 1330 **Received by Laboratory:** *Gene Guchlight* **Date:** 11/1/22 **Time:** 740

Comments: _____

REFERENCE #60414370

**CHRONIC TOXICITY TEST FOR
EEG (City Corporation)**

PERMIT # AR 0021768
AFIN # 58-00105

PERFORMED ON:

Pimephales promelas

and

Ceriodaphnia dubia

PREPARED FOR:

EEG (City Corporation)
P.O BOX 3186
Russellville, AR 72811-3186
479-968-4989

PREPARED BY:
Pace Analytical Services, Inc.
808 West McKay
Frontenac, KS 66763
1-620-235-0003

November 10, 2022

TABLE OF CONTENTS

<u>SECTION</u>	<u>PAGE</u>
SUMMARY	3
INTRODUCTION	4
TEST MATERIAL	4
TEST METHODS	4
TEST ORGANISMS	4
TEST CONDITIONS	8
TEST VALIDITY	12
REFERENCE TOXICANT SUMMARY	13
APPENDIX A – STATISTICAL ANALYSIS	
APPENDIX B - CHAIN OF CUSTODY FORMS	

SUMMARY

A Chronic Whole Effluent Toxicity Test using the 7-day chronic fathead minnows (*Pimephales promelas*), static renewal larval survival and growth test, and three brood 7-day chronic Cladoceran (*Ceriodaphnia dubia*), static renewal survival and reproduction test, was conducted on effluent discharge water collected at the EEG (City Corporation) effluent discharge from October 31, 2022 to November 4, 2022. All the test methods followed are as listed in EPA 821-R-02-013, "Short Term Methods for Estimating the Chronic Toxicity of Effluents and Receiving Waters to Freshwater Organisms."

Statistically significant ($p < 0.05$) mortality is determined by Dunnet's procedure using average percent survival of each test concentration versus the average survival of the controls. If significant mortality occurs, median lethal concentrations are calculated using effluent concentrations and their corresponding percent mortality data. The 95% confidence intervals are calculated where appropriate by the Spearman-Kärber method. Statistical analysis is accomplished by following steps in EPA 821-R-02-013, November 2002 and by use of Toxstat version 3.4.

In minnow section of testing, it was observed that the effluent had no significant effect on the survival of the larvae at the 100% concentration. No significant mortality was observed in the other effluent concentrations after the 7-day exposure period. The No Observed Effect Concentration (NOEC) was determined to be 100% for survival. No significant reduction in growth was observed in the 100% effluent concentration. The Toxic Units is < 1 . The IC25 is > 100 . The NOEC for growth in effluent was determined to be 100%. The PMSD is 13.0.

In Cladoceran section of testing, it was observed that the effluent had no significant effect on the survival of the organisms in the 100% effluent concentration. No significant mortality was observed in the other effluent concentrations after the 7-day exposure period. The No Observed Effect Concentration (NOEC) was determined to be 100% for survival. No significant reduction in reproduction was observed in the 100% effluent concentrations. The Toxic Units is < 1 . The IC25 is > 100 . The NOEC for reproduction in effluent was determined to be 100%. The PMSD is 16.2.

The chronic toxicity exhibited by the fathead minnows and the *Ceriodaphnia* treated by the effluent sampled from October 31 to November 4 from the EEG (City Corporation) effluent discharge, is acceptable as described in EPA 821-R-02-013.

INTRODUCTION

Pace Analytical was contracted to perform this chronic toxicity test on effluent from the EEG (City Corporation) effluent discharge. Chronic toxicity was measured using the Pimephales promelas at larval for survival and growth test and the Ceriodaphnia dubia survival and reproduction test described in EPA 821-R-02-013, "Short Term Methods for Estimating the Chronic Toxicity of Effluents and Receiving Waters to Freshwater Organisms." The raw data of the study is stored at Pace Analytical Services, INC. 808 West McKay, Frontenac, KS 66763.

TEST MATERIAL

EEG (City Corporation) personnel collected sampling of the effluent. A sample of the effluent was delivered to Pace by commercial carrier on 11-1-22. Subsequent samples followed by delivery on 11-3-22 and on 11-4-22. All samples were stored at $\leq 6^{\circ}$ Celsius. Moderately Hard Synthetic Water was used as a control and also to make the required dilutions in the test as described in EPA 821-R-02-013.

TEST METHODS

Pace used EPA test method 1000.0 for conducting the Fathead Minnow, Pimephales promelas, Larval Survival and Growth Test. EPA test method 1002.0 was used for conducting the Cladoceran, Ceriodaphnia dubia, Survival and Reproduction Test. The tests were conducted to estimate the NOEC, and LOEC for survival, growth, and reproduction of these test species.

The Pimephales and Ceriodaphnia tests were initiated on 11-1-22 and carried out until 11-8-22. The Pimephales tests were conducted in 500 ml plastic jars with 250 ml of test solution. Ten larvae were placed in each of at least 5 replicates to make a total of 50 larvae per sample concentration. The Ceriodaphnia tests were carried out in 35ml vials containing 25 ml of test solution. One Neonate was placed in each of 10 replicates to make a total of 10 neonates per sample concentration.

TEST ORGANISMS

Organisms used in these tests were cultured at Pace under controlled temperature and photo period conditions and/or were purchased from an external supplier. Pace maintains records of culture techniques for all organisms, whether produced in house or purchased.

Results

TABLE 1

Permittee: EEG (City Corporation) Effluent discharge.

Date Sampled	No. 1:	10-31-22	7:25
	No. 2:	11-2-22	7:16
	No. 3:	11-4-22	7:15

Test Initiated: 11:00	Date: 11-1-22
Test End: 10:40	Date: 11-8-22
Dilution Water used: Moderately Hard Synthetic Water	

Critical Dilution:	100%
Ceriodaphnia dubia	Results
TLP3B	0
TGP3B	0
TOP3B	100
TPP3B	100
TQP3B	14.38
Pimephales promelas	Results
TLP6C	0
TGP6C	0
TOP6C	100
TPP6C	100
TQP6C	6.59

FATHEAD MINNOW LARVAE GROWTH AND SURVIVAL
(Pimephales promelas)

DATA TABLE FOR GROWTH OF FATHEAD MINNOWS

Effluent Concentration (%)	Average Dry Weight in Milligrams in Replicate Chambers					Mean Dry Weight (mg)	CV% *
	A	B	C	D	E		
Control 0%	0.481	0.517	0.541	0.576	0.522	0.527	6.59
Dilution 1 32%	0.528	0.575	0.600	0.529	0.472	0.541	9.11
Dilution 2 42%	0.545	0.580	0.506	0.653	0.503	0.557	11.13
Dilution 3 56%	0.538	0.428	0.590	0.511	0.552	0.524	11.58
Dilution 4 75%	0.517	0.554	0.539	0.551	0.501	0.532	4.28
Dilution 5 100%	0.495	0.573	0.555	0.536	0.521	0.533	5.90

* Coefficient of Variation = Standard Deviation X 100 / Mean

FATHEAD MINNOW SURVIVAL

Conc. %	Percent Survival in Replicate Chambers					Mean Percent Survival			CV %
	A	B	C	D	E	24hr	48hr	7 day	
Control 0%	90	100	100	100	100	100	100	98	5.28
Dilution 1 32%	100	100	100	100	90	100	100	98	5.28
Dilution 2 42%	100	100	100	100	100	100	100	100	0.0
Dilution 3 56%	100	80	100	100	100	100	100	96	10.09
Dilution 4 75%	100	100	100	100	100	100	100	100	0.0
Dilution 5 100%	100	100	100	100	100	100	100	100	0.0

REFERENCE #60414370

Permittee: EEG (City Corporation) Effluent discharge.

CERIODAPHNIA SURVIVAL AND REPRODUCTION

DATA TABLE FOR CERIODAPHNIA YOUNG PRODUCTION

Replicate	Control 0%	Dilution 1 32%	Dilution 2 42%	Dilution 3 56%	Dilution 3 75%	Dilution 4 100%
1	21	21	22	18	25	23
2	19	18	28	23	27	24
3	19	22	22	29	20	22
4	16	18	26	19	22	27
5	23	26	25	28	27	25
6	20	25	26	25	21	26
7	23	31	18	21	24	16
8	20	23	27	27	25	23
9	25	19	20	25	22	26
10	26	23	23	23	20	25
Mean	21.2	22.6	23.7	23.8	23.3	23.7
SD	3.048	4.033	3.234	3.706	2.669	3.129
CV %	14.38	17.85	13.64	15.57	11.45	13.20

CERIODAPHNIA MEAN PERCENT SURVIVAL

Percent Effluent (%)						
Time Elapsed	Control 0%	Dilution 1 32%	Dilution 2 42%	Dilution 3 56%	Dilution 4 75%	Dilution 5 100%
24 hrs	100	100	100	100	100	100
48 hrs	100	100	100	100	100	100
7-day	100	100	100	100	100	100
SD	0.0	0.0	0.0	0.0	0.0	0.0
CV %	0.0	0.0	0.0	0.0	0.0	0.0

TABLE 2
SUMMARY OF TEST CONDITIONS FOR THE FATHEAD MINNOW
(*Pimephales promelas*) LARVAL SURVIVAL AND GROWTH TEST

1. Test type	Static renewal
2. Temperature	25 degrees Celsius
3. Light quality	Ambient laboratory light
4. Light intensity	Ambient laboratory levels
5. Photoperiod	16 hr light, 8 hr dark
6. Test chamber size	500 ml
7. Test solution volume	250 ml
8. Renewal of test concentrations	Daily
9. Age of test organism	< 24 hours
10. No. larvae/chamber	10
11. No. replicates/concentration	5
12. No. larvae/concentration	50
13. Feeding regime	Feed 0.15 g newly hatched brine shrimp nauplii two times daily. Larvae are not fed 12 hours prior to termination of test.
14. Cleaning	Siphon daily, immediately before test solution renewal
15. Aeration	None
16. Dilution Water	Moderately Hard Synthetic Water prepared with MILLI-Q deionized water and reagent grade chemicals
17. Effluent concentrations	0%, 32%, 42%, 56%, 75%, 100%
18. Test duration	7 days
19. Endpoints	Survival and growth
20. Test acceptability	80% or greater survival in the controls, Average dry weight in controls >0.25 mg, Coefficient of variation in the control must not exceed 40%.

TABLE 2 (CONT.)
SUMMARY OF TEST CONDITIONS FOR THE CLADOCERAN
(*Ceriodaphnia dubia*) SURVIVAL AND REPRODUCTION TEST

1. Test type	Static renewal
2. Temperature	25 degrees Celsius
3. Light quality	Ambient laboratory light
4. Light intensity	Ambient laboratory levels
5. Photoperiod	16 hr light, 8 hr dark
6. Test chamber size	30 ml
7. Test solution volume	25 ml
8. Renewal of test concentrations	Daily
9. Age of test organism	< 24 hours
10. No. larvae/chamber	1
11. No. replicates/concentration	10
12. No. larvae/concentration	10
13. Feeding regime	Feed 0.1 ml YCT and 0.1 ml of Algae daily. Larvae are not fed 12 hours prior to termination of test.
14. Cleaning	Siphon daily, immediately before test solution renewal
15. Aeration	None
16. Dilution Water	Moderately Hard Synthetic Water prepared with MILLI-Q deionized water and reagent grade chemicals
17. Effluent concentrations	0%, 32%, 42%, 56%, 75%, 100%
18. Test duration	Until 60% or more surviving control females have three broods or a maximum of 8 days.
19. Endpoints	Survival and Reproduction
20. Test acceptability	80% or greater survival in the controls, Average reproduction rate of 15 young / adult. Coefficient of variation in the control must not exceed 40%.

TABLE 2 (SECTION 2)

BIOMONITORING CHRONIC TOXICITY REPORT
 FATHEAD MINNOW (Pimephales promelas)
 CHEMICAL PARAMETERS CHART

Permittee: EEG (City Corporation). Effluent discharge.

ANALYSTS: Pace Analytical Services, Inc.
 Timothy Harrell
 Mike Bollin

TABLE 2 (SECTION 2)
 INITIAL WATER QUALITY
 EFFLUENT CONCENTRATION

	Control	100%
PH	7.5	7.2
D.O.	8.2	8.1
Temp	25.0	25.0
Alk	62	50
Hard	90	40
Cond	285	492
Chlorine	<0.1	<0.1

- * D.O. is reported as mg/L
- Alkalinity is reported as mg/L CaCO₃
- Hardness is reported as mg/L CaCO₃
- Conductance is reported as umhos
- Chlorine is reported as mg/L

TEST WATER QUALITY

24-Hour Water Quality Measurements

Effluent Concentration (%)	PH	D.O. (mg/l)	Temperature (C)
0% Control	7.8	7.7	25.0
32% Effluent	7.8	7.5	25.0
42% Effluent	7.8	7.4	25.0
56% Effluent	7.8	7.3	25.0
75% Effluent	7.7	7.2	25.0
100% Effluent	7.7	7.0	25.0

48-Hour Water Quality Measurements

Effluent Concentration (%)	PH	D.O. (mg/l)	Temperature (C)
0% Control	7.8	7.1	25.3
32% Effluent	7.8	7.1	25.3
42% Effluent	7.8	7.0	25.3
56% Effluent	7.8	7.0	25.3
75% Effluent	7.8	7.0	25.3
100% Effluent	7.8	7.0	25.3

FINAL WATER QUALITY

EFFLUENT CONCENTRATION

	Control	100%
pH	7.8	8.1
D.O.	7.0	7.2
Temp	25.0	25.1
Alk	62	148
Hard	92	52
Cond	328	611

- * D.O. is reported as mg/L
- Alkalinity is reported as mg/L CaCO₃
- Hardness is reported as mg/L CaCO₃
- Conductance is reported as umhos

TEST VALIDITY

The Pimephales promelas control survival rate was 98.0. The mean dry weight (growth) of the Pimephales promelas was determined at 0.527 g/organism in the controls. The percent coefficient of variation (%CV) values for the fathead minnow control for survival and growth were 5.28 and 6.59. The Ceriodaphnia dubia survival rates were 100 in the control. The Ceriodaphnia in the control produced an average of 21.2 young over the seven-day exposure period. Percent CV values for Ceriodaphnia dubia control survival and reproduction was 0.00 and 14.38. Control data met or exceeded all criteria set out by EPA 821-R-02-013 for test acceptance.

REFERENCE TOXICANTS

The absence of significant control mortality during this test indicated the health of the organisms and indicated that any significant mortality in the test concentrations was not due to contaminants or variations in testing conditions.

Reference toxicity testing is routinely performed by staff members in our biomonitoring - bioassay laboratory.

Start: 10/25/22 10:50 End: 11/1/22 11:00

Reference Toxicant (NaCl) Pimephales promelas

Concentration of Toxicant	Avg. # of Live Organisms/replicate			
	0 hrs	24 hrs	48 hrs	7 days
10 g/l	40	7	1	0
8 g/l	40	37	28	4
6 g/l	40	40	35	22
4 g/l	40	40	40	40
2 g/l	40	40	40	40

IC25 (4.98 g/l Sodium Chloride)


Survival NOEC: 4.0 g/l

Reference Toxicant (NaCl) Ceriodaphnia Dubia

Concentration of Toxicant	Avg. # of Live Organisms/replicate			
	0 hrs	24 hrs	48 hrs	7 days
2.5 g/l	10	5	3	0
2.0 g/l	10	10	10	3
1.5 g/l	10	10	10	10
1.0 g/l	10	10	10	10
0.5 g/l	10	10	10	10

IC25 (1.25 g/l Sodium Chloride)

Survival NOEC: 1.5 g/l

Submitted By: 

Timothy Harrell
Technical Director

60414370 EEG City Corp FATHEAD SURVIVAL
File: 6414370A Transform: ARC SINE(SQUARE ROOT(Y))

Chi-square test for normality: actual and expected frequencies

INTERVAL	<-1.5	-1.5 to <-0.5	-0.5 to 0.5	>0.5 to 1.5	>1.5
EXPECTED	2.010	7.260	11.460	7.260	2.010
OBSERVED	3	0	27	0	0

Calculated Chi-Square goodness of fit test statistic = 38.0902
Table Chi-Square value (alpha = 0.01) = 13.277

Data FAIL normality test. Try another transformation.

Warning - The first three homogeneity tests are sensitive to non-normal data and should not be performed.

60414370 EEG City Corp FATHEAD SURVIVAL
File: 6414370A Transform: ARC SINE(SQUARE ROOT(Y))

Shapiro - Wilk's test for normality

D = 0.117

W = 0.656

Critical W (P = 0.05) (n = 30) = 0.927
Critical W (P = 0.01) (n = 30) = 0.900

Data FAIL normality test. Try another transformation.

Warning - The first three homogeneity tests are sensitive to non-normal data and should not be performed.

60414370 EEG City Corp FATHEAD SURVIVAL
 File: 6414370A Transform: ARC SINE(SQUARE ROOT(Y))

SUMMARY STATISTICS ON TRANSFORMED DATA TABLE 1 of 2

GRP	IDENTIFICATION	N	MIN	MAX	MEAN
1	CONTROL	5	1.249	1.412	1.379
2	32%	5	1.249	1.412	1.379
3	42%	5	1.412	1.412	1.412
4	56%	5	1.107	1.412	1.351
5	75%	5	1.412	1.412	1.412
6	100%	5	1.412	1.412	1.412

60414370 EEG City Corp FATHEAD SURVIVAL
 File: 6414370A Transform: ARC SINE(SQUARE ROOT(Y))

SUMMARY STATISTICS ON TRANSFORMED DATA TABLE 2 of 2

GRP	IDENTIFICATION	VARIANCE	SD	SEM	C.V. %
1	CONTROL	0.005	0.073	0.033	5.28
2	32%	0.005	0.073	0.033	5.28
3	42%	0.000	0.000	0.000	0.00
4	56%	0.019	0.136	0.061	10.09
5	75%	0.000	0.000	0.000	0.00
6	100%	0.000	0.000	0.000	0.00

60414370 EEG City Corp FATHEAD SURVIVAL
 File: 6414370A Transform: ARC SINE(SQUARE ROOT(Y))

ANOVA TABLE

SOURCE	DF	SS	MS	F
Between	5	0.016	0.003	0.655
Within (Error)	24	0.117	0.005	
Total	29	0.133		

Critical F value = 2.62 (0.05,5,24)
 Since $F < \text{Critical } F$ FAIL TO REJECT H_0 : All equal

60414370 EEG City Corp FATHEAD SURVIVAL
 File: 6414370A Transform: ARC SINE(SQUARE ROOT(Y))

DUNNETT'S TEST

TABLE 1 OF 2

Ho:Control<Treatment

GROUP	IDENTIFICATION	TRANSFORMED MEAN	MEAN CALCULATED IN ORIGINAL UNITS	T STAT	SIG
1	CONTROL	1.379	0.980		
2	32%	1.379	0.980	0.000	
3	42%	1.412	1.000	-0.739	
4	56%	1.351	0.960	0.643	
5	75%	1.412	1.000	-0.739	
6	100%	1.412	1.000	-0.739	

Dunnett table value = 2.36 (1 Tailed Value, P=0.05, df=24,5)

60414370 EEG City Corp FATHEAD SURVIVAL

File: 6414370A

Transform: ARC SINE(SQUARE ROOT(Y))

DUNNETT'S TEST

TABLE 2 OF 2

Ho:Control<Treatment

GROUP	IDENTIFICATION	NUM OF REPS	Minimum Sig Diff (IN ORIG. UNITS)	% of CONTROL	DIFFERENCE FROM CONTROL
1	CONTROL	5			
2	32%	5	0.049	5.0	0.000
3	42%	5	0.049	5.0	-0.020
4	56%	5	0.049	5.0	0.020
5	75%	5	0.049	5.0	-0.020
6	100%	5	0.049	5.0	-0.020

60414370 EEG City Corp FATHEAD GROWTH

File: C:\TOXSTAT\DATA\6414370B.

Transform: NO TRANSFORMATION

Shapiro - Wilk's test for normality

D = 0.051

W = 0.988

Critical W (P = 0.05) (n = 30) = 0.927

Critical W (P = 0.01) (n = 30) = 0.900

Data PASS normality test at P=0.01 level. Continue analysis.

60414370 EEG City Corp FATHEAD GROWTH

File: C:\TOXSTAT\DATA\6414370B.

Transform: NO TRANSFORMATION

Bartlett's test for homogeneity of variance

Calculated B1 statistic = 5.20

Table Chi-square value = 15.09 (alpha = 0.01, df = 5)

Table Chi-square value = 11.07 (alpha = 0.05, df = 5)

Data PASS B1 homogeneity test at 0.01 level. Continue analysis.

60414370 EEG City Corp FATHEAD GROWTH
 File: C:\TOXSTAT\DATA\6414370B.

Transform: NO TRANSFORMATION

SUMMARY STATISTICS ON TRANSFORMED DATA TABLE 1 of 2

GRP	IDENTIFICATION	N	MIN	MAX	MEAN
1	CONTROL	5	0.481	0.576	0.527
2	32%	5	0.472	0.600	0.541
3	42%	5	0.503	0.653	0.557
4	56%	5	0.428	0.590	0.524
5	75%	5	0.501	0.554	0.532
6	100%	5	0.492	0.573	0.533

60414370 EEG City Corp FATHEAD GROWTH
 File: C:\TOXSTAT\DATA\6414370B.

Transform: NO TRANSFORMATION

SUMMARY STATISTICS ON TRANSFORMED DATA TABLE 2 of 2

GRP	IDENTIFICATION	VARIANCE	SD	SEM	C.V. %
1	CONTROL	0.001	0.035	0.016	6.59
2	32%	0.002	0.049	0.022	9.11
3	42%	0.004	0.062	0.028	11.13
4	56%	0.004	0.061	0.027	11.58
5	75%	0.001	0.023	0.010	4.28
6	100%	0.001	0.031	0.014	5.90

60414370 EEG City Corp FATHEAD GROWTH
 File: C:\TOXSTAT\DATA\6414370B.

Transform: NO TRANSFORMATION

ANOVA TABLE

SOURCE	DF	SS	MS	F
Between	5	0.004	0.001	0.342
Within (Error)	24	0.051	0.002	
Total	29	0.054		

Critical F value = 2.62 (0.05,5,24)

Since $F < \text{Critical } F$ FAIL TO REJECT H_0 : All equal

60414370 EEG City Corp FATHEAD GROWTH
 File: C:\TOXSTAT\DATA\6414370B.

Transform: NO TRANSFORMATION

DUNNETT'S TEST - TABLE 1 OF 2

Ho:Control<Treatment

GROUP	IDENTIFICATION	TRANSFORMED MEAN	MEAN CALCULATED IN ORIGINAL UNITS	T STAT	SIG
1	CONTROL	0.527	0.527		
2	32%	0.541	0.541	-0.461	
3	42%	0.557	0.557	-1.032	
4	56%	0.524	0.524	0.124	
5	75%	0.532	0.532	-0.172	
6	100%	0.533	0.533	-0.206	

Dunnett table value = 2.36 (1 Tailed Value, P=0.05, df=24,5)

60414370 EEG City Corp FATHEAD GROWTH
 File: C:\TOXSTAT\DATA\6414370B.

Transform: NO TRANSFORMATION

DUNNETT'S TEST - TABLE 2 OF 2

Ho:Control<Treatment

GROUP	IDENTIFICATION	NUM OF REPS	Minimum Sig Diff (IN ORIG. UNITS)	% of CONTROL	DIFFERENCE FROM CONTROL
1	CONTROL	5			
2	32%	5	0.069	13.0	-0.013
3	42%	5	0.069	13.0	-0.030
4	56%	5	0.069	13.0	0.004
5	75%	5	0.069	13.0	-0.005
6	100%	5	0.069	13.0	-0.006

FISHER'S EXACT TEST

IDENTIFICATION	NUMBER OF		
	ALIVE	DEAD	TOTAL ANIMALS
CONTROL	10	0	10
32%	10	0	10
TOTAL	20	0	20

CRITICAL FISHER'S VALUE (10,10,10) (p=0.05) IS 6. b VALUE IS 10.
 Since b is greater than 6 there is no significant difference
 between CONTROL and TREATMENT at the 0.05 level.

FISHER'S EXACT TEST

IDENTIFICATION	NUMBER OF		
	ALIVE	DEAD	TOTAL ANIMALS
CONTROL	10	0	10
42%	10	0	10
TOTAL	20	0	20

CRITICAL FISHER'S VALUE (10,10,10) (p=0.05) IS 6. b VALUE IS 10.
 Since b is greater than 6 there is no significant difference
 between CONTROL and TREATMENT at the 0.05 level.

FISHER'S EXACT TEST

IDENTIFICATION	NUMBER OF		
	ALIVE	DEAD	TOTAL ANIMALS
CONTROL	10	0	10
56%	10	0	10

TOTAL 20 0 20

CRITICAL FISHER'S VALUE (10,10,10) (p=0.05) IS 6. b VALUE IS 10.
 Since b is greater than 6 there is no significant difference
 between CONTROL and TREATMENT at the 0.05 level.

FISHER'S EXACT TEST

IDENTIFICATION	NUMBER OF		
	ALIVE	DEAD	TOTAL ANIMALS
CONTROL	10	0	10
75%	10	0	10
TOTAL	20	0	20

CRITICAL FISHER'S VALUE (10,10,10) (p=0.05) IS 6. b VALUE IS 10.
 Since b is greater than 6 there is no significant difference
 between CONTROL and TREATMENT at the 0.05 level.

FISHER'S EXACT TEST

IDENTIFICATION	NUMBER OF		
	ALIVE	DEAD	TOTAL ANIMALS
CONTROL	10	0	10
100%	10	0	10
TOTAL	20	0	20

CRITICAL FISHER'S VALUE (10,10,10) (p=0.05) IS 6. b VALUE IS 10.
 Since b is greater than 6 there is no significant difference
 between CONTROL and TREATMENT at the 0.05 level.

SUMMARY OF FISHER'S EXACT TESTS

NUMBER	NUMBER	SIG
--------	--------	-----

GROUP	IDENTIFICATION	EXPOSED	DEAD	(P= .05)
	CONTROL	10	0	
1	32%	10	0	
2	42%	10	0	
3	56%	10	0	
4	75%	10	0	
5	100%	10	0	

60414370 EEG City Corp CERIODAPHNIA DUBIA SUR
File: 6414370D Transform: NO TRANSFORM

SUMMARY STATISTICS ON TRANSFORMED DATA TABLE 1 of 2

GRP	IDENTIFICATION	N	MIN	MAX	MEAN
1	CONTROL	10	1.000	1.000	1.000
2	32%	10	1.000	1.000	1.000
3	42%	10	1.000	1.000	1.000
4	56%	10	1.000	1.000	1.000
5	75%	10	1.000	1.000	1.000
6	100%	10	1.000	1.000	1.000

60414370 EEG City Corp CERIODAPHNIA DUBIA SUR
File: 6414370D Transform: NO TRANSFORM

SUMMARY STATISTICS ON TRANSFORMED DATA TABLE 2 of 2

GRP	IDENTIFICATION	VARIANCE	SD	SEM	C.V. %
1	CONTROL	0.000	0.000	0.000	0.00
2	32%	0.000	0.000	0.000	0.00
3	42%	0.000	0.000	0.000	0.00
4	56%	0.000	0.000	0.000	0.00
5	75%	0.000	0.000	0.000	0.00
6	100%	0.000	0.000	0.000	0.00

60414370 EEG City Corp CERIODAPHNIA DUBIA REP
File: 6414370E Transform: NO TRANSFORMATION

Chi-square test for normality: actual and expected frequencies

INTERVAL	<-1.5	-1.5 to <-0.5	-0.5 to 0.5	>0.5 to 1.5	>1.5
EXPECTED	4.020	14.520	22.920	14.520	4.020
OBSERVED	4	14	21	19	2

Calculated Chi-Square goodness of fit test statistic = 2.5768
Table Chi-Square value (alpha = 0.01) = 13.277

Data PASS normality test. Continue analysis.

60414370 EEG City Corp CERIODAPHNIA DUBIA REP
File: 6414370E Transform: NO TRANSFORMATION

Bartlett's test for homogeneity of variance
Calculated B1 statistic = 1.87

Table Chi-square value = 15.09 (alpha = 0.01, df = 5)
Table Chi-square value = 11.07 (alpha = 0.05, df = 5)

Data PASS B1 homogeneity test at 0.01 level. Continue analysis.

60414370 EEG City Corp CERIODAPHNIA DUBIA REP
 File: 6414370E Transform: NO TRANSFORMATION

SUMMARY STATISTICS ON TRANSFORMED DATA TABLE 1 of 2

GRP	IDENTIFICATION	N	MIN	MAX	MEAN
1	CONTROL	10	16.000	26.000	21.200
2	32%	10	18.000	31.000	22.600
3	42%	10	18.000	28.000	23.700
4	56%	10	18.000	29.000	23.800
5	75%	10	20.000	27.000	23.300
6	100%	10	16.000	27.000	23.700

60414370 EEG City Corp CERIODAPHNIA DUBIA REP
 File: 6414370E Transform: NO TRANSFORMATION

SUMMARY STATISTICS ON TRANSFORMED DATA TABLE 2 of 2

GRP	IDENTIFICATION	VARIANCE	SD	SEM	C.V. %
1	CONTROL	9.289	3.048	0.964	14.38
2	32%	16.267	4.033	1.275	17.85
3	42%	10.456	3.234	1.023	13.64
4	56%	13.733	3.706	1.172	15.57
5	75%	7.122	2.669	0.844	11.45
6	100%	9.789	3.129	0.989	13.20

60414370 EEG City Corp CERIODAPHNIA DUBIA REP
 File: 6414370E Transform: NO TRANSFORMATION

ANOVA TABLE

SOURCE	DF	SS	MS	F
Between	5	50.950	10.190	0.917
Within (Error)	54	599.900	11.109	
Total	59	650.850		

Critical F value = 2.45 (0.05,5,40)
 Since $F < \text{Critical } F$ FAIL TO REJECT H_0 : All equal

60414370 EEG City Corp CERIODAPHNIA DUBIA REP
 File: 6414370E Transform: NO TRANSFORMATION

DUNNETT'S TEST - TABLE 1 OF 2

Ho:Control<Treatment

GROUP	IDENTIFICATION	TRANSFORMED MEAN	MEAN CALCULATED IN ORIGINAL UNITS	T STAT	SIG
1	CONTROL	21.200	21.200		
2	32%	22.600	22.600	-0.939	
3	42%	23.700	23.700	-1.677	
4	56%	23.800	23.800	-1.744	
5	75%	23.300	23.300	-1.409	
6	100%	23.700	23.700	-1.677	

Dunnett table value = 2.31 (1 Tailed Value, P=0.05, df=40,5)

60414370 EEG City Corp CERIODAPHNIA DUBIA REP
 File: 6414370E Transform: NO TRANSFORMATION

DUNNETT'S TEST - TABLE 2 OF 2

Ho:Control<Treatment

GROUP	IDENTIFICATION	NUM OF REPS	Minimum Sig Diff (IN ORIG. UNITS)	% of CONTROL	DIFFERENCE FROM CONTROL
1	CONTROL	10			
2	32%	10	3.443	16.2	-1.400
3	42%	10	3.443	16.2	-2.500
4	56%	10	3.443	16.2	-2.600
5	75%	10	3.443	16.2	-2.100
6	100%	10	3.443	16.2	-2.500

Conc. ID	1	2	3	4	5	6
Conc. Tested	0	32	42	56	75	100
Response 1	.481	.528	.545	.538	.517	.495
Response 2	.517	.575	.580	.428	.554	.573
Response 3	.541	.600	.506	.590	.539	.555
Response 4	.576	.529	.653	.511	.551	.536
Response 5	.522	.472	.503	.552	.501	.521

*** Inhibition Concentration Percentage Estimate ***
 Toxicant/Effluent: EEG City Corp
 Test Start Date: 11/1/22 Test Ending Date: 11/8/22
 Test Species: Fathead
 Test Duration: 7 days
 DATA FILE:

Conc. ID	Number Replicates	Concentration	Response Means	Std. Dev.	Pooled Response Means
1	5	0.000	0.527	0.035	0.542
2	5	32.000	0.541	0.049	0.542
3	5	42.000	0.557	0.062	0.542
4	5	56.000	0.524	0.061	0.531
5	5	75.000	0.532	0.023	0.531
6	5	100.000	0.536	0.030	0.531

*** No Linear Interpolation Estimate can be calculated from the input data since none of the (possibly pooled) group response means were less than 75% of the control response mean.

Conc. ID	1	2	3	4	5	6
Conc. Tested	0	32	42	56	75	100
Response 1	21	21	22	18	25	23
Response 2	19	18	28	23	27	24
Response 3	19	22	22	29	20	22
Response 4	16	18	26	19	22	27
Response 5	23	26	25	28	27	25
Response 6	20	25	26	25	21	26
Response 7	23	31	18	21	24	16
Response 8	20	23	27	27	25	23
Response 9	25	19	20	25	22	26
Response 10	26	23	23	23	20	25

*** Inhibition Concentration Percentage Estimate ***

Toxicant/Effluent: EEG City Corp

Test Start Date: 11/1/22 Test Ending Date: 11/8/22

Test Species: Cerio

Test Duration: 7 Day

DATA FILE:

Conc. ID	Number Replicates	Concentration	Response Means	Std. Dev.	Pooled Response Means
1	10	0.000	21.200	3.048	23.050
2	10	32.000	22.600	4.033	23.050
3	10	42.000	23.700	3.234	23.050
4	10	56.000	23.800	3.706	23.050
5	10	75.000	23.300	2.669	23.050
6	10	100.000	23.700	3.129	23.050

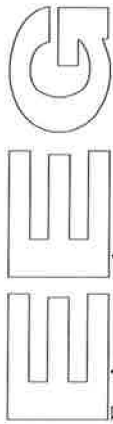
*** No Linear Interpolation Estimate can be calculated from the input data since none of the (possibly pooled) group response means were less than 75% of the control response mean.



L246-059638

Environmental Enterprise Group, Inc.
 220 North Knoxville
 Russellville, Arkansas 72801
 (479) 968-6767 Fax (479) 968-1956

Company Name:		Phone #:										Requested Analysis										Laboratory Control Number	Remarks (Please note special detection limits below.)
City Corporation		Fax #:					Purchase Order #:					Bio-Monitoring											
City Corporation		(479) 968-4989																				014H170 1022231	
Address:																							
P.O. Box 3186 Russellville, AR 72811-3186		(479) 968-3430																					
Project Name or Number:																							
Sampling Personnel Signature(s): <i>Brooks</i>		Printed: Brooks Teeter																					
Sample I.D.	Date	Time	24 Hr Comp.	Grab	Cont. Type	# of Containers	Method Preserved					Sample Matrix					Received by:	Time:					
				Plast.	Glass		H2SO4	HNO3	HAOH	HCL	Ice	None	Water	Soil	Air	Sudge			Other	Date:	Time:		
Outfall 0010FF	10-30-22	730	X	X		1					X		X					10-31-22	830				
	10-31-22	725																					
Relinquished by:		<i>Brooks</i>										Received by:										Date:	Time:
Received by:		<i>MA</i>										Relinquished by:										Date:	Time:
Relinquished by:		<i>MA</i>										Received by Laboratory: <i>Jan Fudgett-pare</i>										Date: 11/11/22	Time: 740
Comments:																							




Environmental Enterprise Group, Inc.
PROVIDING CUSTOMIZED SERVICES NATIONWIDE

L246-059638

Environmental Enterprise Group, Inc.
220 North Knoxville
Russellville, Arkansas 72801
(479) 968-6767 Fax (479) 968-1956

Company Name:		Phone #:		Requested Analysis		Laboratory Control Number	Remarks (Please note special detection limits below.)											
City Corporation		(479) 968-4989																
Address:		Fax #:																
P.O. Box 3186 Russellville, AR 72811-3186		(479) 968-3430																
Project Name or Number:		Purchase Order #:																
Sampling Personnel Signature(s): <i>Budson</i>		Printed: Brooks Teeter		Bio-Monitoring														
Sample I.D.	Date	Time	24 Hr Comp	Grab	Cont. Type		Method Preserved						Sample Matrix				Received by:	Time:
					Plast.	Glass	H2SO4	HNO3	NAOH	HCL	Ice	None	Water	Soil	Air	Sludge		
Outfall 001	ON 11-1-22 OFF 11-2-22	7:20 7:16	X	X	X	X	X	X	X	X	X	X	X	X	X	X	1022231	
Relinquished by: <i>Budson</i>		Date: 11-2-22		Time: 8:27		Received by: <i>Zam Stamm Purce</i>		Date: 11/22/22		Time: 1:30								
Received by: <i>MAJ</i>		Date: 11/2/22		Time: 08:07		Relinquished by:		Date:		Time:								
Relinquished by: <i>MAJ</i>		Date: 11/2/22		Time: 1:30		Received by Laboratory:		Date:		Time:								
Comments:																		

	DC#_Title: ENV-FRM-LENE-0009_Sample Condition Upon Receipt (SCUR)	
	Revision: 2	Effective Date: 01/12/2022
Issued By: Lenexa		

Client Name: EEG

Courier: FedEx UPS VIA Clay PEX ECI Pace Xroads Client Other

Tracking #: _____ Pace Shipping Label Used? Yes No

Custody Seal on Cooler/Box Present: Yes No Seals intact: Yes No

Packing Material: Bubble Wrap Bubble Bags Foam None Other

Thermometer Used: T-111 Type of Ice: Wet Blue None

Cooler Temperature (°C): As-read 1.8 Corr. Factor -0.5 Corrected 1.3

Date and initials of person examining contents: YH

8:00 11/3/22

Temperature should be above freezing to 6°C

Chain of Custody present:	<input checked="" type="checkbox"/> Yes <input type="checkbox"/> No <input type="checkbox"/> N/A	
Chain of Custody relinquished:	<input checked="" type="checkbox"/> Yes <input type="checkbox"/> No <input type="checkbox"/> N/A	
Samples arrived within holding time:	<input checked="" type="checkbox"/> Yes <input type="checkbox"/> No <input type="checkbox"/> N/A	
Short Hold Time analyses (<72hr):	<input checked="" type="checkbox"/> Yes <input type="checkbox"/> No <input type="checkbox"/> N/A	
Rush Turn Around Time requested:	<input type="checkbox"/> Yes <input checked="" type="checkbox"/> No <input type="checkbox"/> N/A	
Sufficient volume:	<input checked="" type="checkbox"/> Yes <input type="checkbox"/> No <input type="checkbox"/> N/A	
Correct containers used:	<input checked="" type="checkbox"/> Yes <input type="checkbox"/> No <input type="checkbox"/> N/A	
Pace containers used:	<input checked="" type="checkbox"/> Yes <input type="checkbox"/> No <input type="checkbox"/> N/A	
Containers intact:	<input checked="" type="checkbox"/> Yes <input type="checkbox"/> No <input type="checkbox"/> N/A	
Unpreserved 5035A / TX1005/1006 soils frozen in 48hrs?	<input type="checkbox"/> Yes <input type="checkbox"/> No <input checked="" type="checkbox"/> N/A	
Filtered volume received for dissolved tests?	<input type="checkbox"/> Yes <input type="checkbox"/> No <input checked="" type="checkbox"/> N/A	
Sample labels match COC: Date / time / ID / analyses	<input checked="" type="checkbox"/> Yes <input type="checkbox"/> No <input type="checkbox"/> N/A	
Samples contain multiple phases? Matrix:	<input type="checkbox"/> Yes <input checked="" type="checkbox"/> No <input type="checkbox"/> N/A	
Containers requiring pH preservation in compliance? (HNO ₃ , H ₂ SO ₄ , HCl<2; NaOH>9 Sulfide, NaOH>10 Cyanide) (Exceptions: VOA, Micro, O&G, KS TPH, OK-DRO) LOT#:	<input type="checkbox"/> Yes <input type="checkbox"/> No <input checked="" type="checkbox"/> N/A	List sample IDs, volumes, lot #'s of preservative and the date/time added.
Cyanide water sample checks:		
Lead acetate strip turns dark? (Record only)	<input type="checkbox"/> Yes <input type="checkbox"/> No	
Potassium iodide test strip turns blue/purple? (Preserve)	<input type="checkbox"/> Yes <input type="checkbox"/> No	
Trip Blank present:	<input type="checkbox"/> Yes <input type="checkbox"/> No <input checked="" type="checkbox"/> N/A	
Headspace in VOA vials (>6mm):	<input type="checkbox"/> Yes <input type="checkbox"/> No <input checked="" type="checkbox"/> N/A	
Samples from USDA Regulated Area: State:	<input type="checkbox"/> Yes <input type="checkbox"/> No <input checked="" type="checkbox"/> N/A	
Additional labels attached to 5035A / TX1005 vials in the field?	<input type="checkbox"/> Yes <input type="checkbox"/> No <input checked="" type="checkbox"/> N/A	

Client Notification/ Resolution: Copy COC to Client? Y / N Field Data Required? Y / N

Person Contacted: _____ Date/Time: _____

Comments/ Resolution: _____

Project Manager Review: _____ Date: _____



L246-059638

Environmental Enterprise Group, Inc.
220 North Knoxville
Russellville, Arkansas 72801
(479) 968-6767 Fax (479) 968-1956

Company Name: City Corporation
Phone #: (479) 968-4989
Address: P.O. Box 3186 Russellville, AR 72811-3186
Fax #: (479) 968-3430
Project Name or Number: PCW Effluent WET
Purchase Order #:

Sampling Personnel Signature(s): Brooks WA
Printed: Brooks Teeter

Sample I.D.	Date	Time	24 Hr Comp.	Cont. Type			# of Containers	Method Preserved								Sample Matrix														
				Grab	Plast	Glass		H2SO4	HNO3	NAOH	HCL	Ice	None	Water	Soil	Air	Sudge	Other												
Outfall 001 <i>on 11-3-22 off 11-4-22</i>			X	X	X		2				X																			

Relinquished by: Brooks WA
Date: 11-4-22
Time: 859
Received by: Garth Teeter
Date: 11/4/22
Time: 859
Relinquished by: [Signature]
Date: 11/4/22
Time: 1000

Requested Analysis: Bio-Monitoring

Remarks: (Please note special detection limits below.)

Laboratory Control Number: 1022231



DC#_Title: ENV-FRM-LENE-0009_Sample Condition Upon Receipt (SCUR)

Revision: 2

Effective Date: 01/12/2022

Issued By: Lenexa

Client Name: CITY CORP

Courier: FedEx UPS VIA Clay PEX ECI Pace Xroads Client Other

Tracking #: _____ Pace Shipping Label Used? Yes No

Custody Seal on Cooler/Box Present: Yes No Seals intact: Yes No

Packing Material: Bubble Wrap Bubble Bags Foam None Other

Thermometer Used: T-111 Type of Ice: Wet Blue None

Cooler Temperature (°C): As-read 4.6 Corr. Factor -0.5 Corrected 4.1

Date and initials of person examining contents: GIP

11/14/22 13:20

Temperature should be above freezing to 6°C

Chain of Custody present:	<input checked="" type="checkbox"/> Yes <input type="checkbox"/> No <input type="checkbox"/> N/A	
Chain of Custody relinquished:	<input checked="" type="checkbox"/> Yes <input type="checkbox"/> No <input type="checkbox"/> N/A	
Samples arrived within holding time:	<input checked="" type="checkbox"/> Yes <input type="checkbox"/> No <input type="checkbox"/> N/A	
Short Hold Time analyses (<72hr):	<input checked="" type="checkbox"/> Yes <input type="checkbox"/> No <input type="checkbox"/> N/A	
Rush Turn Around Time requested:	<input type="checkbox"/> Yes <input checked="" type="checkbox"/> No <input type="checkbox"/> N/A	
Sufficient volume:	<input checked="" type="checkbox"/> Yes <input type="checkbox"/> No <input type="checkbox"/> N/A	
Correct containers used:	<input checked="" type="checkbox"/> Yes <input type="checkbox"/> No <input type="checkbox"/> N/A	
Pace containers used:	<input checked="" type="checkbox"/> Yes <input type="checkbox"/> No <input type="checkbox"/> N/A	
Containers intact:	<input checked="" type="checkbox"/> Yes <input type="checkbox"/> No <input type="checkbox"/> N/A	
Unpreserved 5035A / TX1005/1006 soils frozen in 48hrs?	<input type="checkbox"/> Yes <input type="checkbox"/> No <input checked="" type="checkbox"/> N/A	
Filtered volume received for dissolved tests?	<input type="checkbox"/> Yes <input type="checkbox"/> No <input checked="" type="checkbox"/> N/A	
Sample labels match COC: Date / time / ID / analyses	<input checked="" type="checkbox"/> Yes <input type="checkbox"/> No <input type="checkbox"/> N/A	
Samples contain multiple phases? Matrix:	<input type="checkbox"/> Yes <input checked="" type="checkbox"/> No <input type="checkbox"/> N/A	
Containers requiring pH preservation in compliance? (HNO ₃ , H ₂ SO ₄ , HCl<2; NaOH>9 Sulfide, NaOH>10 Cyanide) (Exceptions: VOA, Micro, O&G, KS TPH, OK-DRO) LOT#:	<input type="checkbox"/> Yes <input type="checkbox"/> No <input checked="" type="checkbox"/> N/A	List sample IDs, volumes, lot #'s of preservative and the date/time added.
Cyanide water sample checks:		
Lead acetate strip turns dark? (Record only)	<input type="checkbox"/> Yes <input type="checkbox"/> No	
Potassium iodide test strip turns blue/purple? (Preserve)	<input type="checkbox"/> Yes <input type="checkbox"/> No	
Trip Blank present:	<input type="checkbox"/> Yes <input type="checkbox"/> No <input checked="" type="checkbox"/> N/A	
Headspace in VOA vials (>6mm):	<input type="checkbox"/> Yes <input type="checkbox"/> No <input checked="" type="checkbox"/> N/A	
Samples from USDA Regulated Area: State:	<input type="checkbox"/> Yes <input type="checkbox"/> No <input checked="" type="checkbox"/> N/A	
Additional labels attached to 5035A / TX1005 vials in the field?	<input type="checkbox"/> Yes <input type="checkbox"/> No <input checked="" type="checkbox"/> N/A	

Client Notification/ Resolution: Copy COC to Client? Y / N Field Data Required? Y / N

Person Contacted: _____ Date/Time: _____

Comments/ Resolution: _____

Project Manager Review: _____ Date: _____