



ARKANSAS
Department of Environmental Quality

April 1, 2009

Donald Claussen, Plant Manager
KGen Power Corporation - KGen Hot Spring, LLC
696 Black Branch Road
Malvern, AR 72104

Dear Mr. Claussen:

The enclosed Permit No. 1936-AOP-R3 is issued pursuant to the Arkansas Operating Permit Program, Regulation # 26.

After considering the facts and requirements of A.C.A. §8-4-101 et seq., and implementing regulations, I have determined that Permit No. 1936-AOP-R3 for the construction, operation and maintenance of an air pollution control system for KGen Power Corporation - KGen Hot Spring, LLC to be issued and effective on the date specified in the permit, unless a Commission review has been properly requested under §2.1.14 of Regulation No. 8, Arkansas Department of Pollution Control & Ecology Commission's Administrative Procedures, within thirty (30) days after service of this decision.

All persons submitting written comments during this thirty (30) day period, and all other persons entitled to do so, may request an adjudicatory hearing and Commission review on whether the decision of the Director should be reversed or modified. Such a request shall be in the form and manner required by §2.1.14 of Regulation No. 8.

Sincerely,

A handwritten signature in black ink that reads "Mike Bates". The signature is written in a cursive style with a large, stylized "M" and "B".

Mike Bates
Chief, Air Division

ADEQ OPERATING AIR PERMIT

Pursuant to the Regulations of the Arkansas Operating Air Permit Program, Regulation 26:

Permit No.: 1936-AOP-R3
Renewal #1

IS ISSUED TO:

KGen Hot Spring, LLC
696 Black Branch Road
Malvern, AR 72104
Hot Spring County
AFIN: 30-00229

THIS PERMIT AUTHORIZES THE ABOVE REFERENCED PERMITTEE TO INSTALL, OPERATE, AND MAINTAIN THE EQUIPMENT AND EMISSION UNITS DESCRIBED IN THE PERMIT APPLICATION AND ON THE FOLLOWING PAGES. THIS PERMIT IS VALID BETWEEN:


FEBRUARY 8, 2006

AND

FEBRUARY 7, 2011

THE PERMITTEE IS SUBJECT TO ALL LIMITS AND CONDITIONS CONTAINED HEREIN.

Signed:


Mike Bates
Chief, Air Division

April 1, 2009

Date

Table of Contents

SECTION I: FACILITY INFORMATION	4
SECTION II: INTRODUCTION.....	5
Summary of Permit Activity.....	5
Process Description.....	5
Regulations	6
Emission Summary	7
SECTION III: PERMIT HISTORY.....	12
SECTION IV: SPECIFIC CONDITIONS.....	14
SN-01 through 04 Units 1 through 4: CT/HRSG/Duct Burner Exhausts	14
SN-05 and SN-06: Auxiliary Boiler 1 and 2.....	26
SN-07 through SN-30: Cooling Towers 1 and 2	29
SN-32 and 33: Emergency Generators	31
SECTION V: COMPLIANCE PLAN AND SCHEDULE.....	33
SECTION VI: PLANTWIDE CONDITIONS.....	34
Title VI Provisions.....	35
Acid Rain (Title IV).....	36
Clean Air Interstate Rule (CAIR)	36
SECTION VII: INSIGNIFICANT ACTIVITIES.....	37
SECTION VIII: GENERAL PROVISIONS	38
Appendix A:.....	45
Federal Acid Rain Program – 40 CFR Part 75 – Continuous Emission Monitoring.....	45
Appendix B:.....	47
40 CFR Part 60, Subpart GG – Standards of Performance for Stationary Gas Turbines	47
Appendix C:.....	49
40 CFR Part 60, Subpart Da – Standards of Performance for Electric Utility Steam Generating Units.....	49
Appendix D:.....	51
40 CFR Part 60, Subpart Dc – Standards of Performance for Small Industrial – Commercial – Institutional Steam Generating Units.....	51
Appendix E:	53
Clean Air Interstate Rule (CAIR) – 40 CFR Part 96 Subpart HHHH – CAIR Application.....	53

List of Acronyms and Abbreviations

A.C.A.	Arkansas Code Annotated
AFIN	ADEQ Facility Identification Number
BACT	Best Available Control Technology
b-hp	brake horsepower
BTU	British Thermal Unit
CAIR	Clean Air Interstate Rule
CEM	Continuous Emission Monitoring
CFR	Code of Federal Regulations
CO	Carbon Monoxide
CT	Combustion Turbine
HAP	Hazardous Air Pollutant
HP	Horsepower
HRSG	Heat recovery Steam Generator
kW	kilowatt
lb/hr	Pound Per Hour
MM	million
MVAC	Motor Vehicle Air Conditioner
No.	Number
NO _x	Nitrogen Oxide
NSPS	New Standards of Performance Standards
PM	Particulate Matter
PM ₁₀	Particulate Matter Smaller Than Ten Microns
ppm	parts per million
scf	standard cubic feet
SCR	Selective Catalytic Reduction
SN	Source Number
SNAP	Significant New Alternatives Program (SNAP)
SO ₂	Sulfur Dioxide
SSM	Startup, Shutdown, and Malfunction Plan
tpy	Tons Per Year
UTM	Universal Transverse Mercator
VOC	Volatile Organic Compound

KGen Hot Springs, LLC
Permit #1936-AOP-R3
AFIN: 30-00229

SECTION I: FACILITY INFORMATION

PERMITTEE: KGen Hot Spring, LLC

AFIN: 30-00229

PERMIT NUMBER: 1936-AOP-R3

FACILITY ADDRESS: 696 Black Branch Road
Malvern, AR 72104

MAILING ADDRESS: 696 Black Branch Road
Malvern, AR 72104

COUNTY: Hot Spring County

CONTACT NAME: Donald W. Claussen, Sr

CONTACT POSITION: Plant Manager

TELEPHONE NUMBER: 501-609-4601

REVIEWING ENGINEER: Patty Campbell, PE

UTM North South (Y): Zone 15: 3795006.53 m

UTM East West (X): Zone 15: 511971.17 m

SECTION II: INTRODUCTION

Summary of Permit Activity

KGen Hot Spring, LLC is a subsidiary of Duke Energy Generation Services of Houston, Texas. KGen Hot Spring, LLC is a 1240-MW gas turbine/steam turbine combined-cycle electric power plant (NAICS 221112) located at 696 Black Branch Road, Malvern, Hot Spring County, Arkansas 72104. This permitting action is necessary to incorporate the Clean Air Interstate Rule (CAIR) into the facility's permit. There are no emission changes associated with this permitting action.

Process Description

SN-01 through SN-04

Hot Spring Energy Facility is permitted to operate four GE Model 7FA Combustion Turbines (CTs). From each of the four CTs, hot combustion exhaust gasses flow across duct burners for additional heat and on to Heat Recovery Steam Generators (HRSGs) that collect the heat to produce high, intermediate, and low-pressure steam. The CTs and the duct burners employ low-NO_x combustion technology and Selective Catalytic Reduction (SCR) as controls for NO_x (nitrogen oxides). Natural gas is the only permitted fuel at these units.

SN-05 and SN-06

Additional steam is produced by two auxiliary boilers. This steam is used for startup/ shutdown purposes and will not increase power output for the facility. The boilers have a maximum heat input capacity of 44.1 MM Btu/hr each. Low NO_x combustion control technology is installed on the boiler units. Natural gas is the only permitted fuel for the boilers.

SN-07 through SN-30

Two mechanical draft cooling towers are designated SN-07 through SN-30. (Each cooling cell is considered a separate source, in this case.) Cooling Tower 1 encompasses SN-07 through SN-18 and Cooling Tower 2 encompasses SN-19 through SN-30. Particulate Matter (PM/PM₁₀) is the only pollutant from these sources. A drift eliminator is employed for particulate control.

SN-32 and SN-33

KGen Hot Spring operates two 600 kW diesel-powered emergency generators. Emergency diesel generators do not operate more than 500 hours per year each.

Insignificant sources

Insignificant sources at the facility include, but are not limited to, the following:

- 1 - 400 bhp diesel fire water pump
- 1 - Oil/Water Separator for wastewater purposes
- Diesel Storage Tanks
- Sulfuric Acid Storage Tank

All fuel burning insignificant activities are operated only in emergency situations except for routine testing purposes. See Section VII of this permit, *Insignificant Activities*, for complete information regarding these emission points.

KGen Hot Springs, LLC
Permit #1936-AOP-R3
AFIN: 30-00229

Regulations

The following table contains the regulations applicable to this permit.

Regulations
Arkansas Air Pollution Control Code, Regulation 18, effective January 25, 2009
Regulations of the Arkansas Plan of Implementation for Air Pollution Control, Regulation 19, effective January 25, 2009
Regulations of the Arkansas Operating Air Permit Program, Regulation 26, effective January 25, 2009
Federal Acid Rain Program, 40 CFR Part 75 – <i>Continuous Emission Monitoring (CEM)</i> (Appendix A)
40 CFR Part 60, Subpart GG – <i>Standards of Performance for Stationary Gas Turbines</i> (Appendix B)
40 CFR Part 60, Subpart Da – <i>Standards of Performance for Electric Utility Steam Generating Units</i> (Appendix C)
40 CFR Part 60, Subpart Dc – <i>Standards of Performance for Small Industrial - Commercial - Institutional Steam Generating Units</i> (Appendix D)
Clean Air Interstate Rule (CAIR) – 40 CFR Part 96 (Appendix E)

Emission Summary

The following table is a summary of emissions from the facility. This table, in itself, is not an enforceable condition of the permit.

EMISSION SUMMARY				
Source Number	Description	Pollutant	Emission Rates	
			lb/hr	tpy
Total Allowable Emissions		PM	123.2	524.2
		PM ₁₀	115.2	489.6
		SO ₂	54.4	214.8
		VOC	81.2	328.2
		CO	506.0	1928.0
		NO _x	162.8	539.2
		Lead	0.06	0.06
HAPs	1,3-butadiene*	0.04	0.04	
	acetaldehyde*	0.32	1.28	
	acrolein*	0.08	0.20	
	benzene*	0.14	0.42	
	ethylbenzene*	0.28	1.00	
	formaldehyde*	2.10	8.38	
	hexane*	0.34	1.34	
	propylene oxide*	0.24	0.92	
	toluene*	1.06	4.10	
	xylene*	0.52	2.00	
	POM*	0.04	0.08	
	arsenic***	0.06	0.06	
	cadmium***	0.06	0.06	
	chromium***	0.06	0.06	
	mercury***	0.06	0.06	
Air Contaminants **		NH ₃ **	269.2	590.4
01	Unit 1	PM	27.8	120.5
		PM ₁₀	27.8	120.5
		SO ₂	13.3	53.4
		VOC	19.0	81.5
		CO	115.6	478.3
		NO _x	31.9	130.6
		NH ₃	67.3	147.6

KGen Hot Springs, LLC
 Permit #1936-AOP-R3
 AFIN: 30-00229

EMISSION SUMMARY				
Source Number	Description	Pollutant	Emission Rates	
			lb/hr	tpy
		Lead	0.1	0.01
		<u>HAPs</u>		
		1,3-butadiene	0.01	0.01
		acetaldehyde	0.08	0.32
		acrolein	0.02	0.05
		benzene	0.03	0.10
		ethylbenzene	0.07	0.25
		formaldehyde	0.52	2.09
		hexane	0.08	0.33
		propylene oxide	0.06	0.23
		toluene	0.26	1.02
		xylene	0.13	0.50
		POM	0.01	0.02
		arsenic	0.01	0.01
		cadmium	0.01	0.01
		chromium	0.01	0.01
		mercury	0.01	0.01
02	Unit 2	PM	27.8	120.5
		PM ₁₀	27.8	120.5
		SO ₂	13.3	53.4
		VOC	19.0	81.5
		CO	115.6	478.3
		NO _x	31.9	130.6
		NH ₃	67.3	147.6
		Lead	0.1	0.01
		<u>HAPs</u>		
		1,3-butadiene	0.01	0.01
		acetaldehyde	0.08	0.32
		acrolein	0.02	0.05
		benzene	0.03	0.10
		ethylbenzene	0.07	0.25
		formaldehyde	0.52	2.09
		hexane	0.08	0.33
		propylene oxide	0.06	0.23
		toluene	0.26	1.02
		xylene	0.13	0.50
		POM	0.01	0.02
		arsenic	0.01	0.01

KGen Hot Springs, LLC
 Permit #1936-AOP-R3
 AFIN: 30-00229

EMISSION SUMMARY				
Source Number	Description	Pollutant	Emission Rates	
			lb/hr	tpy
		cadmium	0.01	0.01
		chromium	0.01	0.01
		mercury	0.01	0.01
03	Unit 3	PM	27.8	120.5
		PM ₁₀	27.8	120.5
		SO ₂	13.3	53.4
		VOC	19.0	81.5
		CO	115.6	478.3
		NO _x	31.9	130.6
		NH ₃	67.3	147.6
		Lead	0.1	0.01
		<u>HAPs</u>		
		1,3-butadiene	0.01	0.01
		acetaldehyde	0.08	0.32
		acrolein	0.02	0.05
		benzene	0.03	0.10
		ethylbenzene	0.07	0.25
		formaldehyde	0.52	2.09
		hexane	0.08	0.33
		propylene oxide	0.06	0.23
		toluene	0.26	1.02
		xylene	0.13	0.50
		POM	0.01	0.02
		arsenic	0.01	0.01
		cadmium	0.01	0.01
		chromium	0.01	0.01
		mercury	0.01	0.01
04	Unit 04	PM	27.8	120.5
		PM ₁₀	27.8	120.5
		SO ₂	13.3	53.4
		VOC	19.0	81.5
		CO	115.6	478.3
		NO _x	31.9	130.6
		NH ₃	67.3	147.6
		Lead	0.1	0.01
		<u>HAPs</u>		
		1,3-butadiene	0.01	0.01

KGen Hot Springs, LLC
 Permit #1936-AOP-R3
 AFIN: 30-00229

EMISSION SUMMARY				
Source Number	Description	Pollutant	Emission Rates	
			lb/hr	tpy
		acetaldehyde	0.08	0.32
		acrolein	0.02	0.05
		benzene	0.03	0.10
		ethylbenzene	0.07	0.25
		formaldehyde	0.52	2.09
		hexane	0.08	0.33
		propylene oxide	0.06	0.23
		toluene	0.26	1.02
		xylene	0.13	0.50
		POM	0.01	0.02
		arsenic	0.01	0.01
		cadmium	0.01	0.01
		chromium	0.01	0.01
		mercury	0.01	0.01
05	Boiler 1	PM	0.5	0.5
		PM ₁₀	0.5	0.5
		SO ₂	0.3	0.3
		VOC	0.8	0.8
		CO	6.7	6.7
		NO _x	5.3	5.3
		Lead	0.01	0.01
		<u>HAPs</u>		
		benzene	0.01	0.01
		formaldehyde	0.01	0.01
		hexane	0.01	0.01
		toluene	0.01	0.01
		arsenic	0.01	0.01
		cadmium	0.01	0.01
		chromium	0.01	0.01
		mercury	0.01	0.01
06	Boiler 2	PM	0.5	0.5
		PM ₁₀	0.5	0.5
		SO ₂	0.3	0.3
		VOC	0.8	0.8
		CO	6.7	6.7
		NO _x	5.3	5.3
		Lead	0.01	0.01

KGen Hot Springs, LLC
 Permit #1936-AOP-R3
 AFIN: 30-00229

EMISSION SUMMARY				
Source Number	Description	Pollutant	Emission Rates	
			lb/hr	tpy
		<u>HAPs</u>		
		benzene	0.01	0.01
		formaldehyde	0.01	0.01
		hexane	0.01	0.01
		toluene	0.01	0.01
		arsenic	0.01	0.01
		cadmium	0.01	0.01
		chromium	0.01	0.01
		mercury	0.01	0.01
07-18	Cooling Tower 1	PM	4.7	20.3
		PM ₁₀	0.7	3.0
19-30	Cooling Tower 2	PM	4.7	20.3
		PM ₁₀	0.7	3.0
32	600 kW Generator	PM	0.8	0.3
		PM ₁₀	0.8	0.3
		SO ₂	0.3	0.3
		VOC	1.8	0.3
		CO	15.1	0.7
		NO _x	12.3	3.1
33	600 kW Generator	PM	0.8	0.3
		PM ₁₀	0.8	0.3
		SO ₂	0.3	0.3
		VOC	1.8	0.3
		CO	15.1	0.7
		NO _x	12.3	3.1

*HAPs included in the VOC totals. Other HAPs are not included in any other totals unless specifically stated.

**Air Contaminants such as ammonia, acetone, and certain halogenated solvents are not VOCs or HAPs.

***Metallic compounds are a subset of the PM/PM₁₀ totals.

SECTION III: PERMIT HISTORY

Permit #1936-AOP-R0, issued on December 29, 2000, is the initial permit for this facility. It allowed the facility to construct and operate four natural gas-fired combustion turbines, with duct burners, and two auxiliary boilers. Other supporting equipment was also permitted. This supporting equipment includes cooling towers, emergency use generators, and insignificant activities such as a wastewater treatment oil-water separator and a fire-water pump engine.

The facility was subject to PSD review as part of the initial Title V permitting process. This review required the application of Best Available Control Technology (BACT) and an air quality analysis of facility emissions sources to ensure compliance with NAAQS and to assess increment consumption.

The facility is a fossil-fuel fired steam-generating electric utility with heat input greater than 250 MM Btu/hr. These facilities are specifically listed on the PSD 28-list of named source categories and is therefore considered a major source because it emits one or more regulated pollutants in quantities greater than 100 tpy.

The following table compares PSD Significant Emission Rates to the initially permitted facility emissions. The facility underwent full review for each of these pollutants.

Pollutant	PSD Significant Emission Increase (tpy)	Emissions Increase (tpy)
PM ₁₀	15	490.0
SO ₂	40	215.3
Ozone	40 tpy of VOC	328.6 tpy of VOC
CO	100	1929.3
NO ₂	40 tpy of NO _x	545.6 tpy of NO _x

Summary of BACT Determination

The following table summarized each BACT determination and limits made for this facility: Detailed BACT analyses may be found in the 1936-AOP-R0.

Pollutant	CT/HRSG	Cooling Tower	Auxiliary Boiler	Diesel fired Generators
NO _x	Dry low-NO _x and SCR (3.5 ppm-vd @ 15% O ₂ 24 hour average)	NA	Good operating practice (0.12 lb/MM Btu)	Good operating practice (14 gram/bhp-hr)

Pollutant	CT/HRSG	Cooling Tower	Auxiliary Boiler	Diesel fired Generators
CO	Good operating practice (21 ppm-vd @ 15% O ₂ 24 hour average)	NA	Good operating practice (0.15 lb/MM Btu)	Good operating practice (3 gram/bhp-hr)
VOC	Good operating practice (9.4 ppm-vw)	NA	Good operating practice (0.016 lb/MM Btu)	Good operating practice (1.1 gram/bhp-hr)
PM ₁₀	Good operating practice (27.8 lb/hr per turbine duct burner combination)	Drift eliminator (0.7 lb/hr for each 12-cell tower)	Good operating practice (0.01 lb/MM Btu)	Good operating practice (1.77 lb/hr)
SO ₂	fuel S limit (2 grains S/100 dscf)	NA	fuel S limit (2 grains/100 dscf)	fuel S limit (0.05% S by weight)

Each BACT determination and corresponding emission rates/ level is consistent with that of similar units found in the RBLC and is consistent with other similar permitted sources in Arkansas.

Permit 1936-AOP-R1 was issued on February 10, 2003. This permitting action included the following three items approved by a minor-modification:

- Relocation of various stacks due to plant layout shift during construction and updates to applicable dispersion modeling contained in the PSD Air Quality Analysis;
- Increase in the maximum annual operating rates of the Auxiliary Boilers (SN-05 and SN-06) and an update to the PSD Air Quality Analysis;
- Clarification of Specific Condition 12 to state the allowable averaging period for VOC.

Also, a modification was incorporated into the permit action that established specific language regarding startup and shutdown of Units 1 through 4 (SN-01 through SN-04).

Permit 1936-AOP-R2 was issued on February 8, 2006. This permit action serves to complete the renewal requirements of Arkansas Regulation 26 and 40 CFR Part 70. This permit action also serves as an extension to the approved BACT analysis and permit to construct and operate Turbine/ Duct Burner Units 3 and 4, Auxiliary Boiler 2, and Cooling Tower 2 (SN-03, SN-04, SN-06, and SN-19 through 30). The extension is valid for 18 months from the issue date of this permit. See Plantwide Condition 2. A summary of the BACT analysis for these sources can be found in the permit history. No modifications are occurring with this permit action.

SECTION IV: SPECIFIC CONDITIONS
SN-01 through 04
Units 1 through 4: CT/HRSG/Duct Burner Exhausts

Hot Spring Energy Facility operates four GE 7FA 170 MW low-NO_x combustion turbines. With duct burner firing, each CT/HRSG/duct burner has a total heat input capacity of 2,507 MMBtu/hr always using natural gas, and always operating with SCR. The duct burner consumes approximately 500 MM Btu/hr of the total heat input capacity at each unit.

Specific Conditions

Particulate Matter and Opacity

1. The permittee shall not exceed the emission rates set forth in the following table at each CT/HRSG/duct burner exhaust. The permittee shall demonstrate compliance with this condition by the testing requirements of Specific Condition #5. The hourly emission rates set forth in the following table were based on a worst-case scenario. [Regulation 19, §19.501 and §19.901 et seq., and 40 CFR Part 52, Subpart E]

Pollutant	lb/hr	Averaging Period
PM	27.8	Per EPA Reference Method 5
PM ₁₀	27.8	Per EPA Reference Method 5

2. The permittee shall not exceed the emission rates set forth in the following table at each CT/HRSG/duct burner exhaust. Initial compliance with the annual emission rates set forth in the following table has been demonstrated by the initial performance test of the CT/HRSG/duct burner stacks for PM/PM₁₀. The permittee shall demonstrate continuing compliance with this condition by permitting the annual emission rates of these sources at maximum annual rates and any required stack testing. Maximum annual emission rates are based on an average ambient temperature and continuous annual duct-burner firing. [Regulation 19, §19.501 and §19.901, and 40 CFR 52, Subpart E]

Pollutant	Tons per consecutive 12 months
PM	120.5
PM ₁₀	120.5

3. The permittee shall comply with the following BACT determinations for each CT/HRSG/duct burner exhaust. The permittee shall demonstrate compliance with this

condition by the performance testing requirements of Specific Condition #5. [Regulation 19, §19.901, and 40 CFR 52, Subpart E]

Pollutant	BACT Determination		
PM	good combustion practices and clean fuels	27.8 lb/hr	3-hr avg.
PM ₁₀	good combustion practices and clean fuels	27.8 lb/hr	3-hr avg.

4. The permittee shall not cause to be discharged to the atmosphere from SN-01 through SN-04 stack gases which exhibit greater than 5% opacity averaged over a six minute period. Compliance with this opacity limit shall be demonstrated by the use of natural gas as the only permitted fuel. [Regulation 18, §18.501, and A.C.A. §8-4-203 as referenced by §8-4-304 and §8-4-311]
5. The permittee shall test two of the four CT/HRSG/duct burner exhausts every five years to demonstrate compliance with the limits specified in Specific Conditions #1 and #3. PM testing shall be conducted using EPA Reference Methods 5 and 202. The permittee may report all emissions measured using EPA Reference Methods 5 and 202 as PM₁₀ or the permittee may conduct separate PM₁₀ testing using EPA Reference Methods 201A and 202. Testing shall be performed in combined cycle mode at greater than or equal to 90% of the maximum operating load. The permittee shall perform, at minimum, a stack test on two of the four CT/HRSG/duct burner exhaust stacks. Testing shall otherwise be performed in accordance with Plantwide Condition #3. If Units 3 and 4 are constructed, initial testing shall be completed in accordance with Plantwide Condition #3 for SN-03 and SN-04 also. [Regulation 19, §19.702 and §19.901, and 40 CFR 52 Subpart E]

Sulfur Dioxide

6. The permittee shall not exceed the emission rates set forth in the following table at each CT/HRSG/duct burner exhaust. The permittee shall demonstrate compliance with this condition by the monitoring requirements of Specific Condition #9. The hourly emission rates set forth in the following table were based on a worst-case scenario. [Regulation 19, §19.501 and §19.901, and 40 CFR 52, Subpart E]

Pollutant	lb/hr	Averaging Period
SO ₂	13.3	24-hr

7. The permittee shall not exceed the emission rates set forth in the following table at each CT/HRSG/duct burner exhaust. The permittee shall demonstrate compliance with this

condition by Specific Condition #9. [Regulation 19, §19.501 and §19.901, and 40 CFR 52, Subpart E]

Pollutant	Tons per consecutive twelve months
SO ₂	53.4

8. The permittee shall comply with the following BACT determinations for each CT/HRSG/duct burner exhaust. Compliance with the emission levels set forth in the following table shall be demonstrated by the requirements of Specific Condition #9. [Regulation 19, §19.901, and 40 CFR 52, Subpart E]

Pollutant	BACT Determination	
SO ₂	low sulfur fuels	≤2 grains S/100 dscf

9. The monitoring requirements relative to SO₂ emissions from the CT/HRSG/duct burner exhausts shall be as follows:
- The permittee shall only combust natural gas as defined in 40 CFR §60.331(u). This requirement relieves the previous requirements for NSPS Subpart GG fuel sulfur content monitoring.
 - The permittee shall conduct SO₂ emissions monitoring procedures in accordance with Appendix D of 40 CFR Part 75. These procedures shall include monitoring the fuel sulfur content of the fuel rounded to the nearest 0.1 grains per 100 SCF. As an alternative, procedures may include measuring pipeline natural gas fuel flow rate using an in-line fuel flow meter, determining the gross calorific value of the pipeline natural gas at least once per month, and using the default emission rate of 0.0006 pounds of SO₂ per MM Btu of heat input.
 - The permittee shall maintain records which demonstrate compliance with Specific Conditions #5.a and #5.b. Records shall be submitted in accordance with General Provision #7.

[Regulation 19, §19.703 and §19.901 et seq., NSPS Subpart GG, 40 CFR Part 75 Subpart B, and A.C.A. §8-4-203 as referenced by §8-4-304 and §8-4-311]

Volatile Organic Compounds

10. The permittee shall not exceed the emission rates set forth in the following table at each CT/HRSG/duct burner exhaust. Compliance shall be demonstrated by performance tests required by Specific Condition #13. The hourly emission rates set forth in the following table were based on worst-case scenario. [Regulation 19, §19.501 and §19.901, and 40 CFR 52, Subpart E]

Pollutant	lb/hr	Averaging Period
VOC	19.0	3-hour

11. The permittee shall not exceed the emission rates set forth in the following table at each CT/HRSG/duct burner exhaust. Initial compliance with the annual emission rates set forth in the following table has been demonstrated by the initial performance testing on two of the four CT/HRSG/duct burner stacks for VOC. Continuing compliance with the annual emission rates shall be demonstrated by permitting these sources at maximum annual rates and any performance testing requirements. Maximum annual emission rates are based on an average ambient temperature and continuous annual duct-burner firing. [Regulation 19, §19.501 and §19.901, and 40 CFR 52, Subpart E]

Pollutant	Tons per consecutive twelve months
VOC	81.5

12. The permittee shall comply with the following BACT determinations for each CT/HRSG/duct burner exhaust. Compliance with the emission levels set forth in the following table shall be demonstrated by performance testing of two of the four combustion turbine/heat recovery steam generating unit stacks for VOC. [Regulation 19, §19.901, and 40 CFR 52, Subpart E]

Pollutant	BACT Determination		Averaging Period
VOC	good combustion practices and clean fuels	9.4 ppm-vw	3-hour

13. The permittee shall test two of the four CT/HRSG/duct burner exhausts every five years to demonstrate compliance with the limits specified in Specific Conditions #10 and #12. Testing shall be performed in accordance with Plantwide Condition 3 and EPA Reference Method 25A as found in 40 CFR Part 60 Appendix A. Testing shall be performed in combined cycle mode at greater than or equal to 90% of the maximum operating load. The permittee shall perform, at minimum, a stack test on two of the four CT/HRSG/duct burner exhaust stacks. If Units 3 and 4 are constructed, initial testing shall be completed in accordance with Plantwide Condition #3 for SN-03 and SN-04 also. [Regulation 19, §19.702 and §19.901, and 40 CFR 52 Subpart E]

Carbon Monoxide

14. The permittee shall not exceed the emission rates set forth in the following table at each CT/HRSG/duct burner exhaust. Initial compliance has been demonstrated by initial performance testing. Ongoing compliance shall be demonstrated by the CO CEMS required by Specific Condition #18 and any testing requirements. [Regulation 19, §19.501 and §19.901, and 40 CFR 52, Subpart E]

Pollutant	lb/hr	Averaging Period
CO	115.6	24-hour

15. The permittee shall not exceed the emission rates set forth in the following table at each CT/HRSG/duct burner exhaust. Compliance shall be demonstrated by compliance with Specific Condition #14. [Regulation 19, §19.501 and §19.901, and 40 CFR 52, Subpart E]

Pollutant	Tons per consecutive twelve months
CO	478.3

16. The permittee shall comply with the following BACT determinations for each CT/HRSG/duct burner exhaust. Initial compliance has been demonstrated by initial performance testing requirements. Ongoing compliance shall be demonstrated by collection of CEMS data as required by Specific Condition #18 and any testing requirements. [Regulation 19, §19.901, and 40 CFR 52, Subpart E]

Pollutant	BACT Determination	
CO	good combustion practices and clean fuels	21 ppm-vd @ 15% O ₂ 24 hour average

17. If Units 3 and 4 are constructed, the permittee shall perform an initial stack test of SN-03 and SN-04 to demonstrate compliance with the limits specified in Specific Conditions #14 and #16. Testing shall be performed in accordance with Plantwide Condition #3 and EPA Reference Method 10, as found in 40 CFR Part 60 Appendix A. Testing shall be performed in combined cycle mode at greater than or equal to 90% of the maximum operating load. [Regulation 19, §19.702 and §19.901, and 40 CFR 52 Subpart E]
18. The permittee shall install, maintain, and operate a CO CEMS on each CT/HRSG/duct burner exhaust stack. The CEMS shall comply with the ADEQ CEMS Conditions. A copy is provided in Appendix A. The CEMS data may be used by the Department for

enforcement purposes. The CEMS shall be used to demonstrate compliance with the CO mass emission limits specified in Specific Conditions #14, 15, and 16. [Regulation 19, §19.703 and §19.901, 40 CFR Part 52 Subpart E, and A.C.A. §8-4-203 as referenced by §8-4-304 and §8-4-311]

Nitrogen Oxides

19. The permittee shall not exceed the emission rates set forth in the following table at each CT/HRSG/duct burner exhaust. Initial compliance has been demonstrated by initial performance testing requirements. Ongoing compliance shall be demonstrated by the NO_x CEMS required by Specific Condition #23 and any testing requirements. [Regulation 19, §19.501 and §19.901, and 40 CFR 52, Subpart E]

Pollutant	lb/hr	Averaging Period
NO _x	31.9	24-hour

20. The permittee shall not exceed the emission rates set forth in the following table at each CT/HRSG/duct burner exhaust. The permittee shall demonstrate compliance with this condition by compliance with Specific Condition #19. [Regulation 19, §19.501 and §19.901, and 40 CFR 52, Subpart E]

Pollutant	Tons per consecutive 12 months
NO _x	130.6

21. The permittee shall comply with the following BACT determinations for each CT/HRSG/duct burner exhaust. Initial compliance has been determined by initial testing requirements. Ongoing compliance shall be demonstrated by the operation of NO_x CEMS required by Specific Condition #23 and any testing requirements. [Regulation 19, §19.901, and 40 CFR 52, Subpart E]

Pollutant	BACT Determination	
NO _x	low-NO _x combustion/SCR	3.5 ppm-vd @ 15%O ₂

22. If Units 3 and 4 are constructed, the permittee shall perform an initial stack test of SN-03 and SN-04 to demonstrate compliance with the limits specified in Specific Conditions #19 and #21. Testing shall be performed in accordance with Plantwide Condition #3 and EPA Reference Method 7E as found in 40 CFR Part 60 Appendix A. Testing shall be performed in combined cycle mode at greater than or equal to 90% of the maximum operating load. [Regulation 19, §19.702 and §19.901, and 40 CFR 52 Subpart E]

23. The permittee shall install, maintain, and operate a NO_x CEMS on each CT/HRSG/duct burner exhaust stack. The CEMS shall comply with the ADEQ CEMS Conditions. A copy is provided in Appendix A. The CEMS data may be used by the Department for enforcement purposes. The CEMS shall be used to demonstrate compliance with Specific Conditions #19, 20, and 21. [Regulation 19, §19.703 and §19.901, 40 CFR Part 52 Subpart E, and A.C.A. §8-4-203 as referenced by §8-4-304 and §8-4-311]

Lead (Pb)

24. The permittee shall not exceed the emission rates set forth in the following table at each CT/HRSG/duct burner exhaust. Compliance shall be demonstrated by the use of natural gas. [Regulation 19, §19.501 and §19.901, and 40 CFR 52, Subpart E]

The hourly emission rates in the following table are based on the worst case scenario.

Pollutant	lb/hr	Averaging Period
Pb	0.01	24-hour

25. The permittee shall not exceed the emission rates set forth in the following table at each CT/HRSG/duct burner exhaust. Compliance is demonstrated through the use of natural gas. [Regulation 19, §19.501 and §19.901, and 40 CFR 52, Subpart E]

Pollutant	Tons per consecutive 12 months
Pb	0.01

Non-criteria Pollutants

26. The permittee shall not exceed lb/hr emission rates listed in the following table for each CT/ HRSG/ duct burner exhaust. Initial compliance has been determined by initial testing requirements. Ongoing compliance with emission rates shall be demonstrated by the exclusive use of pipeline quality natural gas and any required testing. [Regulation 18, §18.801, and A.C.A. §8-4-203 as referenced by §8-4-304 and §8-4-311]

Pollutant	lb/hr	Averaging Period
NH ₃	33.7/ 67.3	daily/3 hour
HAPs		
1,3-butadiene	0.01	
acetaldehyde	0.08	
acrolein	0.02	
benzene	0.03	
ethylbenzene	0.07	
formaldehyde	0.52	
hexane	0.08	
propylene oxide	0.06	
toluene	0.26	
xylene	0.13	
POM	0.01	
arsenic	0.01	
cadmium	0.01	
chromium	0.01	
mercury	0.01	

27. The permittee shall not exceed ton per year emission rates listed in the following table for each CT/ HRSG/ duct burner exhaust. Compliance shall be determined by the exclusive use of pipeline quality natural gas. [Regulation 18, §18.801, and A.C.A. §8-4-203 as referenced by §8-4-304 and §8-4-311]

Pollutant	Tons per consecutive twelve months
NH ₃	147.6
HAPs	
1,3-butadiene	0.01
acetaldehyde	0.32
acrolein	0.05
benzene	0.10
ethylbenzene	0.25
formaldehyde	2.09
hexane	0.33
propylene oxide	0.23
toluene	1.02
xylene	0.50
POM	0.02
arsenic	0.01
cadmium	0.01
chromium	0.01
mercury	0.01

28. The permittee shall test for ammonia (NH₃) at all existing units every five years to assure compliance with Specific Condition #26 ammonia emission rates. The permittee shall use Department approved methodology. Testing on the CT/HRSG/duct burners shall be performed in combined cycle at greater than or equal to 90% maximum load. Testing shall otherwise be performed in accordance with Plantwide Condition #3. If Units 3 and 4 are constructed, initial testing shall be required on SN-03 and SN-04 in accordance with Plantwide Condition #3. [Regulation 18, §18.1002, and A.C.A. §8-4-203 as referenced by §8-4-304 and §8-4-311]
29. Reserved.

Throughput Limits

30. Each CT/HRSG/duct burner unit may only fire pipeline quality natural gas. [Regulation 18, §18.1004, and Regulation 19, §19.705 and §19.901, A.C.A. §8-4-203 as referenced by §8-4-304 and §8-4-311, and 40 CFR 70.6]

New Source Performance Standards

31. Each combustion turbine/heat recovery steam generating unit is subject to and shall comply with applicable provisions of 40 CFR Part 60 Subpart A - *General Provisions* and 40 CFR Part 60 Subpart GG - *Standards of Performance for Stationary Gas Turbines* (Appendix B). Applicable provisions of Subpart GG include, but are not limited to, the following:
- a. The permittee shall not exceed a NO_x emission level of 75 ppm-vd at 15% oxygen on a dry basis. Compliance shall be demonstrated by compliance with Specific Condition #21. [40 CFR §60.332(a)(1)]
 - b. The permittee shall not burn any fuel which contains sulfur in excess of 0.8 percent by weight. Compliance with this condition shall be demonstrated by compliance with Specific Condition #5.a. [40 CFR §60.333(b)]
 - c. Initial compliance testing for NO_x and SO₂ is required within 180 days after start-up of SN-03 and SN-04. Compliance with the SO₂ requirements will be demonstrated by compliance with Specific Condition #5.a. [40 CFR §60.335 and §60.8]
- The NO_x performance testing shall be conducted in accordance with test methods in 40 CFR §60.335 and 40 CFR Part 60 Appendix A or alternative approved methods. Compliance with these NO_x performance testing requirements may be waived with EPA's approval of the use of CEMS required by Specific Condition #23 to demonstrate compliance with the NO_x standard.
32. The Duct Burners in the CT/HRSG system (SN-01 through 04) are subject. The permittee shall comply with all applicable provisions of 40 CFR Part 60, Subpart A - *General Provisions* and Subpart Da - *Standards of Performance for Electric Utility Steam*

Generating Units (Appendix C). Applicable provisions of Subpart Da include, but are not limited to the following: [Regulation 19, §19.304, and 40 CFR Part 60, Subpart Da]

- a. No gases shall be discharged into the atmosphere which contain particulate matter in excess of 0.03 lb/MM Btu heat input. [§60.42Da(a)]
- b. No gases shall be discharged into the atmosphere which exhibit greater than 20 percent opacity (6-minute average), except for one 6-minute period per hour or not more than 27 percent opacity. Combustion of natural gas shall demonstrate compliance. [§60.42Da(b)]
- c. No gases shall be discharged into the atmosphere which contain sulfur dioxide in excess of 0.20 lb/MM Btu heat input based on a 30-day rolling average. Compliance shall be demonstrated by requirements of Specific Condition #5.a and #5.b. [§60.43Da(b) and (g)]
- d. No gases shall be discharged into the atmosphere which contain nitrogen oxides in excess of 1.6 lb/megawatt-hour gross energy output based on a 30-day rolling average. The nitrogen oxides emission rate from the duct burner component of the combined cycle system shall be calculated by subtracting the nitrogen oxides emission rate measured for the unfired duct burner case from the nitrogen oxides emission rate measured for the fired duct burner case. [§60.44Da(d)(1)]
- e. The particulate matter and nitrogen oxide emission standards apply at all times except during periods of startup, shutdown, or malfunction. [§60.48Da(c)]
- f. Compliance with the sulfur dioxide and nitrogen oxide emission limitations is based on the average emission rate for 30 successive boiler operating days. A separate performance test is completed at the end of each boiler operating day after the initial performance test, and a new 30-day average emission rate for both sulfur dioxide and nitrogen oxides are calculated to show compliance with the standards. [§60.48Da(e)]
- g. Nitrogen oxide emissions shall be calculated by multiplying the average hourly NO_x concentration by the average hourly flow rate and divided by the average hourly gross heat rate or other method approved by the administrator. (Appendix F). [§60.48Da(i)]
- h. The permittee shall install, calibrate, maintain, and operate a continuous monitoring system for NO_x, and record the output of the system. If CEMS are installed to meet the requirements of part 75 and are continuing to meet the requirements of part 75, that CEMS may be used to meet this condition, except that the permittee shall also meet the requirements of §60.51Da. [§60.49Da(c)]
- i. The permittee shall install, calibrate, maintain, and operate a continuous monitoring system, and record the output of the system, for measuring the oxygen or carbon dioxide content of the flue gases at each location where sulfur dioxide or nitrogen oxides emissions are monitored. [§60.49Da(d)]
- j. Initial compliance testing for PM/PM₁₀, opacity, and NO_x (at 100% boiler load) is required within 180 days after startup (for SN-03 and SN-04). Testing shall be conducted in accordance with the test methods in 40 CFR Part 60 Appendix A or alternative approved methods. [40 CFR Part 60, Subpart Da]

KGen Hot Springs, LLC
Permit #1936-AOP-R3
AFIN: 30-00229

33. The following notifications to the Department are required for SN-01 and SN-02: (a) date of construction commenced postmarked no later than 30 days after such date, (b) anticipated date of initial startup between 30-60 days prior to such date, (c) actual date of initial startup postmarked within 15 days after such date, and (d) CEMS, opacity, and emissions performance testing 30 days prior to testing. [Regulation 19, §19.304, and 40 CFR §60.7(a)]

Acid Rain Program

34. The affected units (SN-01 through SN-04) are subject to and shall comply with applicable provisions of the Acid Rain Program (40 CFR Parts 72, 73, and 75).
35. The submission of the NO_x, SO₂, and O₂ or CO₂ monitoring plan is required at least 45 days prior to the CEMS certification testing. Notice of CEMS certification testing is required at least 45 days prior to the CEMS certification testing. A copy of 40 CFR Part 75 is included in Appendix E. [40 CFR Part 75 (Appendix A)- Continuous Emission Monitoring (CEM) Subpart G]
36. A monitoring plan is required to be submitted for NO_x, SO₂, and O₂ or CO₂ monitoring. [40 CFR Part 75 - Continuous Emission Monitoring Subpart G]
37. The initial NO_x, and O₂ or CO₂ CEMS certification testing is to occur no later than 90 days after the unit commences commercial operation except the testing must occur prior to the date this unit is declared commercial in accordance with DOE Form EIA-860. [40 CFR Part 75 Subpart A]
38. The permittee shall ensure that the continuous emissions monitoring systems are in operation and monitoring all unit emissions at all times, except during periods of calibration, quality assurance, preventative maintenance or repair. [40 CFR §75.10]

Startup and Shutdown Provisions

39. For the purposes of this permit, “upset condition” reports as required by §19.601 of Regulation 19 shall not be required for periods of startup excess emissions from SN-01, SN-02, SN-03, and SN-04 unless such periods of excess startup emissions exceed a four hour period or are in violation after initial attainment of the Mode 6 operating condition (whichever is less). Reports shall not be required during a one hour period preceding shutdown. This shall only apply for “upset conditions” which directly result from the start-up and/or shut down of one or all of the combustion turbine units (SN-01 SN-02, SN-03 and SN-04). All other “upset conditions” must be reported as required by Regulation 19. Additionally, the following conditions must be met during start up and shut down periods. [Regulation 19, §19.601, and A.C.A. §8-4-203 as referenced by §8-4-304 and §8-4-311]

- a. All CEM systems for SN-01, SN-02, SN-03, and SN-04 must be operating during start up and shut down. The emissions recorded during these periods shall count toward the annual ton per year permit limits.
- b. The permittee shall maintain a log or equivalent electronic data storage which shall indicate the date, start time, and duration of each start up and shut down procedure. "Start up" shall be defined as the period of time beginning with the first fire within the combustion turbine firing chamber until the unit(s) are operating at steady state as defined by the combustion turbine manufacturer (i.e. Mode 6) or a maximum of four hours. "Shut down" shall be defined as the period of time up to one hour beginning with the initiation of the shut down procedure and ending when emissions are no longer detected from the source. This log or equivalent electronic data storage shall be made available to Department personnel upon request.
- c. Opacity is not included. If any occurrences should ever occur, "upset condition" reporting is required.
- d. Operating mode, specifically whether or not a particular unit is in Mode 6, shall be able to be identified at any time from the control area for that unit and shall be available for inspection by ADEQ representatives at any time.
- e. Requirements of ADEQ CEMS Condition (II) (F) are not applicable to this permit. However, the facility shall still comply with the 40 CFR 60.7 requirements to maintain 95% CEMS uptime during non startup/ shutdown periods and 99% compliance demonstration during these periods along with the required reporting requirements.

SN-05 and SN-06:
Auxiliary Boiler 1 and 2

The facility operates two 44.1 MM Btu/hr, 1000 hp auxiliary boilers for additional steam production. The steam is used to maintain steam flow and operating temperatures during down periods and to help minimize startup time of the primary units. The boilers operate no more than 5,000 hours per year each, natural gas-fired only. They will not be used to augment the power generation of the CTs or provide additional steam for the steam turbines. The boilers employ low-NO_x combustion technology as control for NO_x with no add-on devices.

Specific Conditions

40. The permittee shall not exceed the emission rates set forth in the following table at each Auxiliary Boiler. Compliance with this condition will be demonstrated by compliance with Specific Conditions #44 and #45. [Regulation 19, §19.501 and §19.901, and 40 CFR 52, Subpart E]

Pollutant	lb/hr	tpy
PM	0.5	0.5
PM ₁₀	0.5	0.5
SO ₂	0.3	0.3
VOC	0.8	0.8
CO	6.7	6.7
NO _x	5.3	5.3
lead	0.01	0.01

41. The permittee shall not exceed the emission rates set forth in the following table at each Auxiliary Boiler. Compliance with this condition will be demonstrated by compliance with Specific Conditions #44 and #45. The HAP emissions listed for this source were based upon published emission factors at the time of permit issuance. Any change in these emission factors will not constitute a violation of the HAP emission rates listed below. [Regulation 18, §18.801, and A.C.A. §8-4-203 as referenced by §8-4-304 and §8-4-311]

Pollutant	lb/hr	tpy
benzene	0.01	0.01
formaldehyde	0.01	0.01
hexane	0.01	0.01
toluene	0.01	0.01
arsenic	0.01	0.01
cadmium	0.01	0.01
chromium	0.01	0.01
mercury	0.01	0.01

42. The permittee shall not cause to be discharged to the atmosphere from SN-05 through SN-06 stack gases which exhibit greater than 5% opacity averaged over a six minute period. Compliance with this opacity limit shall be demonstrated by the use of natural gas. [Regulation 18, §18.501, and A.C.A. §8-4-203 as referenced by §8-4-304 and §8-4-311]
43. The permittee shall comply with all applicable provisions of 40 CFR Part 60, Subpart A - General Provisions and Subpart Dc - *Standards of Performance for Small Industrial-Commercial-Institutional Steam Generating Units* (Appendix D). Applicable provisions of Subpart Dc include, but are not limited to, the following: [Regulation 19, §19.304, and 40 CFR 60, Subpart Dc]
- a. The owner or operator shall submit notification of the date of construction or reconstruction, anticipated startup, and actual startup. This notification shall include: [§60.48(c)(a)]
 - i. The design heat input capacity of the boiler and identification of fuels to be combusted in the affected facility.
 - ii. The annual capacity factor at which the owner or operator anticipates operating the affected facility based on all fuels fired.
 - b. Records of the amounts of fuel combusted each month must be kept for SN-05 and SN-06. These records shall be kept on site for two years following the date of such records. [§60.48(c)(g) and (i)]
44. The boilers (SN-05 and SN-06) may only fire pipeline quality natural gas. [Regulation 18, §18.1004, Regulation 19, §19.705 and §19.901, A.C.A. §8-4-203 as referenced by §8-4-304 and §8-4-311, and 40 CFR 70.6]
45. Operation of the auxiliary boilers shall be limited to 2,000 hours each per twelve consecutive months. [Regulation 18, §18.1004, Regulation 19, §19.705 and §19.901, 40 CFR 52 Subpart E, A.C.A., and 40 CFR §70.6]
46. The permittee shall maintain monthly records to demonstrate compliance with limits set in Specific Condition #45. Records shall contain a twelve month rolling total and shall

be kept in accordance with General Provision 7. [Regulation 19, §19.705, and 40 CFR Part 52, Subpart E]

47. The permittee shall comply with the following BACT determinations for each auxiliary boiler exhaust. Initial compliance has been demonstrated by the performance test for NO_x. Ongoing compliance with the emission levels set forth in the following table and compliance with Specific Condition #44 and any required testing. Compliance with the fuel sulfur limit shall be demonstrated by requirements of Specific Condition #9. [Regulation 19, §19.901, and 40 CFR 52, Subpart E]

Pollutant	BACT Determination	
PM ₁₀	Good Operating Practice	0.01 lb/MM Btu
CO	Good Operating Practice	0.15 lb/MM Btu
VOC	Good Operating Practice	0.016 lb/MM Btu
NO _x	Good Operating Practice Low-NO _x combustion/ SCR	0.12 lb/MM Btu
SO ₂	fuel S limit	≤2 gr/dscf

48. If Boiler 2 is constructed, the permittee shall perform an initial stack test on the stack, SN-06, to demonstrate compliance with the NO_x limit specified in Specific Condition #47. Testing shall be performed in accordance with Plantwide Condition #3 and EPA Reference Method 7E as found in 40 CFR Part 60 Appendix A at greater than or equal to 90% of the maximum operating load. [Regulation 19, §19.702 and §19.901, and 40 CFR 52 Subpart E]

SN-07 through SN-30: Cooling Towers 1 and 2

As part of Hot Spring Energy Facility's CT inlet air chilling system, two 12-cell forced convection cooling towers are used. Tower 1 is designated by SN-07 through SN-18 and Tower 2 is SN-19 through SN-30. The towers use a drift eliminator capable of reducing drift to 0.005% drift of total recirculated water. Drift elimination is inherent to the design and not considered add-on pollution control for the purposes of CAM.

Specific Conditions

49. The permittee shall not exceed the emission rates set forth in the following table at each 12-cell tower. Compliance with this condition will be demonstrated by compliance with Specific Condition #53. [Regulation 19, §19.501 and §19.901, and 40 CFR 52, Subpart E]

Pollutant	lb/hr	tpy
PM ₁₀	0.7	3.0

50. The permittee shall not exceed the emission rates set forth in the following table at each 12-cell tower. Compliance with this condition will be demonstrated by Specific Condition #53. [Regulation 18, §18.801, and A.C.A. §8-4-203 as referenced by §8-4-304 and §8-4-311]

Pollutant	lb/hr	tpy
PM	4.7	20.3

51. The permittee shall comply with the following BACT determination at each 12-cell tower. Compliance with the emission levels set forth in the following table shall be demonstrated by Specific Condition 53. [§19.901 and 40 CFR 52, Subpart E]

Pollutant	BACT Determination	
PM ₁₀	Good Operating Practice	0.7 lb/hr

52. The permittee shall not cause to be discharged to the atmosphere from SN-07 through SN-30 exhausts which exhibit greater than 20% opacity. Compliance with this opacity limit shall be demonstrated by compliance with Specific Condition #53. [Regulation 19, §19.503, and 40 CFR 52 Subpart E]

KGen Hot Springs, LLC
Permit #1936-AOP-R3
AFIN: 30-00229

53. The permittee shall not exceed in the circulated cooling water a total suspended particle level of 1280 ppm-w. [Regulation 18, §18.1004, Regulation 19, §19.705, 40 CFR 52, Subpart E, and A.C.A. §8-4-203 as referenced by §8-4-304 and §8-4-311]
54. The permittee shall perform monthly testing or other monitoring approved by the Department that demonstrates compliance with Specific Condition #53. The permittee shall submit the test records to the Department in accordance with General Provision 7. [Regulation 18, §18.1004, Regulation 19, §19.705, 40 CFR 52, Subpart E, and A.C.A. §8-4-203 as referenced by §8-4-304 and §8-4-311]

SN-32 and 33: Emergency Generators

The facility operates two 600 kW emergency generators. These generators operate no more than 500 hours per 12 consecutive months and use No. 2 fuel oil only.

Specific Conditions

55. The permittee shall not exceed the emission rates set forth in the following table at each Emergency Generator. Compliance with this condition will be demonstrated by Specific Condition 60. [§19.501, §19.901, and 40 CFR 52, Subpart E]

Pollutant	lb/hr	tpy
PM ₁₀	1.8	0.5
SO ₂	1.7	0.5
VOC	2.0	0.5
CO	5.4	1.4
NO _x	25.0	6.3

56. The permittee shall not exceed the emission rates set forth in the following table at each Emergency Generator. Compliance with this condition will be demonstrated by Specific Condition 60. [§18.801 and A.C.A. §8-4-203 as referenced by §8-4-304 and §8-4-311]

Pollutant	lb/hr	tpy
PM	1.8	0.5

57. The permittee shall not cause to be discharged to the atmosphere from SN-32 or SN-33 stack gases which exhibit greater than 20% opacity. Compliance with this opacity limit shall be demonstrated by the use of No. 2 diesel fuel only. [§19.503 40 CFR 52 Subpart E]
58. The permittee shall comply with the following BACT determinations for each Emergency Generator exhaust. [§19.901 and 40 CFR 52, Subpart E]

Pollutant	BACT Determination	
PM ₁₀	Good Operating Practice	1.77 lb/hr
SO ₂	Low S fuel	≤0.05% by weight
VOC	Good Operating Practice	1.1 gram/bhp-hr
CO	Good Operating Practice	3 gram/bhp-hr
NO _x	Good Operating Practice	14 gram/bhp-hr

59. The permittee must demonstrate compliance with the diesel fuel bound sulfur BACT determination of Specific Condition 58 with certifications from the supplier that each shipment of diesel is ≤0.05% by weight or is red-dyed (low sulfur DOT grade diesel). Records must be submitted to the Department in accordance with General Provision 7. [§19.705 and 40 CFR 52, Subpart E]
60. The permittee shall not operate in excess of 500 hours per 12 consecutive months at each Emergency Generator. [§18.1004, §19.705, 40 CFR 52, Subpart E, and A.C.A. §8-4-203 as referenced by §8-4-304 and §8-4-311]
61. The permittee shall maintain records to demonstrate compliance with Specific Condition 60. Records shall be submitted in accordance with General Provision 7. [§18.1004, §19.705, 40 CFR 52, Subpart E, and A.C.A. §8-4-203 as referenced by §8-4-304 and §8-4-311]

KGen Hot Springs, LLC
Permit #1936-AOP-R3
AFIN: 30-00229

SECTION V: COMPLIANCE PLAN AND SCHEDULE

KGen Power Corporation - KGen Hot Spring, LLC will continue to operate in compliance with those identified regulatory provisions. The facility will examine and analyze future regulations that may apply and determine their applicability with any necessary action taken on a timely basis.

SECTION VI: PLANTWIDE CONDITIONS

1. The permittee shall notify the Director in writing within thirty (30) days after commencing construction, completing construction, first placing the equipment and/or facility in operation, and reaching the equipment and/or facility target production rate. [Regulation 19, §19.704, 40 CFR Part 52, Subpart E, and A.C.A. §8-4-203 as referenced by A.C.A. §8-4-304 and §8-4-311]
2. If the permittee fails to start construction within eighteen months or suspends construction for eighteen months or more, the Director may cancel all or part of this permit. [Regulation 19, §19.410(B) and 40 CFR Part 52, Subpart E]
3. The permittee must test any equipment scheduled for testing, unless otherwise stated in the Specific Conditions of this permit or by any federally regulated requirements, within the following time frames: (1) new equipment or newly modified equipment within sixty (60) days of achieving the maximum production rate, but no later than 180 days after initial start up of the permitted source or (2) operating equipment according to the time frames set forth by the Department or within 180 days of permit issuance if no date is specified. The permittee must notify the Department of the scheduled date of compliance testing at least fifteen (15) days in advance of such test. The permittee shall submit the compliance test results to the Department within thirty (30) days after completing the testing. [Regulation 19, §19.702 and/or Regulation 18 §18.1002 and A.C.A. §8-4-203 as referenced by A.C.A. §8-4-304 and §8-4-311]
4. The permittee must provide:
 - a. Sampling ports adequate for applicable test methods;
 - b. Safe sampling platforms;
 - c. Safe access to sampling platforms; and
 - d. Utilities for sampling and testing equipment.[Regulation 19, §19.702 and/or Regulation 18, §18.1002 and A.C.A. §8-4-203 as referenced by A.C.A. §8-4-304 and §8-4-311]
5. The permittee must operate the equipment, control apparatus and emission monitoring equipment within the design limitations. The permittee shall maintain the equipment in good condition at all times. [Regulation 19, §19.303 and A.C.A. §8-4-203 as referenced by A.C.A. §8-4-304 and §8-4-311]
6. This permit subsumes and incorporates all previously issued air permits for this facility. [Regulation 26 and A.C.A. §8-4-203 as referenced by A.C.A. §8-4-304 and §8-4-311]
7. The permittee must prepare and implement a Startup, Shutdown, and Malfunction Plan (SSM). If the Department requests a review of the SSM, the permittee will make the SSM available for review. The permittee must keep a copy of the SSM at the source's

location and retain all previous versions of the SSM plan for five years. [Regulation 19, §19.304 and 40 CFR 63.6(e)(3)]

Title VI Provisions

8. The permittee must comply with the standards for labeling of products using ozone-depleting substances. [40 CFR Part 82, Subpart E]
 - a. All containers containing a class I or class II substance stored or transported, all products containing a class I substance, and all products directly manufactured with a class I substance must bear the required warning statement if it is being introduced to interstate commerce pursuant to §82.106.
 - b. The placement of the required warning statement must comply with the requirements pursuant to §82.108.
 - c. The form of the label bearing the required warning must comply with the requirements pursuant to §82.110.
 - d. No person may modify, remove, or interfere with the required warning statement except as described in §82.112.
9. The permittee must comply with the standards for recycling and emissions reduction, except as provided for MVACs in Subpart B. [40 CFR Part 82, Subpart F]
 - a. Persons opening appliances for maintenance, service, repair, or disposal must comply with the required practices pursuant to §82.156.
 - b. Equipment used during the maintenance, service, repair, or disposal of appliances must comply with the standards for recycling and recovery equipment pursuant to §82.158.
 - c. Persons performing maintenance, service repair, or disposal of appliances must be certified by an approved technician certification program pursuant to §82.161.
 - d. Persons disposing of small appliances, MVACs, and MVAC like appliances must comply with record keeping requirements pursuant to §82.166. ("MVAC like appliance" as defined at §82.152)
 - e. Persons owning commercial or industrial process refrigeration equipment must comply with leak repair requirements pursuant to §82.156.
 - f. Owners/operators of appliances normally containing 50 or more pounds of refrigerant must keep records of refrigerant purchased and added to such appliances pursuant to §82.166.
10. If the permittee manufactures, transforms, destroys, imports, or exports a class I or class II substance, the permittee is subject to all requirements as specified in 40 CFR Part 82, Subpart A, Production and Consumption Controls.
11. If the permittee performs a service on motor (fleet) vehicles when this service involves ozone depleting substance refrigerant (or regulated substitute substance) in the motor vehicle air conditioner (MVAC), the permittee is subject to all the applicable

requirements as specified in 40 CFR part 82, Subpart B, Servicing of Motor Vehicle Air Conditioners.

The term “motor vehicle” as used in Subpart B does not include a vehicle in which final assembly of the vehicle has not been completed. The term “MVAC” as used in Subpart B does not include the air tight sealed refrigeration system used as refrigerated cargo, or the system used on passenger buses using HCFC 22 refrigerant.

12. The permittee can switch from any ozone depleting substance to any alternative listed in the Significant New Alternatives Program (SNAP) promulgated pursuant to 40 CFR Part 82, Subpart G.

Acid Rain (Title IV)

13. The Director prohibits the permittee to cause any emissions exceeding any allowances the source lawfully holds under Title IV of the Act or the regulations promulgated under the Act. No permit revision is required for increases in emissions allowed by allowances acquired pursuant to the acid rain program, if such increases do not require a permit revision under any other applicable requirement. This permit establishes no limit on the number of allowances held by the permittee. However, the source may not use allowances as a defense for noncompliance with any other applicable requirement of this permit or the Act. The permittee will account for any such allowance according to the procedures established in regulations promulgated under Title IV of the Act. A copy of the facility’s Acid Rain Permit is attached to this Title V permit in Appendix .
[Regulation 26, §26.701 and 40 CFR 70.6(a)(4)]

Clean Air Interstate Rule (CAIR)

14. The permittee shall comply with the monitoring, reporting, and recordkeeping requirements of subpart HHHH of 40 CFR part 96. The permittee shall comply with the NO_x emission requirements established under CAIR. The Permittee shall report and maintain the records required by subpart HHHH of 40 CFR part 96. A copy of the CAIR permit is attached to this Title V permit (Appendix E). [Regulation 19, §19.1401 and 40 CFR Part 52, Subpart E]

SECTION VII: INSIGNIFICANT ACTIVITIES

The following sources are insignificant activities. Any activity that has a state or federal applicable requirement shall be considered a significant activity even if this activity meets the criteria of §26.304 of Regulation 26 or listed in the table below. Insignificant activity determinations rely upon the information submitted by the permittee in an application dated July 1, 2008

Description	Category
300 gallon diesel tank	A-3
2 - 1,050 gallon diesel tanks	A-3
Fire water pump engine	A-12
Oil-water separator for wastewater treatment	A-13
30,000 gallon sulfuric acid tank	A-13
40,000 gallon ammonia storage tank	A-13

SECTION VIII: GENERAL PROVISIONS

1. Any terms or conditions included in this permit which specify and reference Arkansas Pollution Control & Ecology Commission Regulation 18 or the Arkansas Water and Air Pollution Control Act (A.C.A. §8-4-101 et seq.) as the sole origin of and authority for the terms or conditions are not required under the Clean Air Act or any of its applicable requirements, and are not federally enforceable under the Clean Air Act. Arkansas Pollution Control & Ecology Commission Regulation 18 was adopted pursuant to the Arkansas Water and Air Pollution Control Act (A.C.A. §8-4-101 et seq.). Any terms or conditions included in this permit which specify and reference Arkansas Pollution Control & Ecology Commission Regulation 18 or the Arkansas Water and Air Pollution Control Act (A.C.A. §8-4-101 et seq.) as the origin of and authority for the terms or conditions are enforceable under this Arkansas statute. [40 CFR 70.6(b)(2)]
2. This permit shall be valid for a period of five (5) years beginning on the date this permit becomes effective and ending five (5) years later. [40 CFR 70.6(a)(2) and §26.701(B) of the Regulations of the Arkansas Operating Air Permit Program (Regulation 26)]
3. The permittee must submit a complete application for permit renewal at least six (6) months before permit expiration. Permit expiration terminates the permittee's right to operate unless the permittee submitted a complete renewal application at least six (6) months before permit expiration. If the permittee submits a complete application, the existing permit will remain in effect until the Department takes final action on the renewal application. The Department will not necessarily notify the permittee when the permit renewal application is due. [Regulation 26, §26.406]
4. Where an applicable requirement of the Clean Air Act, as amended, 42 U.S.C. 7401, et seq. (Act) is more stringent than an applicable requirement of regulations promulgated under Title IV of the Act, the permit incorporates both provisions into the permit, and the Director or the Administrator can enforce both provisions. [40 CFR 70.6(a)(1)(ii) and Regulation 26, §26.701(A)(2)]
5. The permittee must maintain the following records of monitoring information as required by this permit.
 - a. The date, place as defined in this permit, and time of sampling or measurements;
 - b. The date(s) analyses performed;
 - c. The company or entity performing the analyses;
 - d. The analytical techniques or methods used;
 - e. The results of such analyses; and
 - f. The operating conditions existing at the time of sampling or measurement.[40 CFR 70.6(a)(3)(ii)(A) and Regulation 26, §26.701(C)(2)]
6. The permittee must retain the records of all required monitoring data and support information for at least five (5) years from the date of the monitoring sample,

KGen Hot Springs, LLC
Permit #1936-AOP-R3
AFIN: 30-00229

measurement, report, or application. Support information includes all calibration and maintenance records and all original strip chart recordings for continuous monitoring instrumentation, and copies of all reports required by this permit. [40 CFR 70.6(a)(3)(ii)(B) and Regulation 26, §26.701(C)(2)(b)]

7. The permittee must submit reports of all required monitoring every six (6) months. If permit establishes no other reporting period, the reporting period shall end on the last day of the anniversary month of the initial Title V permit. The report is due within thirty (30) days of the end of the reporting period. Although the reports are due every six months, each report shall contain a full year of data. The report must clearly identify all instances of deviations from permit requirements. A responsible official as defined in Regulation No. 26, §26.2 must certify all required reports. The permittee will send the reports to the address below:

Arkansas Department of Environmental Quality
Air Division
ATTN: Compliance Inspector Supervisor
5301 Northshore Drive
North Little Rock, AR 72118-5317

[40 C.F.R. 70.6(a)(3)(iii)(A) and Regulation 26, §26.701(C)(3)(a)]

8. The permittee shall report to the Department all deviations from permit requirements, including those attributable to upset conditions as defined in the permit.
 - a. For all upset conditions (as defined in Regulation 19, § 19.601), the permittee will make an initial report to the Department by the next business day after the discovery of the occurrence. The initial report may be made by telephone and shall include:
 - i. The facility name and location;
 - ii. The process unit or emission source deviating from the permit limit;
 - iii. The permit limit, including the identification of pollutants, from which deviation occurs;
 - iv. The date and time the deviation started;
 - v. The duration of the deviation;
 - vi. The average emissions during the deviation;
 - vii. The probable cause of such deviations;
 - viii. Any corrective actions or preventive measures taken or being taken to prevent such deviations in the future; and
 - ix. The name of the person submitting the report.

The permittee shall make a full report in writing to the Department within five (5) business days of discovery of the occurrence. The report must include, in addition to the information required by the initial report, a schedule of actions taken or planned to eliminate future occurrences and/or to minimize the amount the permit's limits were

exceeded and to reduce the length of time the limits were exceeded. The permittee may submit a full report in writing (by facsimile, overnight courier, or other means) by the next business day after discovery of the occurrence, and the report will serve as both the initial report and full report.

- b. For all deviations, the permittee shall report such events in semi-annual reporting and annual certifications required in this permit. This includes all upset conditions reported in 8a above. The semi-annual report must include all the information as required by the initial and full reports required in 8a.

[Regulation 19, §19.601 and §19.602, Regulation 26, §26.701(C)(3)(b), and 40 CFR 70.6(a)(3)(iii)(B)]

- 9. If any provision of the permit or the application thereof to any person or circumstance is held invalid, such invalidity will not affect other provisions or applications hereof which can be given effect without the invalid provision or application, and to this end, provisions of this Regulation are declared to be separable and severable. [40 CFR 70.6(a)(5), Regulation 26, §26.701(E), and A.C.A. §8-4-203 as referenced by A.C.A. §8-4-304 and §8-4-311]
- 10. The permittee must comply with all conditions of this Part 70 permit. Any permit noncompliance with applicable requirements as defined in Regulation 26 constitutes a violation of the Clean Air Act, as amended, 42 U.S.C. §7401, et seq. and is grounds for enforcement action; for permit termination, revocation and reissuance, for permit modification; or for denial of a permit renewal application. [40 CFR 70.6(a)(6)(i) and Regulation 26, §26.701(F)(1)]
- 11. It shall not be a defense for a permittee in an enforcement action that it would have been necessary to halt or reduce the permitted activity to maintain compliance with the conditions of this permit. [40 CFR 70.6(a)(6)(ii) and Regulation 26, §26.701(F)(2)]
- 12. The Department may modify, revoke, reopen and reissue the permit or terminate the permit for cause. The filing of a request by the permittee for a permit modification, revocation and reissuance, termination, or of a notification of planned changes or anticipated noncompliance does not stay any permit condition. [40 CFR 70.6(a)(6)(iii) and Regulation 26, §26.701(F)(3)]
- 13. This permit does not convey any property rights of any sort, or any exclusive privilege. [40 CFR 70.6(a)(6)(iv) and Regulation 26, §26.701(F)(4)]
- 14. The permittee must furnish to the Director, within the time specified by the Director, any information that the Director may request in writing to determine whether cause exists for modifying, revoking and reissuing, or terminating the permit or to determine compliance with the permit. Upon request, the permittee must also furnish to the Director copies of records required by the permit. For information the permittee claims confidentiality, the Department may require the permittee to furnish such records directly to the Director

- along with a claim of confidentiality. [40 CFR 70.6(a)(6)(v) and Regulation 26, §26.701(F)(5)]
15. The permittee must pay all permit fees in accordance with the procedures established in Regulation 9. [40 CFR 70.6(a)(7) and Regulation 26, §26.701(G)]
 16. No permit revision shall be required, under any approved economic incentives, marketable permits, emissions trading and other similar programs or processes for changes provided for elsewhere in this permit. [40 CFR 70.6(a)(8) and Regulation 26, §26.701(H)]
 17. If the permit allows different operating scenarios, the permittee shall, contemporaneously with making a change from one operating scenario to another, record in a log at the permitted facility a record of the operational scenario. [40 CFR 70.6(a)(9)(i) and Regulation 26, §26.701(I)(1)]
 18. The Administrator and citizens may enforce under the Act all terms and conditions in this permit, including any provisions designed to limit a source's potential to emit, unless the Department specifically designates terms and conditions of the permit as being federally unenforceable under the Act or under any of its applicable requirements. [40 CFR 70.6(b) and Regulation 26, §26.702(A) and (B)]
 19. Any document (including reports) required by this permit must contain a certification by a responsible official as defined in Regulation 26, §26.2. [40 CFR 70.6(c)(1) and Regulation 26, §26.703(A)]
 20. The permittee must allow an authorized representative of the Department, upon presentation of credentials, to perform the following: [40 CFR 70.6(c)(2) and Regulation 26, §26.703(B)]
 - a. Enter upon the permittee's premises where the permitted source is located or emissions related activity is conducted, or where records must be kept under the conditions of this permit;
 - b. Have access to and copy, at reasonable times, any records required under the conditions of this permit;
 - c. Inspect at reasonable times any facilities, equipment (including monitoring and air pollution control equipment), practices, or operations regulated or required under this permit; and
 - d. As authorized by the Act, sample or monitor at reasonable times substances or parameters for assuring compliance with this permit or applicable requirements.
 21. The permittee shall submit a compliance certification with the terms and conditions contained in the permit, including emission limitations, standards, or work practices. The permittee must submit the compliance certification annually within 30 days following the last day of the anniversary month of the initial Title V permit. The permittee must also

submit the compliance certification to the Administrator as well as to the Department. All compliance certifications required by this permit must include the following: [40 CFR 70.6(c)(5) and Regulation 26, §26.703(E)(3)]

- a. The identification of each term or condition of the permit that is the basis of the certification;
 - b. The compliance status;
 - c. Whether compliance was continuous or intermittent;
 - d. The method(s) used for determining the compliance status of the source, currently and over the reporting period established by the monitoring requirements of this permit; and
 - e. Such other facts as the Department may require elsewhere in this permit or by §114(a)(3) and §504(b) of the Act.
22. Nothing in this permit will alter or affect the following: [Regulation 26, §26.704(C)]
 - a. The provisions of Section 303 of the Act (emergency orders), including the authority of the Administrator under that section;
 - b. The liability of the permittee for any violation of applicable requirements prior to or at the time of permit issuance;
 - c. The applicable requirements of the acid rain program, consistent with §408(a) of the Act; or
 - d. The ability of EPA to obtain information from a source pursuant to §114 of the Act.
23. This permit authorizes only those pollutant emitting activities addressed in this permit. [A.C.A. §8-4-203 as referenced by A.C.A. §8-4-304 and §8-4-311]
24. The permittee may request in writing and at least 15 days in advance of the deadline, an extension to any testing, compliance or other dates in this permit. No such extensions are authorized until the permittee receives written Department approval. The Department may grant such a request, at its discretion in the following circumstances:
 - a. Such an extension does not violate a federal requirement;
 - b. The permittee demonstrates the need for the extension; and
 - c. The permittee documents that all reasonable measures have been taken to meet the current deadline and documents reasons it cannot be met.[Regulation 18, §18.102(C-D), Regulation 19, §19.103(D), A.C.A. §8-4-203 as referenced by A.C.A. §8-4-304 and §8-4-311, and 40 CFR Part 52, Subpart E]
25. The permittee may request in writing and at least 30 days in advance, temporary emissions and/or testing that would otherwise exceed an emission rate, throughput requirement, or other limit in this permit. No such activities are authorized until the permittee receives written Department approval. Any such emissions shall be included in

the facility's total emissions and reported as such. The Department may grant such a request, at its discretion under the following conditions:

- a. Such a request does not violate a federal requirement;
- b. Such a request is temporary in nature;
- c. Such a request will not result in a condition of air pollution;
- d. The request contains such information necessary for the Department to evaluate the request, including but not limited to, quantification of such emissions and the date/time such emission will occur;
- e. Such a request will result in increased emissions less than five tons of any individual criteria pollutant, one ton of any single HAP and 2.5 tons of total HAPs; and
- f. The permittee maintains records of the dates and results of such temporary emissions/testing.


[Regulation 18, §18.102(C-D), Regulation 19, §19.103(D), A.C.A. §8-4-203 as referenced by A.C.A. §8-4-304 and §8-4-311, and 40 CFR Part 52, Subpart E]

26. The permittee may request in writing and at least 30 days in advance, an alternative to the specified monitoring in this permit. No such alternatives are authorized until the permittee receives written Department approval. The Department may grant such a request, at its discretion under the following conditions:


- a. The request does not violate a federal requirement;
- b. The request provides an equivalent or greater degree of actual monitoring to the current requirements; and
- c. Any such request, if approved, is incorporated in the next permit modification application by the permittee.

[Regulation 18, §18.102(C-D), Regulation 19, §19.103(D), A.C.A. §8-4-203 as referenced by A.C.A. §8-4-304 and §8-4-311, and 40 CFR Part 52, Subpart E]

Appendix A:
Federal Acid Rain Program – 40 CFR Part 75 – Continuous Emission Monitoring



Arkansas Department of Environmental Quality



CONTINUOUS EMISSION MONITORING SYSTEMS CONDITIONS

Revised August 2004

PREAMBLE

These conditions are intended to outline the requirements for facilities required to operate Continuous Emission Monitoring Systems/Continuous Opacity Monitoring Systems (CEMS/COMS). Generally there are three types of sources required to operate CEMS/COMS:

1. CEMS/COMS required by 40 CFR Part 60 or 63,
2. CEMS required by 40 CFR Part 75,
3. CEMS/COMS required by ADEQ permit for reasons other than Part 60, 63 or 75.

These CEMS/COMS conditions are not intended to supercede Part 60, 63 or 75 requirements.

- Only CEMS/COMS in the third category (those required by ADEQ permit for reasons other than Part 60, 63, or 75) shall comply with SECTION II, MONITORING REQUIREMENTS and SECTION IV, QUALITY ASSURANCE/QUALITY CONTROL.
- All CEMS/COMS shall comply with Section III, NOTIFICATION AND RECORDKEEPING.

SECTION I

DEFINITIONS

Continuous Emission Monitoring System (CEMS) - The total equipment required for the determination of a gas concentration and/or emission rate so as to include sampling, analysis and recording of emission data.

Continuous Opacity Monitoring System (COMS) - The total equipment required for the determination of opacity as to include sampling, analysis and recording of emission data.

Calibration Drift (CD) - The difference in the CEMS output reading from the established reference value after a stated period of operation during which no unscheduled maintenance, repair, or adjustments took place.

Back-up CEMS (Secondary CEMS) - A CEMS with the ability to sample, analyze and record stack pollutant to determine gas concentration and/or emission rate. This CEMS is to serve as a back-up to the primary CEMS to minimize monitor downtime.

Excess Emissions - Any period in which the emissions exceed the permit limits.

Monitor Downtime - Any period during which the CEMS/COMS is unable to sample, analyze and record a minimum of four evenly spaced data points over an hour, except during one daily zero-span check during which two data points per hour are sufficient.

Out-of-Control Period - Begins with the time corresponding to the completion of the fifth, consecutive, daily CD check with a CD in excess of two times the allowable limit, or the time corresponding to the completion of the daily CD check preceding the daily CD check that results in a CD in excess of four times the allowable limit and the time corresponding to the completion of the sampling for the RATA, RAA, or CGA which exceeds the limits outlined in Section IV. Out-of-Control Period ends with the time corresponding to the completion of the CD check following corrective action with the results being within the allowable CD limit or the completion of the sampling of the subsequent successful RATA, RAA, or CGA.

Primary CEMS - The main reporting CEMS with the ability to sample, analyze, and record stack pollutant to determine gas concentration and/or emission rate.

Relative Accuracy (RA) - The absolute mean difference between the gas concentration or emission rate determined by the CEMS and the value determined by the reference method plus the 2.5 percent error confidence coefficient of a series of tests divided by the mean of the reference method tests of the applicable emission limit.

Span Value – The upper limit of a gas concentration measurement range.

SECTION II

MONITORING REQUIREMENTS

- A. For new sources, the installation date for the CEMS/COMS shall be no later than thirty (30) days from the date of start-up of the source.
- B. For existing sources, the installation date for the CEMS/COMS shall be no later than sixty (60) days from the issuance of the permit unless the permit requires a specific date.
- C. Within sixty (60) days of installation of a CEMS/COMS, a performance specification test (PST) must be completed. PST's are defined in 40 CFR, Part 60, Appendix B, PS 1-9. The Department may accept alternate PST's for pollutants not covered by Appendix B on a case-by-case basis. Alternate PST's shall be approved, in writing, by the ADEQ CEM Coordinator prior to testing.
- D. Each CEMS/COMS shall have, as a minimum, a daily zero-span check. The zero-span shall be adjusted whenever the 24-hour zero or 24-hour span drift exceeds two times the limits in the applicable performance specification in 40 CFR, Part 60, Appendix B. Before any adjustments are made to either the zero or span drifts measured at the 24-hour interval the excess zero and span drifts measured must be quantified and recorded.
- E. All CEMS/COMS shall be in continuous operation and shall meet minimum frequency of operation requirements of 95% up-time for each quarter for each pollutant measured. Percent of monitor down-time is calculated by dividing the total minutes the monitor is not in operation by the total time in the calendar quarter and multiplying by one hundred. Failure to maintain operation time shall constitute a violation of the CEMS conditions.
- F. Percent of excess emissions are calculated by dividing the total minutes of excess emissions by the total time the source operated and multiplying by one hundred. Failure to maintain compliance may constitute a violation of the CEMS conditions.
- G. All CEMS measuring emissions shall complete a minimum of one cycle of operation (sampling, analyzing, and data recording) for each successive fifteen minute period unless more cycles are required by the permit. For each CEMS, one-hour averages shall be computed from four or more data points equally spaced over each one hour period unless more data points are required by the permit.
- H. All COMS shall complete a minimum of one cycle of sampling and analyzing for each successive 10-second period and one cycle of data recording for each successive 6-minute period.
- I. When the pollutant from a single affected facility is released through more than one point, a CEMS/COMS shall be installed on each point unless installation of fewer systems is approved, in writing, by the ADEQ CEM Coordinator. When more than one CEM/COM is used to monitor emissions from one affected facility the owner or operator shall report the results as required from each CEMS/COMS.

SECTION III

NOTIFICATION AND RECORD KEEPING

- A. When requested to do so by an owner or operator, the ADEQ CEM Coordinator will review plans for installation or modification for the purpose of providing technical advice to the owner or operator.
- B. Each facility which operates a CEMS/COMS shall notify the ADEQ CEM Coordinator of the date for which the demonstration of the CEMS/COMS performance will commence (i.e. PST, RATA, RAA, CGA). Notification shall be received in writing no less than 15 days prior to testing. Performance test results shall be submitted to the Department within thirty days after completion of testing.
- C. Each facility which operates a CEMS/COMS shall maintain records of the occurrence and duration of start up/shut down, cleaning/soot blowing, process problems, fuel problems, or other malfunction in the operation of the affected facility which causes excess emissions. This includes any malfunction of the air pollution control equipment or any period during which a continuous monitoring device/system is inoperative.
- D. Except for Part 75 CEMs, each facility required to install a CEMS/COMS shall submit an excess emission and monitoring system performance report to the Department (Attention: Air Division, CEM Coordinator) at least quarterly, unless more frequent submittals are warranted to assess the compliance status of the facility. Quarterly reports shall be postmarked no later than the 30th day of the month following the end of each calendar quarter. Part 75 CEMs shall submit this information semi-annually and as part of Title V six (6) month reporting requirement if the facility is a Title V facility.
- E. All excess emissions shall be reported in terms of the applicable standard. Each report shall be submitted on ADEQ Quarterly Excess Emission Report Forms. Alternate forms may be used with prior written approval from the Department.
- F. Each facility which operates a CEMS/COMS must maintain on site a file of CEMS/COMS data including all raw data, corrected and adjusted, repair logs, calibration checks, adjustments, and test audits. This file must be retained for a period of at least five years, and is required to be maintained in such a condition that it can easily be audited by an inspector.
- G. Except for Part 75 CEMs, quarterly reports shall be used by the Department to determine compliance with the permit. For Part 75 CEMs, the semi-annual report shall be used.

SECTION IV

QUALITY ASSURANCE/QUALITY CONTROL

- A. For each CEMS/COMS a Quality Assurance/Quality Control (QA/QC) plan shall be submitted to the Department (Attn.: Air Division, CEM Coordinator). CEMS quality assurance procedures are defined in 40 CFR, Part 60, Appendix F. This plan shall be submitted within 180 days of the CEMS/COMS installation. A QA/QC plan shall consist of procedure and practices which assures acceptable level of monitor data accuracy, precision, representativeness, and availability.
- B. The submitted QA/QC plan for each CEMS/COMS shall not be considered as accepted until the facility receives a written notification of acceptance from the Department.
- C. Facilities responsible for one, or more, CEMS/COMS used for compliance monitoring shall meet these minimum requirements and are encouraged to develop and implement a more extensive QA/QC program, or to continue such programs where they already exist. Each QA/QC program must include written procedures which should describe in detail, complete, step-by-step procedures and operations for each of the following activities:
 - 1. Calibration of CEMS/COMS
 - a. Daily calibrations (including the approximate time(s) that the daily zero and span drifts will be checked and the time required to perform these checks and return to stable operation)
 - 2. Calibration drift determination and adjustment of CEMS/COMS
 - a. Out-of-control period determination
 - b. Steps of corrective action
 - 3. Preventive maintenance of CEMS/COMS
 - a. CEMS/COMS information
 - 1) Manufacture
 - 2) Model number
 - 3) Serial number
 - b. Scheduled activities (check list)
 - c. Spare part inventory
 - 4. Data recording, calculations, and reporting
 - 5. Accuracy audit procedures including sampling and analysis methods
 - 6. Program of corrective action for malfunctioning CEMS/COMS
- D. A Relative Accuracy Test Audit (RATA), shall be conducted at least once every four calendar quarters. A Relative Accuracy Audit (RAA), or a Cylinder Gas Audit (CGA), may be conducted in the other three quarters but in no more than three quarters in succession. The RATA should be conducted in accordance with the applicable test procedure in 40 CFR Part 60 Appendix A and calculated in accordance with the applicable performance specification in 40 CFR Part 60 Appendix B. CGA's and RAA's should be conducted and the data calculated in accordance with the procedures outlined on 40 CFR Part 60 Appendix F.

If alternative testing procedures or methods of calculation are to be used in the RATA, RAA or CGA audits prior authorization must be obtained from the ADEQ CEM Coordinator.

E. Criteria for excessive audit inaccuracy.

RATA

All Pollutants except Carbon Monoxide	> 20% Relative Accuracy
Carbon Monoxide	> 10% Relative Accuracy
All Pollutants except Carbon Monoxide	> 10% of the Applicable Standard
Carbon Monoxide	> 5% of the Applicable Standard
Diluent (O ₂ & CO ₂)	> 1.0 % O ₂ or CO ₂
Flow	> 20% Relative Accuracy

CGA

Pollutant	> 15% of average audit value or 5 ppm difference
Diluent (O ₂ & CO ₂)	> 15% of average audit value or 5 ppm difference

RAA

Pollutant	> 15% of the three run average or > 7.5 % of the applicable standard
Diluent (O ₂ & CO ₂)	> 15% of the three run average or > 7.5 % of the applicable standard

- F. If either the zero or span drift results exceed two times the applicable drift specification in 40 CFR, Part 60, Appendix B for five consecutive, daily periods, the CEMS is out-of-control. If either the zero or span drift results exceed four times the applicable drift specification in Appendix B during a calibration drift check, the CEMS is out-of-control. If the CEMS exceeds the audit inaccuracies listed above, the CEMS is out-of-control. If a CEMS is out-of-control, the data from that out-of-control period is not counted towards meeting the minimum data availability as required and described in the applicable subpart. The end of the out-of-control period is the time corresponding to the completion of the successful daily zero or span drift or completion of the successful CGA, RAA or RATA.
- G. A back-up monitor may be placed on an emission source to minimize monitor downtime. This back-up CEMS is subject to the same QA/QC procedure and practices as the primary CEMS. The back-up CEMS shall be certified by a PST. Daily zero-span checks must be performed and recorded in accordance with standard practices. When the primary CEMS goes down, the back-up CEMS may then be engaged to sample, analyze and record the emission source pollutant until repairs are made and the primary unit is placed back in service. Records must be maintained on site when the back-up CEMS is placed in service, these records shall include at a minimum the reason the primary CEMS is out of service, the date and time the primary CEMS was out of service and the date and time the primary CEMS was placed back in service.

Appendix B:

40 CFR Part 60, Subpart GG – Standards of Performance for Stationary Gas Turbines

e-CFR Data is current as of January 29, 2009

Title 40: Protection of Environment

PART 60—STANDARDS OF PERFORMANCE FOR NEW STATIONARY SOURCES

[Browse Previous](#) | [Browse Next](#)

Subpart GG—Standards of Performance for Stationary Gas Turbines

§ 60.330 Applicability and designation of affected facility.

(a) The provisions of this subpart are applicable to the following affected facilities: All stationary gas turbines with a heat input at peak load equal to or greater than 10.7 gigajoules (10 million Btu) per hour, based on the lower heating value of the fuel fired.

(b) Any facility under paragraph (a) of this section which commences construction, modification, or reconstruction after October 3, 1977, is subject to the requirements of this part except as provided in paragraphs (e) and (j) of §60.332.

[44 FR 52798, Sept. 10, 1979, as amended at 52 FR 42434, Nov. 5, 1987; 65 FR 61759, Oct. 17, 2000]

§ 60.331 Definitions.

As used in this subpart, all terms not defined herein shall have the meaning given them in the Act and in subpart A of this part.

(a) *Stationary gas turbine* means any simple cycle gas turbine, regenerative cycle gas turbine or any gas turbine portion of a combined cycle steam/electric generating system that is not self propelled. It may, however, be mounted on a vehicle for portability.

(b) *Simple cycle gas turbine* means any stationary gas turbine which does not recover heat from the gas turbine exhaust gases to preheat the inlet combustion air to the gas turbine, or which does not recover heat from the gas turbine exhaust gases to heat water or generate steam.

(c) *Regenerative cycle gas turbine* means any stationary gas turbine which recovers heat from the gas turbine exhaust gases to preheat the inlet combustion air to the gas turbine.

(d) *Combined cycle gas turbine* means any stationary gas turbine which recovers heat from the gas turbine exhaust gases to heat water or generate steam.

(e) *Emergency gas turbine* means any stationary gas turbine which operates as a mechanical or electrical power source only when the primary power source for a facility has been rendered inoperable by an emergency situation.

(f) *Ice fog* means an atmospheric suspension of highly reflective ice crystals.

(g) *ISO standard day conditions* means 288 degrees Kelvin, 60 percent relative humidity and 101.3 kilopascals pressure.

(h) *Efficiency* means the gas turbine manufacturer's rated heat rate at peak load in terms of heat input per unit of power output based on the lower heating value of the fuel.

(i) *Peak load* means 100 percent of the manufacturer's design capacity of the gas turbine at ISO standard day conditions.

(j) *Base load* means the load level at which a gas turbine is normally operated.

(k) *Fire-fighting turbine* means any stationary gas turbine that is used solely to pump water for extinguishing fires.

(l) *Turbines employed in oil/gas production or oil/gas transportation* means any stationary gas turbine

Appendix B: 40 CFR Part 60, Subpart GG

used to provide power to extract crude oil/natural gas from the earth or to move crude oil/natural gas, or products refined from these substances through pipelines.

(m) *A Metropolitan Statistical Area or MSA* as defined by the Department of Commerce.

(n) *Offshore platform gas turbines* means any stationary gas turbine located on a platform in an ocean.

(o) *Garrison facility* means any permanent military installation.

(p) *Gas turbine model* means a group of gas turbines having the same nominal air flow, combustor inlet pressure, combustor inlet temperature, firing temperature, turbine inlet temperature and turbine inlet pressure.

(q) *Electric utility stationary gas turbine* means any stationary gas turbine constructed for the purpose of supplying more than one-third of its potential electric output capacity to any utility power distribution system for sale.

(r) *Emergency fuel* is a fuel fired by a gas turbine only during circumstances, such as natural gas supply curtailment or breakdown of delivery system, that make it impossible to fire natural gas in the gas turbine.

(s) *Unit operating hour* means a clock hour during which any fuel is combusted in the affected unit. If the unit combusts fuel for the entire clock hour, it is considered to be a full unit operating hour. If the unit combusts fuel for only part of the clock hour, it is considered to be a partial unit operating hour.

(t) *Excess emissions* means a specified averaging period over which either:

(1) The NO_x emissions are higher than the applicable emission limit in §60.332;

(2) The total sulfur content of the fuel being combusted in the affected facility exceeds the limit specified in §60.333; or

(3) The recorded value of a particular monitored parameter is outside the acceptable range specified in the parameter monitoring plan for the affected unit.

(u) *Natural gas* means a naturally occurring fluid mixture of hydrocarbons (e.g., methane, ethane, or propane) produced in geological formations beneath the Earth's surface that maintains a gaseous state at standard atmospheric temperature and pressure under ordinary conditions. Natural gas contains 20.0 grains or less of total sulfur per 100 standard cubic feet. Equivalents of this in other units are as follows: 0.068 weight percent total sulfur, 680 parts per million by weight (ppmw) total sulfur, and 338 parts per million by volume (ppmv) at 20 degrees Celsius total sulfur. Additionally, natural gas must either be composed of at least 70 percent methane by volume or have a gross calorific value between 950 and 1100 British thermal units (Btu) per standard cubic foot. Natural gas does not include the following gaseous fuels: landfill gas, digester gas, refinery gas, sour gas, blast furnace gas, coal-derived gas, producer gas, coke oven gas, or any gaseous fuel produced in a process which might result in highly variable sulfur content or heating value.

(v) *Duct burner* means a device that combusts fuel and that is placed in the exhaust duct from another source, such as a stationary gas turbine, internal combustion engine, kiln, etc., to allow the firing of additional fuel to heat the exhaust gases before the exhaust gases enter a heat recovery steam generating unit.

(w) *Lean premix stationary combustion turbine* means any stationary combustion turbine where the air and fuel are thoroughly mixed to form a lean mixture for combustion in the combustor. Mixing may occur before or in the combustion chamber. A unit which is capable of operating in both lean premix and diffusion flame modes is considered a lean premix stationary combustion turbine when it is in the lean premix mode, and it is considered a diffusion flame stationary combustion turbine when it is in the diffusion flame mode.

(x) *Diffusion flame stationary combustion turbine* means any stationary combustion turbine where fuel and air are injected at the combustor and are mixed only by diffusion prior to ignition. A unit which is capable of operating in both lean premix and diffusion flame modes is considered a lean premix stationary combustion turbine when it is in the lean premix mode, and it is considered a diffusion flame stationary combustion turbine when it is in the diffusion flame mode.

(y) *Unit operating day* means a 24-hour period between 12:00 midnight and the following midnight

during which any fuel is combusted at any time in the unit. It is not necessary for fuel to be combusted continuously for the entire 24-hour period.

[44 FR 52798, Sept. 10, 1979, as amended at 47 FR 3770, Jan. 27, 1982; 65 FR 61759, Oct. 17, 2000; 69 FR 41359, July 8, 2004]

§ 60.332 Standard for nitrogen oxides.

(a) On and after the date on which the performance test required by §60.8 is completed, every owner or operator subject to the provisions of this subpart as specified in paragraphs (b), (c), and (d) of this section shall comply with one of the following, except as provided in paragraphs (e), (f), (g), (h), (i), (j), (k), and (l) of this section.

(1) No owner or operator subject to the provisions of this subpart shall cause to be discharged into the atmosphere from any stationary gas turbine, any gases which contain nitrogen oxides in excess of:

$$STD = 0.0075 \frac{(14.4)}{Y} + F$$

where:

STD = allowable ISO corrected (if required as given in §60.335(b)(1))
NO_x emission concentration (percent by volume at 15 percent oxygen and on a dry basis),

Y = manufacturer's rated heat rate at manufacturer's rated load (kilojoules per watt hour) or, actual measured heat rate based on lower heating value of fuel as measured at actual peak load for the facility. The value of Y shall not exceed 14.4 kilojoules per watt hour, and

F = NO_x emission allowance for fuel-bound nitrogen as defined in paragraph (a)(4) of this section.

(2) No owner or operator subject to the provisions of this subpart shall cause to be discharged into the atmosphere from any stationary gas turbine, any gases which contain nitrogen oxides in excess of:

$$STD = 0.0150 \frac{(14.4)}{Y} + F$$

where:

STD = allowable ISO corrected (if required as given in §60.335(b)(1))
NO_x emission concentration (percent by volume at 15 percent oxygen and on a dry basis),

Y = manufacturer's rated heat rate at manufacturer's rated peak load (kilojoules per watt hour), or actual measured heat rate based on lower heating value of fuel as measured at actual peak load for the facility. The value of Y shall not exceed 14.4 kilojoules per watt hour, and

F = NO_x emission allowance for fuel-bound nitrogen as defined in paragraph (a)(4) of this section.

(3) The use of F in paragraphs (a)(1) and (2) of this section is optional. That is, the owner or operator

Appendix B: 40 CFR Part 60, Subpart GG

may choose to apply a NO_x allowance for fuel-bound nitrogen and determine the appropriate F-value in accordance with paragraph (a)(4) of this section or may accept an F-value of zero.

(4) If the owner or operator elects to apply a NO_x emission allowance for fuel-bound nitrogen, F shall be defined according to the nitrogen content of the fuel during the most recent performance test required under §60.8 as follows:

Fuel-bound nitrogen (percent by weight)	F (NO_x percent by volume)
$N \leq .015$	0
$0.015 < N \leq 0.1$	$0.04 (N)$
$0.1 < N \leq 0.25$	$0.004 + 0.0067(N - 0.1)$
$N > 0.25$	0.005

Where:

N = the nitrogen content of the fuel (percent by weight).

or:

Manufacturers may develop and submit to EPA custom fuel-bound nitrogen allowances for each gas turbine model they manufacture. These fuel-bound nitrogen allowances shall be substantiated with data and must be approved for use by the Administrator before the initial performance test required by §60.8. Notices of approval of custom fuel-bound nitrogen allowances will be published in the Federal Register.

(b) Electric utility stationary gas turbines with a heat input at peak load greater than 107.2 gigajoules per hour (100 million Btu/hour) based on the lower heating value of the fuel fired shall comply with the provisions of paragraph (a)(1) of this section.

(c) Stationary gas turbines with a heat input at peak load equal to or greater than 10.7 gigajoules per hour (10 million Btu/hour) but less than or equal to 107.2 gigajoules per hour (100 million Btu/hour) based on the lower heating value of the fuel fired, shall comply with the provisions of paragraph (a)(2) of this section.

(d) Stationary gas turbines with a manufacturer's rated base load at ISO conditions of 30 megawatts or less except as provided in §60.332(b) shall comply with paragraph (a)(2) of this section.

(e) Stationary gas turbines with a heat input at peak load equal to or greater than 10.7 gigajoules per hour (10 million Btu/hour) but less than or equal to 107.2 gigajoules per hour (100 million Btu/hour) based on the lower heating value of the fuel fired and that have commenced construction prior to October 3, 1982 are exempt from paragraph (a) of this section.

(f) Stationary gas turbines using water or steam injection for control of NO_x emissions are exempt from paragraph (a) when ice fog is deemed a traffic hazard by the owner or operator of the gas turbine.

(g) Emergency gas turbines, military gas turbines for use in other than a garrison facility, military gas turbines installed for use as military training facilities, and fire fighting gas turbines are exempt from paragraph (a) of this section.

(h) Stationary gas turbines engaged by manufacturers in research and development of equipment for both gas turbine emission control techniques and gas turbine efficiency improvements are exempt from paragraph (a) on a case-by-case basis as determined by the Administrator.

(i) Exemptions from the requirements of paragraph (a) of this section will be granted on a case-by-case basis as determined by the Administrator in specific geographical areas where mandatory water restrictions are required by governmental agencies because of drought conditions. These exemptions will be allowed only while the mandatory water restrictions are in effect.

(j) Stationary gas turbines with a heat input at peak load greater than 107.2 gigajoules per hour that

Appendix B: 40 CFR Part 60, Subpart GG

commenced construction, modification, or reconstruction between the dates of October 3, 1977, and January 27, 1982, and were required in the September 10, 1979, Federal Register (44 FR 52792) to comply with paragraph (a)(1) of this section, except electric utility stationary gas turbines, are exempt from paragraph (a) of this section.

(k) Stationary gas turbines with a heat input greater than or equal to 10.7 gigajoules per hour (10 million Btu/hour) when fired with natural gas are exempt from paragraph (a)(2) of this section when being fired with an emergency fuel.

(l) Regenerative cycle gas turbines with a heat input less than or equal to 107.2 gigajoules per hour (100 million Btu/hour) are exempt from paragraph (a) of this section.

[44 FR 52798, Sept. 10, 1979, as amended at 47 FR 3770, Jan. 27, 1982; 65 FR 61759, Oct. 17, 2000; 69 FR 41359, July 8, 2004]

§ 60.333 Standard for sulfur dioxide.

On and after the date on which the performance test required to be conducted by §60.8 is completed, every owner or operator subject to the provision of this subpart shall comply with one or the other of the following conditions:

(a) No owner or operator subject to the provisions of this subpart shall cause to be discharged into the atmosphere from any stationary gas turbine any gases which contain sulfur dioxide in excess of 0.015 percent by volume at 15 percent oxygen and on a dry basis.

(b) No owner or operator subject to the provisions of this subpart shall burn in any stationary gas turbine any fuel which contains total sulfur in excess of 0.8 percent by weight (8000 ppmw).

[44 FR 52798, Sept. 10, 1979, as amended at 69 FR 41360, July 8, 2004]

§ 60.334 Monitoring of operations.

(a) Except as provided in paragraph (b) of this section, the owner or operator of any stationary gas turbine subject to the provisions of this subpart and using water or steam injection to control NO_x emissions shall install, calibrate, maintain and operate a continuous monitoring system to monitor and record the fuel consumption and the ratio of water or steam to fuel being fired in the turbine.

(b) The owner or operator of any stationary gas turbine that commenced construction, reconstruction or modification after October 3, 1977, but before July 8, 2004, and which uses water or steam injection to control NO_x emissions may, as an alternative to operating the continuous monitoring system described in paragraph (a) of this section, install, certify, maintain, operate, and quality-assure a continuous emission monitoring system (CEMS) consisting of NO_x and O₂ monitors. As an alternative, a CO₂ monitor may be used to adjust the measured NO_x concentrations to 15 percent O₂ by either converting the CO₂ hourly averages to equivalent O₂ concentrations using Equation F-14a or F-14b in appendix F to part 75 of this chapter and making the adjustments to 15 percent O₂, or by using the CO₂ readings directly to make the adjustments, as described in Method 20. If the option to use a CEMS is chosen, the CEMS shall be installed, certified, maintained and operated as follows:

(1) Each CEMS must be installed and certified according to PS 2 and 3 (for diluent) of 40 CFR part 60, appendix B, except the 7-day calibration drift is based on unit operating days, not calendar days. Appendix F, Procedure 1 is not required. The relative accuracy test audit (RATA) of the NO_x and diluent monitors may be performed individually or on a combined basis, *i.e.*, the relative accuracy tests of the CEMS may be performed either:

(i) On a ppm basis (for NO_x) and a percent O₂ basis for oxygen; or

(ii) On a ppm at 15 percent O₂ basis; or

(iii) On a ppm basis (for NO_x) and a percent CO₂ basis (for a CO₂ monitor that uses the procedures in Method 20 to correct the NO_x data to 15 percent O₂).

(2) As specified in §60.13(e)(2), during each full unit operating hour, each monitor must complete a

Appendix B: 40 CFR Part 60, Subpart GG

minimum of one cycle of operation (sampling, analyzing, and data recording) for each 15-minute quadrant of the hour, to validate the hour. For partial unit operating hours, at least one valid data point must be obtained for each quadrant of the hour in which the unit operates. For unit operating hours in which required quality assurance and maintenance activities are performed on the CEMS, a minimum of two valid data points (one in each of two quadrants) are required to validate the hour.

(3) For purposes of identifying excess emissions, CEMS data must be reduced to hourly averages as specified in §60.13(h).

(i) For each unit operating hour in which a valid hourly average, as described in paragraph (b)(2) of this section, is obtained for both NO_x and diluent, the data acquisition and handling system must calculate and record the hourly NO_x emissions in the units of the applicable NO_x emission standard under §60.332 (a), i.e., percent NO_x by volume, dry basis, corrected to 15 percent O_2 and International Organization for Standardization (ISO) standard conditions (if required as given in §60.335(b)(1)). For any hour in which the hourly average O_2 concentration exceeds 19.0 percent O_2 , a diluent cap value of 19.0 percent O_2 may be used in the emission calculations.

(ii) A worst case ISO correction factor may be calculated and applied using historical ambient data. For the purpose of this calculation, substitute the maximum humidity of ambient air (H_o), minimum ambient temperature (T_a), and minimum combustor inlet absolute pressure (P_o) into the ISO correction equation.

(iii) If the owner or operator has installed a NO_x CEMS to meet the requirements of part 75 of this chapter, and is continuing to meet the ongoing requirements of part 75 of this chapter, the CEMS may be used to meet the requirements of this section, except that the missing data substitution methodology provided for at 40 CFR part 75, subpart D, is not required for purposes of identifying excess emissions. Instead, periods of missing CEMS data are to be reported as monitor downtime in the excess emissions and monitoring performance report required in §60.7(c).

(c) For any turbine that commenced construction, reconstruction or modification after October 3, 1977, but before July 8, 2004, and which does not use steam or water injection to control NO_x emissions, the owner or operator may, but is not required to, for purposes of determining excess emissions, use a CEMS that meets the requirements of paragraph (b) of this section. Also, if the owner or operator has previously submitted and received EPA, State, or local permitting authority approval of a procedure for monitoring compliance with the applicable NO_x emission limit under §60.332, that approved procedure may continue to be used.

(d) The owner or operator of any new turbine constructed after July 8, 2004, and which uses water or steam injection to control NO_x emissions may elect to use either the requirements in paragraph (a) of this section for continuous water or steam to fuel ratio monitoring or may use a NO_x CEMS installed, certified, operated, maintained, and quality-assured as described in paragraph (b) of this section.

(e) The owner or operator of any new turbine that commences construction after July 8, 2004, and which does not use water or steam injection to control NO_x emissions, may, but is not required to, elect to use a NO_x CEMS installed, certified, operated, maintained, and quality-assured as described in paragraph

(b) of this section. Other acceptable monitoring approaches include periodic testing approved by EPA or the State or local permitting authority or continuous parameter monitoring as described in paragraph (f) of this section.

(f) The owner or operator of a new turbine that commences construction after July 8, 2004, which does not use water or steam injection to control NO_x emissions may, but is not required to, perform continuous parameter monitoring as follows:

(1) For a diffusion flame turbine without add-on selective catalytic reduction controls (SCR), the owner or operator shall define at least four parameters indicative of the unit's NO_x formation characteristics and shall monitor these parameters continuously.

(2) For any lean premix stationary combustion turbine, the owner or operator shall continuously monitor the appropriate parameters to determine whether the unit is operating in low- NO_x mode.

(3) For any turbine that uses SCR to reduce NO_x emissions, the owner or operator shall continuously monitor appropriate parameters to verify the proper operation of the emission controls.

Appendix B: 40 CFR Part 60, Subpart GG

(4) For affected units that are also regulated under part 75 of this chapter, if the owner or operator elects to monitor NO_x emission rate using the methodology in appendix E to part 75 of this chapter, or the low mass emissions methodology in §75.19 of this chapter, the requirements of this paragraph (f) may be met by performing the parametric monitoring described in section 2.3 of appendix E or in §75.19(c)(1)(iv)(H) of this chapter.

(g) The steam or water to fuel ratio or other parameters that are continuously monitored as described in paragraphs (a), (d) or (f) of this section shall be monitored during the performance test required under §60.8, to establish acceptable values and ranges. The owner or operator may supplement the performance test data with engineering analyses, design specifications, manufacturer's recommendations and other relevant information to define the acceptable parametric ranges more precisely. The owner or operator shall develop and keep on-site a parameter monitoring plan which explains the procedures used to document proper operation of the NO_x emission controls. The plan shall include the parameter(s) monitored and the acceptable range(s) of the parameter(s) as well as the basis for designating the parameter(s) and acceptable range(s). Any supplemental data such as engineering analyses, design specifications, manufacturer's recommendations and other relevant information shall be included in the monitoring plan. For affected units that are also subject to part 75 of this chapter and that use the low mass emissions methodology in §75.19 of this chapter or the NO_x emission measurement methodology in appendix E to part 75, the owner or operator may meet the requirements of this paragraph by developing and keeping on-site (or at a central location for unmanned facilities) a quality-assurance plan, as described in §75.19 (e)(5) or in section 2.3 of appendix E and section 1.3.6 of appendix B to part 75 of this chapter.

(h) The owner or operator of any stationary gas turbine subject to the provisions of this subpart:

(1) Shall monitor the total sulfur content of the fuel being fired in the turbine, except as provided in paragraph (h)(3) of this section. The sulfur content of the fuel must be determined using total sulfur methods described in §60.335(b)(10). Alternatively, if the total sulfur content of the gaseous fuel during the most recent performance test was less than 0.4 weight percent (4000 ppmw), ASTM D4084–82, 94, D5504–01, D6228–98, or Gas Processors Association Standard 2377–86 (all of which are incorporated by reference—see §60.17), which measure the major sulfur compounds may be used; and

(2) Shall monitor the nitrogen content of the fuel combusted in the turbine, if the owner or operator claims an allowance for fuel bound nitrogen (i.e., if an F-value greater than zero is being or will be used by the owner or operator to calculate STD in §60.332). The nitrogen content of the fuel shall be determined using methods described in §60.335(b)(9) or an approved alternative.

(3) Notwithstanding the provisions of paragraph (h)(1) of this section, the owner or operator may elect not to monitor the total sulfur content of the gaseous fuel combusted in the turbine, if the gaseous fuel is demonstrated to meet the definition of natural gas in §60.331(u), regardless of whether an existing custom schedule approved by the administrator for subpart GG requires such monitoring. The owner or operator shall use one of the following sources of information to make the required demonstration:

(i) The gas quality characteristics in a current, valid purchase contract, tariff sheet or transportation contract for the gaseous fuel, specifying that the maximum total sulfur content of the fuel is 20.0 grains/100 scf or less; or

(ii) Representative fuel sampling data which show that the sulfur content of the gaseous fuel does not exceed 20 grains/100 scf. At a minimum, the amount of fuel sampling data specified in section 2.3.1.4 or 2.3.2.4 of appendix D to part 75 of this chapter is required.

(4) For any turbine that commenced construction, reconstruction or modification after October 3, 1977, but before July 8, 2004, and for which a custom fuel monitoring schedule has previously been approved, the owner or operator may, without submitting a special petition to the Administrator, continue monitoring on this schedule.

(i) The frequency of determining the sulfur and nitrogen content of the fuel shall be as follows:

(1) *Fuel oil.* For fuel oil, use one of the total sulfur sampling options and the associated sampling frequency described in sections 2.2.3, 2.2.4.1, 2.2.4.2, and 2.2.4.3 of appendix D to part 75 of this chapter (i.e., flow proportional sampling, daily sampling, sampling from the unit's storage tank after each addition of fuel to the tank, or sampling each delivery prior to combining it with fuel oil already in the intended storage tank). If an emission allowance is being claimed for fuel-bound nitrogen, the nitrogen content of the oil shall be determined and recorded once per unit operating day.

(2) *Gaseous fuel.* Any applicable nitrogen content value of the gaseous fuel shall be determined and recorded once per unit operating day. For owners and operators that elect not to demonstrate sulfur

Appendix B: 40 CFR Part 60, Subpart GG

content using options in paragraph (h)(3) of this section, and for which the fuel is supplied without intermediate bulk storage, the sulfur content value of the gaseous fuel shall be determined and recorded once per unit operating day.

(3) *Custom schedules.* Notwithstanding the requirements of paragraph (i)(2) of this section, operators or fuel vendors may develop custom schedules for determination of the total sulfur content of gaseous fuels, based on the design and operation of the affected facility and the characteristics of the fuel supply. Except as provided in paragraphs (i)(3)(i) and (i)(3)(ii) of this section, custom schedules shall be substantiated with data and shall be approved by the Administrator before they can be used to comply with the standard in §60.333.

(i) The two custom sulfur monitoring schedules set forth in paragraphs (i)(3)(i)(A) through (D) and in paragraph (i)(3)(ii) of this section are acceptable, without prior Administrative approval:

(A) The owner or operator shall obtain daily total sulfur content measurements for 30 consecutive unit operating days, using the applicable methods specified in this subpart. Based on the results of the 30 daily samples, the required frequency for subsequent monitoring of the fuel's total sulfur content shall be as specified in paragraph (i)(3)(i)(B), (C), or (D) of this section, as applicable.

(B) If none of the 30 daily measurements of the fuel's total sulfur content exceeds 0.4 weight percent (4000 ppmw), subsequent sulfur content monitoring may be performed at 12 month intervals. If any of the samples taken at 12-month intervals has a total sulfur content between 0.4 and 0.8 weight percent (4000 and 8000 ppmw), follow the procedures in paragraph (i)(3)(i)(C) of this section. If any measurement exceeds 0.8 weight percent (8000 ppmw), follow the procedures in paragraph (i)(3)(i)(D) of this section.

(C) If at least one of the 30 daily measurements of the fuel's total sulfur content is between 0.4 and 0.8 weight percent (4000 and 8000 ppmw), but none exceeds 0.8 weight percent (8000 ppmw), then:

(1) Collect and analyze a sample every 30 days for three months. If any sulfur content measurement exceeds 0.8 weight percent (8000 ppmw), follow the procedures in paragraph (i)(3)(i)(D) of this section. Otherwise, follow the procedures in paragraph (i)(3)(i)(C)(2) of this section.

(2) Begin monitoring at 6-month intervals for 12 months. If any sulfur content measurement exceeds 0.8 weight percent (8000 ppmw), follow the procedures in paragraph (i)(3)(i)(D) of this section. Otherwise, follow the procedures in paragraph (i)(3)(i)(C)(3) of this section.

(3) Begin monitoring at 12-month intervals. If any sulfur content measurement exceeds 0.8 weight percent (8000 ppmw), follow the procedures in paragraph (i)(3)(i)(D) of this section. Otherwise, continue to monitor at this frequency.

(D) If a sulfur content measurement exceeds 0.8 weight percent (8000 ppmw), immediately begin daily monitoring according to paragraph (i)(3)(i)(A) of this section. Daily monitoring shall continue until 30 consecutive daily samples, each having a sulfur content no greater than 0.8 weight percent (8000 ppmw), are obtained. At that point, the applicable procedures of paragraph (i)(3)(i)(B) or (C) of this section shall be followed.

(ii) The owner or operator may use the data collected from the 720-hour sulfur sampling demonstration described in section 2.3.6 of appendix D to part 75 of this chapter to determine a custom sulfur sampling schedule, as follows:

(A) If the maximum fuel sulfur content obtained from the 720 hourly samples does not exceed 20 grains/100 scf (i.e. , the maximum total sulfur content of natural gas as defined in §60.331(u)), no additional monitoring of the sulfur content of the gas is required, for the purposes of this subpart.

(B) If the maximum fuel sulfur content obtained from any of the 720 hourly samples exceeds 20 grains/100 scf, but none of the sulfur content values (when converted to weight percent sulfur) exceeds 0.4 weight percent (4000 ppmw), then the minimum required sampling frequency shall be one sample at 12 month intervals.

(C) If any sample result exceeds 0.4 weight percent sulfur (4000 ppmw), but none exceeds 0.8 weight percent sulfur (8000 ppmw), follow the provisions of paragraph (i)(3)(i)(C) of this section.

(D) If the sulfur content of any of the 720 hourly samples exceeds 0.8 weight percent (8000 ppmw), follow the provisions of paragraph (i)(3)(i)(D) of this section.

Appendix B: 40 CFR Part 60, Subpart GG

(j) For each affected unit that elects to continuously monitor parameters or emissions, or to periodically determine the fuel sulfur content or fuel nitrogen content under this subpart, the owner or operator shall submit reports of excess emissions and monitor downtime, in accordance with §60.7(c). Excess emissions shall be reported for all periods of unit operation, including startup, shutdown and malfunction. For the purpose of reports required under §60.7(c), periods of excess emissions and monitor downtime that shall be reported are defined as follows:

(1) Nitrogen oxides.

(i) For turbines using water or steam to fuel ratio monitoring:

(A) An excess emission shall be any unit operating hour for which the average steam or water to fuel ratio, as measured by the continuous monitoring system, falls below the acceptable steam or water to fuel ratio needed to demonstrate compliance with §60.332, as established during the performance test required in §60.8. Any unit operating hour in which no water or steam is injected into the turbine shall also be considered an excess emission.

(B) A period of monitor downtime shall be any unit operating hour in which water or steam is injected into the turbine, but the essential parametric data needed to determine the steam or water to fuel ratio are unavailable or invalid.

(C) Each report shall include the average steam or water to fuel ratio, average fuel consumption, ambient conditions (temperature, pressure, and humidity), gas turbine load, and (if applicable) the nitrogen content of the fuel during each excess emission. You do not have to report ambient conditions if you opt to use the worst case ISO correction factor as specified in §60.334(b)(3)(ii), or if you are not using the ISO correction equation under the provisions of §60.335(b)(1).

(ii) If the owner or operator elects to take an emission allowance for fuel bound nitrogen, then excess emissions and periods of monitor downtime are as described in paragraphs (j)(1)(ii)(A) and (B) of this section.

(A) An excess emission shall be the period of time during which the fuel-bound nitrogen (N) is greater than the value measured during the performance test required in §60.8 and used to determine the allowance. The excess emission begins on the date and hour of the sample which shows that N is greater than the performance test value, and ends with the date and hour of a subsequent sample which shows a fuel nitrogen content less than or equal to the performance test value.

(B) A period of monitor downtime begins when a required sample is not taken by its due date. A period of monitor downtime also begins on the date and hour that a required sample is taken, if invalid results are obtained. The period of monitor downtime ends on the date and hour of the next valid sample.

(iii) For turbines using NO_x and diluent CEMS:

(A) An hour of excess emissions shall be any unit operating hour in which the 4-hour rolling average NO_x concentration exceeds the applicable emission limit in §60.332(a)(1) or (2). For the purposes of this subpart, a "4-hour rolling average NO_x concentration" is the arithmetic average of the average NO_x concentration measured by the CEMS for a given hour (corrected to 15 percent O₂ and, if required under §60.335(b)(1), to ISO standard conditions) and the three unit operating hour average NO_x concentrations immediately preceding that unit operating hour.

(B) A period of monitor downtime shall be any unit operating hour in which sufficient data are not obtained to validate the hour, for either NO_x concentration or diluent (or both).

(C) Each report shall include the ambient conditions (temperature, pressure, and humidity) at the time of the excess emission period and (if the owner or operator has claimed an emission allowance for fuel bound nitrogen) the nitrogen content of the fuel during the period of excess emissions. You do not have to report ambient conditions if you opt to use the worst case ISO correction factor as specified in §60.334(b)(3)(ii), or if you are not using the ISO correction equation under the provisions of §60.335(b)(1).

(iv) For owners or operators that elect, under paragraph (f) of this section, to monitor combustion parameters or parameters that document proper operation of the NO_x emission controls:

(A) An excess emission shall be a 4-hour rolling unit operating hour average in which any monitored

Appendix B: 40 CFR Part 60, Subpart GG

parameter does not achieve the target value or is outside the acceptable range defined in the parameter monitoring plan for the unit.

(B) A period of monitor downtime shall be a unit operating hour in which any of the required parametric data are either not recorded or are invalid.

(2) Sulfur dioxide. If the owner or operator is required to monitor the sulfur content of the fuel under paragraph (h) of this section:

(i) For samples of gaseous fuel and for oil samples obtained using daily sampling, flow proportional sampling, or sampling from the unit's storage tank, an excess emission occurs each unit operating hour included in the period beginning on the date and hour of any sample for which the sulfur content of the fuel being fired in the gas turbine exceeds 0.8 weight percent and ending on the date and hour that a subsequent sample is taken that demonstrates compliance with the sulfur limit.

(ii) If the option to sample each delivery of fuel oil has been selected, the owner or operator shall immediately switch to one of the other oil sampling options (*i.e.* , daily sampling, flow proportional sampling, or sampling from the unit's storage tank) if the sulfur content of a delivery exceeds 0.8 weight percent. The owner or operator shall continue to use one of the other sampling options until all of the oil from the delivery has been combusted, and shall evaluate excess emissions according to paragraph (j) (2)(i) of this section. When all of the fuel from the delivery has been burned, the owner or operator may resume using the as-delivered sampling option.

(iii) A period of monitor downtime begins when a required sample is not taken by its due date. A period of monitor downtime also begins on the date and hour of a required sample, if invalid results are obtained. The period of monitor downtime shall include only unit operating hours, and ends on the date and hour of the next valid sample.

(3) *Ice fog*. Each period during which an exemption provided in §60.332(f) is in effect shall be reported in writing to the Administrator quarterly. For each period the ambient conditions existing during the period, the date and time the air pollution control system was deactivated, and the date and time the air pollution control system was reactivated shall be reported. All quarterly reports shall be postmarked by the 30th day following the end of each calendar quarter.

(4) *Emergency fuel*. Each period during which an exemption provided in §60.332(k) is in effect shall be included in the report required in §60.7(c). For each period, the type, reasons, and duration of the firing of the emergency fuel shall be reported.

(5) All reports required under §60.7(c) shall be postmarked by the 30th day following the end of each 6-month period.

[44 FR 52798, Sept. 10, 1979, as amended at 47 FR 3770, Jan. 27, 1982; 65 FR 61759, Oct. 17, 2000; 69 FR 41360, July 8, 2004; 71 FR 9457, Feb. 24, 2006]

§ 60.335 Test methods and procedures.

(a) The owner or operator shall conduct the performance tests required in §60.8, using either

(1) EPA Method 20,

(2) ASTM D6522-00 (incorporated by reference, see §60.17), or

(3) EPA Method 7E and either EPA Method 3 or 3A in appendix A to this part, to determine NO_x and diluent concentration.

(4) Sampling traverse points are to be selected following Method 20 or Method 1, (non-particulate procedures) and sampled for equal time intervals. The sampling shall be performed with a traversing single-hole probe or, if feasible, with a stationary multi-hole probe that samples each of the points sequentially. Alternatively, a multi-hole probe designed and documented to sample equal volumes from each hole may be used to sample simultaneously at the required points.

(5) Notwithstanding paragraph (a)(4) of this section, the owner or operator may test at few points than are specified in Method 1 or Method 20 if the following conditions are met:

Appendix B: 40 CFR Part 60, Subpart GG

(i) You may perform a stratification test for NO_x and diluent pursuant to

(A) [Reserved]

(B) The procedures specified in section 6.5.6.1(a) through (e) appendix A to part 75 of this chapter.

(ii) Once the stratification sampling is completed, the owner or operator may use the following alternative sample point selection criteria for the performance test:

(A) If each of the individual traverse point NO_x concentrations, normalized to 15 percent O₂, is within ±10 percent of the mean normalized concentration for all traverse points, then you may use 3 points (located either 16.7, 50.0, and 83.3 percent of the way across the stack or duct, or, for circular stacks or ducts greater than 2.4 meters (7.8 feet) in diameter, at 0.4, 1.2, and 2.0 meters from the wall). The 3 points shall be located along the measurement line that exhibited the highest average normalized NO_x concentration during the stratification test; or

(B) If each of the individual traverse point NO_x concentrations, normalized to 15 percent O₂, is within ±5 percent of the mean normalized concentration for all traverse points, then you may sample at a single point, located at least 1 meter from the stack wall or at the stack centroid.

(6) Other acceptable alternative reference methods and procedures are given in paragraph (c) of this section.

(b) The owner or operator shall determine compliance with the applicable nitrogen oxides emission limitation in §60.332 and shall meet the performance test requirements of §60.8 as follows:

(1) For each run of the performance test, the mean nitrogen oxides emission concentration (NO_{xo}) corrected to 15 percent O₂ shall be corrected to ISO standard conditions using the following equation. Notwithstanding this requirement, use of the ISO correction equation is optional for: Lean premix stationary combustion turbines; units used in association with heat recovery steam generators (HRSG) equipped with duct burners; and units equipped with add-on emission control devices:

$$NO_x = (NO_{xo})(P_r/P_o)^{0.5} e^{19(H_o - 0.00633)(288^\circ K/T_a)^{1.53}}$$

Where:

NO_x = emission concentration of NO_x at 15 percent O₂ and ISO standard ambient conditions, ppm by volume, dry basis,

NO_{xo} = mean observed NO_x concentration, ppm by volume, dry basis, at 15 percent O₂,

P_r = reference combustor inlet absolute pressure at 101.3 kilopascals ambient pressure, mm Hg,

P_o = observed combustor inlet absolute pressure at test, mm Hg,

H_o = observed humidity of ambient air, g H₂O/g air,

e = transcendental constant, 2.718, and

T_a = ambient temperature, °K.

(2) The 3-run performance test required by §60.8 must be performed within ±5 percent at 30, 50, 75, and 90-to-100 percent of peak load or at four evenly-spaced load points in the normal operating range of the

Appendix B: 40 CFR Part 60, Subpart GG

gas turbine, including the minimum point in the operating range and 90-to-100 percent of peak load, or at the highest achievable load point if 90-to-100 percent of peak load cannot be physically achieved in practice. If the turbine combusts both oil and gas as primary or backup fuels, separate performance testing is required for each fuel. Notwithstanding these requirements, performance testing is not required for any emergency fuel (as defined in §60.331).

(3) For a combined cycle turbine system with supplemental heat (duct burner), the owner or operator may elect to measure the turbine NO_x emissions after the duct burner rather than directly after the turbine. If the owner or operator elects to use this alternative sampling location, the applicable NO_x emission limit in §60.332 for the combustion turbine must still be met.

(4) If water or steam injection is used to control NO_x with no additional post-combustion NO_x control and the owner or operator chooses to monitor the steam or water to fuel ratio in accordance with §60.334(a), then that monitoring system must be operated concurrently with each EPA Method 20, ASTM D6522-00 (incorporated by reference, see §60.17), or EPA Method 7E run and shall be used to determine the fuel consumption and the steam or water to fuel ratio necessary to comply with the applicable §60.332 NO_x emission limit.

(5) If the owner operator elects to claim an emission allowance for fuel bound nitrogen as described in §60.332, then concurrently with each reference method run, a representative sample of the fuel used shall be collected and analyzed, following the applicable procedures described in §60.335(b)(9). These data shall be used to determine the maximum fuel nitrogen content for which the established water (or steam) to fuel ratio will be valid.

(6) If the owner or operator elects to install a CEMS, the performance evaluation of the CEMS may either be conducted separately (as described in paragraph (b)(7) of this section) or as part of the initial performance test of the affected unit.

(7) If the owner or operator elects to install and certify a NO_x CEMS under §60.334(e), then the initial performance test required under §60.8 may be done in the following alternative manner:

(i) Perform a minimum of 9 reference method runs, with a minimum time per run of 21 minutes, at a single load level, between 90 and 100 percent of peak (or the highest physically achievable) load.

(ii) Use the test data both to demonstrate compliance with the applicable NO_x emission limit under §60.332 and to provide the required reference method data for the RATA of the CEMS described under §60.334(b).

(iii) The requirement to test at three additional load levels is waived.

(8) If the owner or operator elects under §60.334(f) to monitor combustion parameters or parameters indicative of proper operation of NO_x emission controls, the appropriate parameters shall be continuously monitored and recorded during each run of the initial performance test, to establish acceptable operating ranges, for purposes of the parameter monitoring plan for the affected unit, as specified in §60.334(g).

(9) To determine the fuel bound nitrogen content of fuel being fired (if an emission allowance is claimed for fuel bound nitrogen), the owner or operator may use equipment and procedures meeting the requirements of:

(i) For liquid fuels, ASTM D2597-94 (Reapproved 1999), D6366-99, D4629-02, D5762-02 (all of which are incorporated by reference, see §60.17); or

(ii) For gaseous fuels, shall use analytical methods and procedures that are accurate to within 5 percent of the instrument range and are approved by the Administrator.

(10) If the owner or operator is required under §60.334(i)(1) or (3) to periodically determine the sulfur content of the fuel combusted in the turbine, a minimum of three fuel samples shall be collected during the performance test. Analyze the samples for the total sulfur content of the fuel using:

(i) For liquid fuels, ASTM D129-00, D2622-98, D4294-02, D1266-98, D5453-00 or D1552-01 (all of which are incorporated by reference, see §60.17); or

(ii) For gaseous fuels, ASTM D1072-80, 90 (Reapproved 1994); D3246-81, 92, 96; D4468-85 (Reapproved 2000); or D6667-01 (all of which are incorporated by reference, see §60.17). The

Appendix B: 40 CFR Part 60, Subpart GG

applicable ranges of some ASTM methods mentioned above are not adequate to measure the levels of sulfur in some fuel gases. Dilution of samples before analysis (with verification of the dilution ratio) may be used, subject to the prior approval of the Administrator.

(11) The fuel analyses required under paragraphs (b)(9) and (b)(10) of this section may be performed by the owner or operator, a service contractor retained by the owner or operator, the fuel vendor, or any other qualified agency.


(c) The owner or operator may use the following as alternatives to the reference methods and procedures specified in this section:

(1) Instead of using the equation in paragraph (b)(1) of this section, manufacturers may develop ambient condition correction factors to adjust the nitrogen oxides emission level measured by the performance test as provided in §60.8 to ISO standard day conditions.

[69 FR 41363, July 8, 2004, as amended at 71 FR 9458, Feb. 24, 2006]

Appendix C:

40 CFR Part 60, Subpart Da – Standards of Performance for Electric Utility Steam Generating
Units



e-CFR Data is current as of January 29, 2009

Title 40: Protection of Environment

PART 60—STANDARDS OF PERFORMANCE FOR NEW STATIONARY SOURCES

[Browse Previous](#) | [Browse Next](#)

Subpart Da—Standards of Performance for Electric Utility Steam Generating Units for Which Construction is Commenced After September 18, 1978

Source: 72 FR 32722, June 13, 2007, unless otherwise noted.

§ 60.40Da Applicability and designation of affected facility.

(a) Except as specified in paragraph (e) of this section, the affected facility to which this subpart applies is each electric utility steam generating unit:

(1) That is capable of combusting more than 73 megawatts (MW) (250 million British thermal units per hour (MMBtu/hr)) heat input of fossil fuel (either alone or in combination with any other fuel); and

(2) For which construction, modification, or reconstruction is commenced after September 18, 1978.

(b) An IGCC electric utility steam generating unit (both the stationary combustion turbine and any associated duct burners) is subject to this part and is not subject to subpart GG or KKKK of this part if both of the conditions specified in paragraphs (b)(1) and (2) of this section are met.

(1) The IGCC electric utility steam generating unit is capable of combusting more than 73 MW (250 MMBtu/hr) heat input of fossil fuel (either alone or in combination with any other fuel); and

(2) The IGCC electric utility steam generating unit commenced construction, modification, or reconstruction after February 28, 2005.

(c) Any change to an existing fossil-fuel-fired steam generating unit to accommodate the use of combustible materials, other than fossil fuels, shall not bring that unit under the applicability of this subpart.

(d) Any change to an existing steam generating unit originally designed to fire gaseous or liquid fossil fuels, to accommodate the use of any other fuel (fossil or nonfossil) shall not bring that unit under the applicability of this subpart.

(e) Applicability of the requirement of this subpart to an electric utility combined cycle gas turbine other than an IGCC electric utility steam generating unit is as specified in paragraphs (e)(1) and (2) of this section.

(1) Heat recovery steam generators used with duct burners and associated with an electric utility combined cycle gas turbine that are capable of combusting more than 73 MW (250 MMBtu/hr) heat input of fossil fuel are subject to this subpart except in cases when the heat recovery steam generator meets the applicability requirements and is subject to subpart KKKK of this part.

(2) For heat recovery steam generators use with duct burners subject to this subpart, only emissions resulting from the combustion of fuels in the steam generating unit (i.e. duct burners) are subject to the standards under this subpart. (The emissions resulting from the combustion of fuels in the stationary combustion turbine engine are subject to subpart GG or KKK, as applicable, of this part).

[72 FR 32722, June 13, 2007, as amended at 74 FR 5078, Jan. 28, 2009]

§ 60.41Da Definitions.

As used in this subpart, all terms not defined herein shall have the meaning given them in the Act and in subpart A of this part.

Anthracite means coal that is classified as anthracite according to the American Society of Testing and

Appendix C: 40 CFR Part 60, Subpart Da

Materials in ASTM D388 (incorporated by reference, see §60.17).

Available purchase power means the lesser of the following:

- (a) The sum of available system capacity in all neighboring companies.
- (b) The sum of the rated capacities of the power interconnection devices between the principal company and all neighboring companies, minus the sum of the electric power load on these interconnections.
- (c) The rated capacity of the power transmission lines between the power interconnection devices and the electric generating units (the unit in the principal company that has the malfunctioning flue gas desulfurization system and the unit(s) in the neighboring company supplying replacement electrical power) less the electric power load on these transmission lines.

Available system capacity means the capacity determined by subtracting the system load and the system emergency reserves from the net system capacity.

Biomass means plant materials and animal waste.

Bituminous coal means coal that is classified as bituminous according to the American Society of Testing and Materials in ASTM D388 (incorporated by reference, see §60.17).

Boiler operating day for units constructed, reconstructed, or modified on or before February 28, 2005, means a 24-hour period during which fossil fuel is combusted in a steam-generating unit for the entire 24 hours. For units constructed, reconstructed, or modified after February 28, 2005, *boiler operating day* means a 24-hour period between 12 midnight and the following midnight during which any fuel is combusted at any time in the steam-generating unit. It is not necessary for fuel to be combusted the entire 24-hour period.

Coal means all solid fuels classified as anthracite, bituminous, subbituminous, or lignite by the American Society of Testing and Materials in ASTM D388 (incorporated by reference, see §60.17) and coal refuse. Synthetic fuels derived from coal for the purpose of creating useful heat, including but not limited to solvent-refined coal, gasified coal (not meeting the definition of natural gas), coal-oil mixtures, and coal-water mixtures are included in this definition for the purposes of this subpart.

Coal-fired electric utility steam generating unit means an electric utility steam generating unit that burns coal, coal refuse, or a synthetic gas derived from coal either exclusively, in any combination together, or in any combination with other fuels in any amount.

Coal refuse means waste products of coal mining, physical coal cleaning, and coal preparation operations (e.g. culm, gob, etc.) containing coal, matrix material, clay, and other organic and inorganic material.

Cogeneration, also known as "combined heat and power," means a steam-generating unit that simultaneously produces both electric (or mechanical) and useful thermal energy from the same primary energy source.

Combined cycle gas turbine means a stationary turbine combustion system where heat from the turbine exhaust gases is recovered by a steam generating unit.

Dry flue gas desulfurization technology or *dry FGD* means a sulfur dioxide control system that is located downstream of the steam generating unit and removes sulfur oxides (SO₂) from the combustion gases of the steam generating unit by contacting the combustion gases with an alkaline reagent and water, whether introduced separately or as a premixed slurry or solution and forming a dry powder material. This definition includes devices where the dry powder material is subsequently converted to another form. Alkaline slurries or solutions used in dry FGD technology include, but are not limited to, lime and sodium.

Duct burner means a device that combusts fuel and that is placed in the exhaust duct from another source, such as a stationary gas turbine, internal combustion engine, kiln, etc., to allow the firing of additional fuel to heat the exhaust gases before the exhaust gases enter a heat recovery steam generating unit.

Electric utility combined cycle gas turbine means any combined cycle gas turbine used for electric generation that is constructed for the purpose of supplying more than one-third of its potential electric output capacity and more than 25 MW net-electrical output to any utility power distribution system for sale. Any steam distribution system that is constructed for the purpose of providing steam to a steam electric generator that would produce electrical power for sale is also considered in determining the

Appendix C: 40 CFR Part 60, Subpart Da

electrical energy output capacity of the affected facility.

Electric utility company means the largest interconnected organization, business, or governmental entity that generates electric power for sale (e.g. , a holding company with operating subsidiary companies).

Electric utility steam-generating unit means any steam electric generating unit that is constructed for the purpose of supplying more than one-third of its potential electric output capacity and more than 25 MW net-electrical output to any utility power distribution system for sale. Also, any steam supplied to a steam distribution system for the purpose of providing steam to a steam-electric generator that would produce electrical energy for sale is considered in determining the electrical energy output capacity of the affected facility.

Electrostatic precipitator or *ESP* means an add-on air pollution control device used to capture particulate matter (PM) by charging the particles using an electrostatic field, collecting the particles using a grounded collecting surface, and transporting the particles into a hopper.

Emergency condition means that period of time when:

(1) The electric generation output of an affected facility with a malfunctioning flue gas desulfurization system cannot be reduced or electrical output must be increased because:

(i) All available system capacity in the principal company interconnected with the affected facility is being operated, and

(ii) All available purchase power interconnected with the affected facility is being obtained, or

(2) The electric generation demand is being shifted as quickly as possible from an affected facility with a malfunctioning flue gas desulfurization system to one or more electrical generating units held in reserve by the principal company or by a neighboring company, or

(3) An affected facility with a malfunctioning flue gas desulfurization system becomes the only available unit to maintain a part or all of the principal company's system emergency reserves and the unit is operated in spinning reserve at the lowest practical electric generation load consistent with not causing significant physical damage to the unit. If the unit is operated at a higher load to meet load demand, an emergency condition would not exist unless the conditions under paragraph (1) of this definition apply.

Emission limitation means any emissions limit or operating limit.

Emission rate period means any calendar month included in a 12-month rolling average period.

Federally enforceable means all limitations and conditions that are enforceable by the Administrator, including the requirements of 40 CFR parts 60 and 61, requirements within any applicable State implementation plan, and any permit requirements established under 40 CFR 52.21 or under 40 CFR 51.18 and 51.24.

Fossil fuel means natural gas, petroleum, coal, and any form of solid, liquid, or gaseous fuel derived from such material for the purpose of creating useful heat.

Gaseous fuel means any fuel derived from coal or petroleum that is present as a gas at standard conditions and includes, but is not limited to, refinery fuel gas, process gas, coke-oven gas, synthetic gas, and gasified coal.

Gross output means the gross useful work performed by the steam generated and, for an IGCC electric utility steam generating unit, the work performed by the stationary combustion turbines. For a unit generating only electricity, the gross useful work performed is the gross electrical output from the unit's turbine/generator sets. For a cogeneration unit, the gross useful work performed is the gross electrical or mechanical output plus 75 percent of the useful thermal output measured relative to ISO conditions that is not used to generate additional electrical or mechanical output or to enhance the performance of the unit (i.e. , steam delivered to an industrial process).

24-hour period means the period of time between 12:01 a.m. and 12:00 midnight.

Integrated gasification combined cycle electric utility steam generating unit or *IGCC electric utility steam generating unit* means an electric utility combined cycle gas turbine that is designed to burn fuels containing 50 percent (by heat input) or more solid-derived fuel not meeting the definition of natural gas. No solid fuel is directly burned in the unit during operation.

Interconnected means that two or more electric generating units are electrically tied together by a

Appendix C: 40 CFR Part 60, Subpart Da

network of power transmission lines, and other power transmission equipment.

ISO conditions means a temperature of 288 Kelvin, a relative humidity of 60 percent, and a pressure of 101.3 kilopascals.

Lignite means coal that is classified as lignite A or B according to the American Society of Testing and Materials in ASTM D388 (incorporated by reference, see §60.17).

Natural gas means:

- (1) A naturally occurring mixture of hydrocarbon and nonhydrocarbon gases found in geologic formations beneath the earth's surface, of which the principal constituent is methane; or
- (2) Liquid petroleum gas, as defined by the American Society of Testing and Materials in ASTM D1835 (incorporated by reference, see §60.17); or
- (3) A mixture of hydrocarbons that maintains a gaseous state at ISO conditions. Additionally, natural gas must either be composed of at least 70 percent methane by volume or have a gross calorific value between 34 and 43 megajoules (MJ) per dry standard cubic meter (910 and 1,150 Btu per dry standard cubic foot).

Neighboring company means any one of those electric utility companies with one or more electric power interconnections to the principal company and which have geographically adjoining service areas.

Net-electric output means the gross electric sales to the utility power distribution system minus purchased power on a calendar year basis.

Net system capacity means the sum of the net electric generating capability (not necessarily equal to rated capacity) of all electric generating equipment owned by an electric utility company (including steam generating units, internal combustion engines, gas turbines, nuclear units, hydroelectric units, and all other electric generating equipment) plus firm contractual purchases that are interconnected to the affected facility that has the malfunctioning flue gas desulfurization system. The electric generating capability of equipment under multiple ownership is prorated based on ownership unless the proportional entitlement to electric output is otherwise established by contractual arrangement.

Noncontinental area means the State of Hawaii, the Virgin Islands, Guam, American Samoa, the Commonwealth of Puerto Rico, or the Northern Mariana Islands.

Petroleum means crude oil or a fuel derived from crude oil, including, but not limited to, distillate oil, and residual oil.

Potential combustion concentration means the theoretical emissions (nanograms per joule (ng/J), lb/MMBtu heat input) that would result from combustion of a fuel in an uncleaned state without emission control systems) and:

- (1) For particulate matter (PM) is:
 - (i) 3,000 ng/J (7.0 lb/MMBtu) heat input for solid fuel; and
 - (ii) 73 ng/J (0.17 lb/MMBtu) heat input for liquid fuels.
- (2) For sulfur dioxide (SO₂) is determined under §60.50Da(c).
- (3) For nitrogen oxides (NO_x) is:
 - (i) 290 ng/J (0.67 lb/MMBtu) heat input for gaseous fuels;
 - (ii) 310 ng/J (0.72 lb/MMBtu) heat input for liquid fuels; and
 - (iii) 990 ng/J (2.30 lb/MMBtu) heat input for solid fuels.

Potential electrical output capacity means 33 percent of the maximum design heat input capacity of the steam generating unit, divided by 3,413 Btu/KWh, divided by 1,000 kWh/MWh, and multiplied by 8,760 hr/yr (e.g., a steam generating unit with a 100 MW (340 MMBtu/hr) fossil-fuel heat input capacity would have a 289,080 MWh 12 month potential electrical output capacity). For electric utility combined cycle gas turbines the potential electrical output capacity is determined on the basis of the fossil-fuel firing

Appendix C: 40 CFR Part 60, Subpart Da

capacity of the steam generator exclusive of the heat input and electrical power contribution by the gas turbine.

Principal company means the electric utility company or companies which own the affected facility.

Resource recovery unit means a facility that combusts more than 75 percent non-fossil fuel on a quarterly (calendar) heat input basis.

Responsible official means responsible official as defined in 40 CFR 70.2.

Solid-derived fuel means any solid, liquid, or gaseous fuel derived from solid fuel for the purpose of creating useful heat and includes, but is not limited to, solvent refined coal, liquified coal, synthetic gas, gasified coal, gasified petroleum coke, gasified biomass, and gasified tire derived fuel.

Spare flue gas desulfurization system module means a separate system of SO₂ emission control equipment capable of treating an amount of flue gas equal to the total amount of flue gas generated by an affected facility when operated at maximum capacity divided by the total number of nonspare flue gas desulfurization modules in the system.

Spinning reserve means the sum of the unutilized net generating capability of all units of the electric utility company that are synchronized to the power distribution system and that are capable of immediately accepting additional load. The electric generating capability of equipment under multiple ownership is prorated based on ownership unless the proportional entitlement to electric output is otherwise established by contractual arrangement.

Steam generating unit means any furnace, boiler, or other device used for combusting fuel for the purpose of producing steam (including fossil-fuel-fired steam generators associated with combined cycle gas turbines; nuclear steam generators are not included).

Subbituminous coal means coal that is classified as subbituminous A, B, or C according to the American Society of Testing and Materials in ASTM D388 (incorporated by reference, see §60.17).

System emergency reserves means an amount of electric generating capacity equivalent to the rated capacity of the single largest electric generating unit in the electric utility company (including steam generating units, internal combustion engines, gas turbines, nuclear units, hydroelectric units, and all other electric generating equipment) which is interconnected with the affected facility that has the malfunctioning flue gas desulfurization system. The electric generating capability of equipment under multiple ownership is prorated based on ownership unless the proportional entitlement to electric output is otherwise established by contractual arrangement.

System load means the entire electric demand of an electric utility company's service area interconnected with the affected facility that has the malfunctioning flue gas desulfurization system plus firm contractual sales to other electric utility companies. Sales to other electric utility companies (e.g., emergency power) not on a firm contractual basis may also be included in the system load when no available system capacity exists in the electric utility company to which the power is supplied for sale.

Wet flue gas desulfurization technology or wet FGD means a SO₂ control system that is located downstream of the steam generating unit and removes sulfur oxides from the combustion gases of the steam generating unit by contacting the combustion gases with an alkaline slurry or solution and forming a liquid material. This definition applies to devices where the aqueous liquid material product of this contact is subsequently converted to other forms. Alkaline reagents used in wet FGD technology include, but are not limited to, lime, limestone, and sodium.

[72 FR 32722, June 13, 2007, as amended at 74 FR 5079, Jan. 28, 2009]

§ 60.42Da Standard for particulate matter (PM).

(a) On and after the date on which the initial performance test is completed or required to be completed under §60.8, whichever date comes first, no owner or operator subject to the provisions of this subpart shall cause to be discharged into the atmosphere from any affected facility for which construction, reconstruction, or modification commenced before or on February 28, 2005, any gases that contain PM in excess of:

(1) 13 ng/J (0.03 lb/MMBtu) heat input derived from the combustion of solid, liquid, or gaseous fuel;

(2) 1 percent of the potential combustion concentration (99 percent reduction) when combusting solid fuel; and

Appendix C: 40 CFR Part 60, Subpart Da

(3) 30 percent of potential combustion concentration (70 percent reduction) when combusting liquid fuel.

(b) On and after the date the initial PM performance test is completed or required to be completed under §60.8, whichever date comes first, no owner or operator subject to the provisions of this subpart shall cause to be discharged into the atmosphere from any affected facility any gases which exhibit greater than 20 percent opacity (6-minute average), except for one 6-minute period per hour of not more than 27 percent opacity. Owners and operators of an affected facility that elect to install, calibrate, maintain, and operate a continuous emissions monitoring system (CEMS) for measuring PM emissions according to the requirements of this subpart are exempt from the opacity standard specified in this paragraph b.

(c) Except as provided in paragraph (d) of this section, on and after the date on which the initial performance test is completed or required to be completed under §60.8, whichever date comes first, no owner or operator of an affected facility that commenced construction, reconstruction, or modification after February 28, 2005 shall cause to be discharged into the atmosphere from that affected facility any gases that contain PM in excess of either:

(1) 18 ng/J (0.14 lb/MWh) gross energy output, or

(2) 6.4 ng/J (0.015 lb/MMBtu) heat input derived from the combustion of solid, liquid, or gaseous fuel.

(d) As an alternative to meeting the requirements of paragraph (c) of this section, the owner or operator of an affected facility for which construction, reconstruction, or modification commenced after February 28, 2005, may elect to meet the requirements of this paragraph. On and after the date on which the initial performance test is completed or required to be completed under §60.8, whichever date comes first, no owner or operator of an affected facility shall cause to be discharged into the atmosphere from that affected facility for which construction, reconstruction, or modification commenced after February 28, 2005, any gases that contain PM in excess of:

(1) 13 ng/J (0.03 lb/MMBtu) heat input derived from the combustion of solid, liquid, or gaseous fuel, and

(2) 0.1 percent of the combustion concentration determined according to the procedure in §60.48Da(o) (5) (99.9 percent reduction) for an affected facility for which construction or reconstruction commenced after February 28, 2005 when combusting solid, liquid, or gaseous fuel, or

(3) 0.2 percent of the combustion concentration determined according to the procedure in §60.48Da(o) (5) (99.8 percent reduction) for an affected facility for which modification commenced after February 28, 2005 when combusting solid, liquid, or gaseous fuel.

[72 FR 32722, June 13, 2007, as amended at 74 FR 5079, Jan. 28, 2009]

§ 60.43Da Standard for sulfur dioxide (SO₂).

(a) On and after the date on which the initial performance test is completed or required to be completed under §60.8, whichever date comes first, no owner or operator subject to the provisions of this subpart shall cause to be discharged into the atmosphere from any affected facility which combusts solid fuel or solid-derived fuel and for which construction, reconstruction, or modification commenced before or on February 28, 2005, except as provided under paragraphs (c), (d), (f) or (h) of this section, any gases that contain SO₂ in excess of:

(1) 520 ng/J (1.20 lb/MMBtu) heat input and 10 percent of the potential combustion concentration (90 percent reduction); or

(2) 30 percent of the potential combustion concentration (70 percent reduction), when emissions are less than 260 ng/J (0.60 lb/MMBtu) heat input.

(b) On and after the date on which the initial performance test is completed or required to be completed under §60.8, whichever date comes first, no owner or operator subject to the provisions of this subpart shall cause to be discharged into the atmosphere from any affected facility which combusts liquid or gaseous fuels (except for liquid or gaseous fuels derived from solid fuels and as provided under paragraphs (e) or (h) of this section) and for which construction, reconstruction, or modification commenced before or on February 28, 2005, any gases that contain SO₂ in excess of:

(1) 340 ng/J (0.80 lb/MMBtu) heat input and 10 percent of the potential combustion concentration (90 percent reduction); or

(2) 100 percent of the potential combustion concentration (zero percent reduction) when emissions are less than 86 ng/J (0.20 lb/MMBtu) heat input.

(c) On and after the date on which the initial performance test is completed or required to be completed under §60.8, whichever date comes first, no owner or operator subject to the provisions of this subpart shall cause to be discharged into the atmosphere from any affected facility which combusts solid solvent refined coal (SRC-I) any gases that contain SO₂ in excess of 520 ng/J (1.20 lb/MMBtu) heat input and 15 percent of the potential combustion concentration (85 percent reduction) except as provided under paragraph (f) of this section; compliance with the emission limitation is determined on a 30-day rolling average basis and compliance with the percent reduction requirement is determined on a 24-hour basis.

(d) Sulfur dioxide emissions are limited to 520 ng/J (1.20 lb/MMBtu) heat input from any affected facility which:

- (1) Combusts 100 percent anthracite;
- (2) Is classified as a resource recovery unit; or
- (3) Is located in a noncontinental area and combusts solid fuel or solid-derived fuel.

(e) Sulfur dioxide emissions are limited to 340 ng/J (0.80 lb/MMBtu) heat input from any affected facility which is located in a noncontinental area and combusts liquid or gaseous fuels (excluding solid-derived fuels).

(f) The emission reduction requirements under this section do not apply to any affected facility that is operated under an SO₂ commercial demonstration permit issued by the Administrator in accordance with the provisions of §60.47Da.

(g) Compliance with the emission limitation and percent reduction requirements under this section are both determined on a 30-day rolling average basis except as provided under paragraph (c) of this section.

(h) When different fuels are combusted simultaneously, the applicable standard is determined by proration using the following formula:

(1) If emissions of SO₂ to the atmosphere are greater than 260 ng/J (0.60 lb/MMBtu) heat input

$$E_s = \frac{(340x + 520y)}{100} \quad \text{and} \quad \%P_s = 10$$

(2) If emissions of SO₂ to the atmosphere are equal to or less than 260 ng/J (0.60 lb/MMBtu) heat input:

$$E_s = \frac{(340x + 520y)}{100} \quad \text{and} \quad \%P_s = \frac{(10x + 30y)}{100}$$

Where:

E_s = Prorated SO₂ emission limit (ng/J heat input);

$\%P_s$ = Percentage of potential SO₂ emission allowed;

x = Percentage of total heat input derived from the combustion of liquid or gaseous fuels (excluding solid-derived fuels); and

y = Percentage of total heat input derived from the combustion of solid fuel (including solid-derived fuels).

(i) Except as provided in paragraphs (j) and (k) of this section, on and after the date on which the initial performance test is completed or required to be completed under §60.8, whichever date comes first, no owner or operator of an affected facility that commenced construction, reconstruction, or modification commenced after February 28, 2005 shall cause to be discharged into the atmosphere from that affected facility, any gases that contain SO₂ in excess of the applicable emission limitation specified in paragraphs (i)(1) through (3) of this section.

Appendix C: 40 CFR Part 60, Subpart Da

(1) For an affected facility for which construction commenced after February 28, 2005, any gases that contain SO₂ in excess of either:

- (i) 180 ng/J (1.4 lb/MWh) gross energy output on a 30-day rolling average basis; or
- (ii) 5 percent of the potential combustion concentration (95 percent reduction) on a 30-day rolling average basis.

(2) For an affected facility for which reconstruction commenced after February 28, 2005, any gases that contain SO₂ in excess of either:

- (i) 180 ng/J (1.4 lb/MWh) gross energy output on a 30-day rolling average basis;
- (ii) 65 ng/J (0.15 lb/MMBtu) heat input on a 30-day rolling average basis; or
- (iii) 5 percent of the potential combustion concentration (95 percent reduction) on a 30-day rolling average basis.

(3) For an affected facility for which modification commenced after February 28, 2005, any gases that contain SO₂ in excess of either:

- (i) 180 ng/J (1.4 lb/MWh) gross energy output on a 30-day rolling average basis;
- (ii) 65 ng/J (0.15 lb/MMBtu) heat input on a 30-day rolling average basis; or
- (iii) 10 percent of the potential combustion concentration (90 percent reduction) on a 30-day rolling average basis.

(j) On and after the date on which the initial performance test is completed or required to be completed under §60.8, whichever date comes first, no owner or operator of an affected facility that commenced construction, reconstruction, or modification commenced after February 28, 2005, and that burns 75 percent or more (by heat input) coal refuse on a 12-month rolling average basis, shall caused to be discharged into the atmosphere from that affected facility any gases that contain SO₂ in excess of the applicable emission limitation specified in paragraphs (j)(1) through (3) of this section.

(1) For an affected facility for which construction commenced after February 28, 2005, any gases that contain SO₂ in excess of either:

- (i) 180 ng/J (1.4 lb/MWh) gross energy output on a 30-day rolling average basis; or
- (ii) 6 percent of the potential combustion concentration (94 percent reduction) on a 30-day rolling average basis.

(2) For an affected facility for which reconstruction commenced after February 28, 2005, any gases that contain SO₂ in excess of either:

- (i) 180 ng/J (1.4 lb/MWh) gross energy output on a 30-day rolling average basis;
- (ii) 65 ng/J (0.15 lb/MMBtu) heat input on a 30-day rolling average basis; or
- (iii) 6 percent of the potential combustion concentration (94 percent reduction) on a 30-day rolling average basis.

(3) For an affected facility for which modification commenced after February 28, 2005, any gases that contain SO₂ in excess of either:

- (i) 180 ng/J (1.4 lb/MWh) gross energy output on a 30-day rolling average basis;
- (ii) 65 ng/J (0.15 lb/MMBtu) heat input on a 30-day rolling average basis; or
- (iii) 10 percent of the potential combustion concentration (90 percent reduction) on a 30-day rolling average basis.

(k) On and after the date on which the initial performance test is completed or required to be completed under §60.8, whichever date comes first, no owner or operator of an affected facility located in a noncontinental area that commenced construction, reconstruction, or modification commenced after February 28, 2005, shall cause to be discharged into the atmosphere from that affected facility any gases that contain SO₂ in excess of the applicable emission limitation specified in paragraphs (k)(1) and (2) of this section.

(1) For an affected facility that burns solid or solid-derived fuel, the owner or operator shall not cause to be discharged into the atmosphere any gases that contain SO₂ in excess of 520 ng/J (1.2 lb/MMBtu) heat input on a 30-day rolling average basis.

(2) For an affected facility that burns other than solid or solid-derived fuel, the owner or operator shall not cause to be discharged into the atmosphere any gases that contain SO₂ in excess of if the affected facility or 230 ng/J (0.54 lb/MMBtu) heat input on a 30-day rolling average basis.

§ 60.44Da Standard for nitrogen oxides (NOX).

(a) On and after the date on which the initial performance test is completed or required to be completed under §60.8, whichever date comes first, no owner or operator subject to the provisions of this subpart shall cause to be discharged into the atmosphere from any affected facility, except as provided under paragraphs (b), (d), (e), and (f) of this section, any gases that contain NO_x (expressed as NO₂) in excess of the following emission limits, based on a 30-day rolling average basis, except as provided under §60.48Da(j)(1):

(1) NO_x emission limits.

Fuel type	Emission limit for heat input	
	ng/J	lb/MMBtu
Gaseous fuels:		
Coal-derived fuels	210	0.50
All other fuels	86	0.20
Liquid fuels:		
Coal-derived fuels	210	0.50
Shale oil	210	0.50
All other fuels	130	0.30
Solid fuels:		
Coal-derived fuels	210	0.50
Any fuel containing more than 25%, by weight, coal refuse	(1)	(1)
Any fuel containing more than 25%, by weight, lignite if the lignite is mined in North Dakota, South Dakota, or Montana, and is combusted in a slag tap furnace ²	340	0.80
Any fuel containing more than 25%, by weight, lignite not subject to the 340 ng/J heat input emission limit ²	260	0.60
Subbituminous coal	210	0.50
Bituminous coal	260	0.60
Anthracite coal	260	0.60

All other fuels	260	0.60
-----------------	-----	------

¹Exempt from NO_x standards and NO_x monitoring requirements

²Any fuel containing less than 25%, by weight, lignite is not prorated but its percentage is added to the percentage of the predominant fuel.

(2) NO_x reduction requirement.

Fuel type	Percent reduction of potential combustion concentration
Gaseous fuels	25
Liquid fuels	30
Solid fuels	65

(b) The emission limitations under paragraph (a) of this section do not apply to any affected facility which is combusting coal-derived liquid fuel and is operating under a commercial demonstration permit issued by the Administrator in accordance with the provisions of §60.47Da.

(c) Except as provided under paragraphs (d), (e), and (f) of this section, when two or more fuels are combusted simultaneously, the applicable standard is determined by proration using the following formula:

$$E_n = \frac{(86w + 130x + 210y + 260z + 340v)}{100}$$

Where:

E_n = Applicable standard for NO_x when multiple fuels are combusted simultaneously (ng/J heat input);

w = Percentage of total heat input derived from the combustion of fuels subject to the 86 ng/J heat input standard;

x = Percentage of total heat input derived from the combustion of fuels subject to the 130 ng/J heat input standard;

y = Percentage of total heat input derived from the combustion of fuels subject to the 210 ng/J heat input standard;

z = Percentage of total heat input derived from the combustion of fuels subject to the 260 ng/J heat input standard; and

v = Percentage of total heat input delivered from the combustion of fuels subject to the 340 ng/J heat input standard.

(d)(1) On and after the date on which the initial performance test is completed or required to be completed under §60.8, whichever date comes first, no owner or operator of an affected facility that commenced construction after July 9, 1997, but before or on February 28, 2005 shall cause to be discharged into the atmosphere any gases that contain NO_x (expressed as NO₂) in excess of 200 ng/J (1.6 lb/MWh) gross energy output, based on a 30-day rolling average basis, except as provided under §60.48Da(k).

(2) On and after the date on which the initial performance test is completed or required to be completed under §60.8, whichever date comes first, no owner or operator of affected facility for which reconstruction commenced after July 9, 1997, but before or on February 28, 2005 shall cause to be

Appendix C: 40 CFR Part 60, Subpart Da

discharged into the atmosphere any gases that contain NO_x (expressed as NO_2) in excess of 65 ng/J (0.15 lb/MMBtu) heat input, based on a 30-day rolling average basis.

(e) Except for an IGCC electric utility steam generating unit meeting the requirements of paragraph (f) of this section, on and after the date on which the initial performance test is completed or required to be completed under §60.8, whichever date comes first, no owner or operator of an affected facility that commenced construction, reconstruction, or modification after February 28, 2005 shall cause to be discharged into the atmosphere from that affected facility any gases that contain NO_x (expressed as NO_2) in excess of the applicable emission limitation specified in paragraphs (e)(1) through (3) of this section.

(1) For an affected facility for which construction commenced after February 28, 2005, the owner or operator shall not cause to be discharged into the atmosphere any gases that contain NO_x (expressed as NO_2) in excess of 130 ng/J (1.0 lb/MWh) gross energy output on a 30-day rolling average basis, except as provided under §60.48Da(k).

(2) For an affected facility for which reconstruction commenced after February 28, 2005, the owner or operator shall not cause to be discharged into the atmosphere any gases that contain NO_x (expressed as NO_2) in excess of either:

(i) 130 ng/J (1.0 lb/MWh) gross energy output on a 30-day rolling average basis; or

(ii) 47 ng/J (0.11 lb/MMBtu) heat input on a 30-day rolling average basis.

(3) For an affected facility for which modification commenced after February 28, 2005, the owner or operator shall not cause to be discharged into the atmosphere any gases that contain NO_x (expressed as NO_2) in excess of either:

(i) 180 ng/J (1.4 lb/MWh) gross energy output on a 30-day rolling average basis; or

(ii) 65 ng/J (0.15 lb/MMBtu) heat input on a 30-day rolling average basis.

(f) On and after the date on which the initial performance test is completed or required to be completed under §60.8, whichever date comes first, the owner or operator of an IGCC electric utility steam generating unit subject to the provisions of this subpart and for which construction, reconstruction, or modification commenced after February 28, 2005, shall meet the requirements specified in paragraphs (f)(1) through (3) of this section.

(1) Except as provided for in paragraphs (f)(2) and (3) of this section, the owner or operator shall not cause to be discharged into the atmosphere any gases that contain NO_x (expressed as NO_2) in excess of 130 ng/J (1.0 lb/MWh) gross energy output on a 30-day rolling average basis.

(2) When burning liquid fuel exclusively or in combination with solid-derived fuel such that the liquid fuel contributes 50 percent or more of the total heat input to the combined cycle combustion turbine, the owner or operator shall not cause to be discharged into the atmosphere any gases that contain NO_x (expressed as NO_2) in excess of 190 ng/J (1.5 lb/MWh) gross energy output on a 30-day rolling average basis.

(3) In cases when during a 30-day rolling average compliance period liquid fuel is burned in such a manner to meet the conditions in paragraph (f)(2) of this section for only a portion of the clock hours in the 30-day period, the owner or operator shall not cause to be discharged into the atmosphere any gases that contain NO_x (expressed as NO_2) in excess of the computed weighted-average emissions limit based on the proportion of gross energy output (in MWh) generated during the compliance period for each of emissions limits in paragraphs (f)(1) and (2) of this section.

§ 60.45Da Standard for mercury (Hg).

(a) For each coal-fired electric utility steam generating unit other than an IGCC electric utility steam generating unit, on and after the date on which the initial performance test is completed or required to be completed under §60.8, whichever date comes first, no owner or operator subject to the provisions of this subpart shall cause to be discharged into the atmosphere from any affected facility for which construction, modification, or reconstruction commenced after January 30, 2004, any gases that contain mercury (Hg) emissions in excess of each Hg emissions limit in paragraphs (a)(1) through (5) of this section that applies to you. The Hg emissions limits in paragraphs (a)(1) through (5) of this section are based on a 12-month rolling average basis using the procedures in §60.50Da(h).

Appendix C: 40 CFR Part 60, Subpart Da

(1) For each coal-fired electric utility steam generating unit that burns only bituminous coal, you must not discharge into the atmosphere any gases from a new affected source that contain Hg in excess of 20×10^{-6} pound per megawatt hour (lb/MWh) or 0.020 lb/gigawatt-hour (GWh) on an output basis. The International System of Units (SI) equivalent is 0.0025 ng/J.

(2) For each coal-fired electric utility steam generating unit that burns only subbituminous coal:

(i) If your unit is located in a county-level geographical area receiving greater than 25 inches per year (in/yr) mean annual precipitation, based on the most recent publicly available U.S. Department of Agriculture 30-year data, you must not discharge into the atmosphere any gases from a new affected source that contain Hg in excess of 66×10^{-6} lb/MWh or 0.066 lb/GWh on an output basis. The SI equivalent is 0.0083 ng/J.

(ii) If your unit is located in a county-level geographical area receiving less than or equal to 25 in/yr mean annual precipitation, based on the most recent publicly available U.S. Department of Agriculture 30-year data, you must not discharge into the atmosphere any gases from a new affected source that contain Hg in excess of 97×10^{-6} lb/MWh or 0.097 lb/GWh on an output basis. The SI equivalent is 0.0122 ng/J.

(3) For each coal-fired electric utility steam generating unit that burns only lignite, you must not discharge into the atmosphere any gases from a new affected source that contain Hg in excess of 175×10^{-6} lb/MWh or 0.175 lb/GWh on an output basis. The SI equivalent is 0.0221 ng/J.

(4) For each coal-burning electric utility steam generating unit that burns only coal refuse, you must not discharge into the atmosphere any gases from a new affected source that contain Hg in excess of 16×10^{-6} lb/MWh or 0.016 lb/GWh on an output basis. The SI equivalent is 0.0020 ng/J.

(5) For each coal-fired electric utility steam generating unit that burns a blend of coals from different coal ranks (i.e., bituminous coal, subbituminous coal, lignite) or a blend of coal and coal refuse, you must not discharge into the atmosphere any gases from a new affected source that contain Hg in excess of the unit-specific Hg emissions limit established according to paragraph (a)(5)(i) or (ii) of this section, as applicable to the affected unit.

(i) If you operate a coal-fired electric utility steam generating unit that burns a blend of coals from different coal ranks or a blend of coal and coal refuse, you must not discharge into the atmosphere any gases from a new affected source that contain Hg in excess of the computed weighted Hg emissions limit based on the Btu, MWh, or MJ contributed by each coal rank burned during the compliance period and its applicable Hg emissions limit in paragraphs (a)(1) through (4) of this section as determined using Equation 1 in this section. For each affected source, you must comply with the weighted Hg emissions limit calculated using Equation 1 in this section based on the total Hg emissions from the unit and the total Btu, MWh, or MJ contributed by all fuels burned during the compliance period.

$$EL_b = \frac{\sum_{i=1}^n EL_i (HH_i)}{\sum_{i=1}^n HH_i} \quad (\text{Eq. 1})$$

Where:

EL_b = Total allowable Hg in lb/MWh that can be emitted to the atmosphere from any affected source being averaged according to this paragraph.

EL_i = Hg emissions limit for the subcategory i (coal rank) that applies to affected source, lb/MWh;

HH_i = For each affected source, the Btu, MWh, or MJ contributed by the corresponding subcategory i (coal rank) burned during the compliance period; and

n = Number of subcategories (coal ranks) being averaged for an affected source.

(ii) If you operate a coal-fired electric utility steam generating unit that burns a blend of coals from

different coal ranks or a blend of coal and coal refuse together with one or more non-regulated, supplementary fuels, you must not discharge into the atmosphere any gases from a new affected source that contain Hg in excess of the computed weighted Hg emission limit based on the Btu, MWh, or MJ contributed by each coal rank burned during the compliance period and its applicable Hg emissions limit in paragraphs (a)(1) through (4) of this section as determined using Equation 1 in this section. For each affected source. You must comply with the weighted Hg emissions limit calculated using Equation 1 in this section based on the total Hg emissions from the unit contributed by both regulated and nonregulated fuels burned during the compliance period and the total Btu, MWh, or MJ contributed by both regulated and nonregulated fuels burned during the compliance period.

(b) For each IGCC electric utility steam generating unit, on and after the date on which the initial performance test required to be conducted under §60.8 is completed, no owner or operator subject to the provisions of this subpart shall cause to be discharged into the atmosphere from any affected facility for which construction, modification, or reconstruction commenced after January 30, 2004, any gases that contain Hg emissions in excess of 20×10^{-6} lb/MWh or 0.020 lb/GWh on an output basis. The SI equivalent is 0.0025 ng/J. This Hg emissions limit is based on a 12-month rolling average basis using the procedures in §60.50Da(h).

§ 60.46Da [Reserved]

§ 60.47Da Commercial demonstration permit.

(a) An owner or operator of an affected facility proposing to demonstrate an emerging technology may apply to the Administrator for a commercial demonstration permit. The Administrator will issue a commercial demonstration permit in accordance with paragraph (e) of this section. Commercial demonstration permits may be issued only by the Administrator, and this authority will not be delegated.

(b) An owner or operator of an affected facility that combusts solid solvent refined coal (SRC-I) and who is issued a commercial demonstration permit by the Administrator is not subject to the SO₂ emission reduction requirements under §60.43Da(c) but must, as a minimum, reduce SO₂ emissions to 20 percent of the potential combustion concentration (80 percent reduction) for each 24-hour period of steam generator operation and to less than 520 ng/J (1.20 lb/MMBtu) heat input on a 30-day rolling average basis.

(c) An owner or operator of a fluidized bed combustion electric utility steam generator (atmospheric or pressurized) who is issued a commercial demonstration permit by the Administrator is not subject to the SO₂ emission reduction requirements under §60.43Da(a) but must, as a minimum, reduce SO₂ emissions to 15 percent of the potential combustion concentration (85 percent reduction) on a 30-day rolling average basis and to less than 520 ng/J (1.20 lb/MMBtu) heat input on a 30-day rolling average basis.

(d) The owner or operator of an affected facility that combusts coal-derived liquid fuel and who is issued a commercial demonstration permit by the Administrator is not subject to the applicable NO_x emission limitation and percent reduction under §60.44Da(a) but must, as a minimum, reduce emissions to less than 300 ng/J (0.70 lb/MMBtu) heat input on a 30-day rolling average basis.

(e) Commercial demonstration permits may not exceed the following equivalent MW electrical generation capacity for any one technology category, and the total equivalent MW electrical generation capacity for all commercial demonstration plants may not exceed 15,000 MW.

Technology	Pollutant	Equivalent electrical capacity (MW electrical output)
Solid solvent refined coal (SCR I)	SO ₂	6,000–10,000
Fluidized bed combustion (atmospheric)	SO ₂	400–3,000
Fluidized bed combustion (pressurized)	SO ₂	400–1,200
Coal liquification	NO _x	750–10,000
Total allowable for all technologies		15,000

§ 60.48Da Compliance provisions.

(a) Compliance with the PM emission limitation under §60.42Da(a)(1) constitutes compliance with the percent reduction requirements for PM under §60.42Da(a)(2) and (3).

(b) Compliance with the NO_x emission limitation under §60.44Da(a)(1) constitutes compliance with the percent reduction requirements under §60.44Da(a)(2).

(c) The PM emission standards under §60.42Da, the NO_x emission standards under §60.44Da, and the Hg emission standards under §60.45Da apply at all times except during periods of startup, shutdown, or malfunction.

(d) During emergency conditions in the principal company, an affected facility with a malfunctioning flue gas desulfurization system may be operated if SO₂ emissions are minimized by:

(1) Operating all operable flue gas desulfurization system modules, and bringing back into operation any malfunctioned module as soon as repairs are completed,

(2) Bypassing flue gases around only those flue gas desulfurization system modules that have been taken out of operation because they were incapable of any SO₂ emission reduction or which would have suffered significant physical damage if they had remained in operation, and

(3) Designing, constructing, and operating a spare flue gas desulfurization system module for an affected facility larger than 365 MW (1,250 MMBtu/hr) heat input (approximately 125 MW electrical output capacity). The Administrator may at his discretion require the owner or operator within 60 days of notification to demonstrate spare module capability. To demonstrate this capability, the owner or operator must demonstrate compliance with the appropriate requirements under paragraph under §60.43Da(a), (b), (d), (e), and (h) for any period of operation lasting from 24 hours to 30 days when:

(i) Any one flue gas desulfurization module is not operated,

(ii) The affected facility is operating at the maximum heat input rate,

(iii) The fuel fired during the 24-hour to 30-day period is representative of the type and average sulfur content of fuel used over a typical 30-day period, and

(iv) The owner or operator has given the Administrator at least 30 days notice of the date and period of time over which the demonstration will be performed.

(e) After the initial performance test required under §60.8, compliance with the SO₂ emission limitations and percentage reduction requirements under §60.43Da and the NO_x emission limitations under §60.44Da is based on the average emission rate for 30 successive boiler operating days. A separate performance test is completed at the end of each boiler operating day after the initial performance test, and a new 30 day average emission rate for both SO₂ and NO_x and a new percent reduction for SO₂ are calculated to show compliance with the standards.

Appendix C: 40 CFR Part 60, Subpart Da

(f) For the initial performance test required under §60.8, compliance with the SO₂ emission limitations and percent reduction requirements under §60.43Da and the NO_x emission limitation under §60.44Da is based on the average emission rates for SO₂, NO_x, and percent reduction for SO₂ for the first 30 successive boiler operating days. The initial performance test is the only test in which at least 30 days prior notice is required unless otherwise specified by the Administrator. The initial performance test is to be scheduled so that the first boiler operating day of the 30 successive boiler operating days is completed within 60 days after achieving the maximum production rate at which the affected facility will be operated, but not later than 180 days after initial startup of the facility.

(g) The owner or operator of an affected facility subject to emission limitations in this subpart shall determine compliance as follows:

(1) Compliance with applicable 30-day rolling average SO₂ and NO_x emission limitations is determined by calculating the arithmetic average of all hourly emission rates for SO₂ and NO_x for the 30 successive boiler operating days, except for data obtained during startup, shutdown, malfunction (NO_x only), or emergency conditions (SO₂ only).

(2) Compliance with applicable SO₂ percentage reduction requirements is determined based on the average inlet and outlet SO₂ emission rates for the 30 successive boiler operating days.

(3) Compliance with applicable daily average PM emission limitations is determined by calculating the arithmetic average of all hourly emission rates for PM each boiler operating day, except for data obtained during startup, shutdown, and malfunction. Averages are only calculated for boiler operating days that have valid data for at least 18 hours of unit operation during which the standard applies. Instead, all of the valid hourly emission rates of the operating day(s) not meeting the minimum 18 hours valid data daily average requirement are averaged with all of the valid hourly emission rates of the next boiler operating day with 18 hours or more of valid PM CEMS data to determine compliance.

(h) If an owner or operator has not obtained the minimum quantity of emission data as required under §60.49Da of this subpart, compliance of the affected facility with the emission requirements under §§60.43Da and 60.44Da of this subpart for the day on which the 30-day period ends may be determined by the Administrator by following the applicable procedures in section 7 of Method 19 of appendix A of this part.

(i) *Compliance provisions for sources subject to §60.44Da(d)(1), (e)(1), (e)(2)(i), (e)(3)(i), or (f).* The owner or operator of an affected facility subject to §60.44Da(d)(1), (e)(1), (e)(2)(i), (e)(3)(i), or (f) shall calculate NO_x emissions as 1.194×10^{-7} lb/scf-ppm times the average hourly NO_x output concentration in ppm (measured according to the provisions of §60.49Da(c)), times the average hourly flow rate (measured in scfh, according to the provisions of §60.49Da(l) or §60.49Da(m)), divided by the average hourly gross energy output (measured according to the provisions of §60.49Da(k)). Alternatively, for oil-fired and gas-fired units, NO_x emissions may be calculated by multiplying the hourly NO_x emission rate in lb/MMBtu (measured by the CEMS required under §§60.49Da(c) and (d)), by the hourly heat input rate (measured according to the provisions of §60.49Da(n)), and dividing the result by the average gross energy output (measured according to the provisions of §60.49Da(k)).

(j) *Compliance provisions for duct burners subject to §60.44Da(a)(1).* To determine compliance with the emissions limits for NO_x required by §60.44Da(a) for duct burners used in combined cycle systems, either of the procedures described in paragraph (j)(1) or (2) of this section may be used:

(1) The owner or operator of an affected duct burner shall conduct the performance test required under §60.8 using the appropriate methods in appendix A of this part. Compliance with the emissions limits under §60.44Da(a)(1) is determined on the average of three (nominal 1-hour) runs for the initial and subsequent performance tests. During the performance test, one sampling site shall be located in the exhaust of the turbine prior to the duct burner. A second sampling site shall be located at the outlet from the heat recovery steam generating unit. Measurements shall be taken at both sampling sites during the performance test; or

(2) The owner or operator of an affected duct burner may elect to determine compliance by using the CEMS specified under §60.49Da for measuring NO_x and oxygen (O₂) (or carbon dioxide (CO₂)) and meet the requirements of §60.49Da. Alternatively, data from a NO_x emission rate (i.e., NO_x-diluent) CEMS certified according to the provisions of §75.20(c) of this chapter and appendix A to part 75 of this chapter, and meeting the quality assurance requirements of §75.21 of this chapter and appendix B to part 75 of this chapter, may be used, with the following caveats. Data used to meet the requirements of §60.51Da shall not include substitute data values derived from the missing data procedures in subpart D of part 75 of this chapter, nor shall the data have been bias adjusted according to the procedures of part 75 of this chapter. The sampling site shall be located at the outlet from the steam generating unit. The

Appendix C: 40 CFR Part 60, Subpart Da

NO_x emission rate at the outlet from the steam generating unit shall constitute the NO_x emission rate from the duct burner of the combined cycle system.

(k) *Compliance provisions for duct burners subject to §60.44Da(d)(1) or (e)(1).* To determine compliance with the emission limitation for NO_x required by §60.44Da(d)(1) or (e)(1) for duct burners used in combined cycle systems, either of the procedures described in paragraphs (k)(1) and (2) of this section may be used:

(1) The owner or operator of an affected duct burner used in combined cycle systems shall determine compliance with the applicable NO_x emission limitation in §60.44Da(d)(1) or (e)(1) as follows:

(i) The emission rate (E) of NO_x shall be computed using Equation 2 in this section:

$$E = \frac{(C_{te} \times Q_{te}) - (C_{sg} \times Q_{sg})}{(O_{sg} \times h)} \quad (\text{Eq. 2})$$

Where:

E = Emission rate of NO_x from the duct burner, ng/J (lb/MWh) gross output;

C_{sg} = Average hourly concentration of NO_x exiting the steam generating unit, ng/dscm (lb/dscf);

C_{te} = Average hourly concentration of NO_x in the turbine exhaust upstream from duct burner, ng/dscm (lb/dscf);

Q_{sg} = Average hourly volumetric flow rate of exhaust gas from steam generating unit, dscm/hr (dscf/hr);

Q_{te} = Average hourly volumetric flow rate of exhaust gas from combustion turbine, dscm/hr (dscf/hr);

O_{sg} = Average hourly gross energy output from steam generating unit, J (MWh); and

h = Average hourly fraction of the total heat input to the steam generating unit derived from the combustion of fuel in the affected duct burner.

(ii) Method 7E of appendix A of this part shall be used to determine the NO_x concentrations (C_{sg} and C_{te}). Method 2, 2F or 2G of appendix A of this part, as appropriate, shall be used to determine the volumetric flow rates (Q_{sg} and Q_{te}) of the exhaust gases. The volumetric flow rate measurements shall be taken at the same time as the concentration measurements.

(iii) The owner or operator shall develop, demonstrate, and provide information satisfactory to the Administrator to determine the average hourly gross energy output from the steam generating unit, and the average hourly percentage of the total heat input to the steam generating unit derived from the combustion of fuel in the affected duct burner.

(iv) Compliance with the applicable NO_x emission limitation in §60.44Da(d)(1) or (e)(1) is determined by the three-run average (nominal 1-hour runs) for the initial and subsequent performance tests.

(2) The owner or operator of an affected duct burner used in a combined cycle system may elect to determine compliance with the applicable NO_x emission limitation in §60.44Da(d)(1) or (e)(1) on a 30-day rolling average basis as indicated in paragraphs (k)(2)(i) through (iv) of this section.

(i) The emission rate (E) of NO_x shall be computed using Equation 3 in this section:

$$E = \frac{(C_{sg} \times Q_{sg})}{O_{cc}} \quad (\text{Eq. 3})$$

Where:

E = Emission rate of NO_x from the duct burner, ng/J (lb/MWh) gross output;

C_{sg} = Average hourly concentration of NO_x exiting the steam generating unit, ng/dscm (lb/dscf);

Q_{sg} = Average hourly volumetric flow rate of exhaust gas from steam generating unit, dscm/hr (dscf/hr); and

O_{cc} = Average hourly gross energy output from entire combined cycle unit, J (MWh).

(ii) The CEMS specified under §60.49Da for measuring NO_x and O₂ (or CO₂) shall be used to determine the average hourly NO_x concentrations (C_{sg}). The continuous flow monitoring system specified in §60.49Da(l) or §60.49Da(m) shall be used to determine the volumetric flow rate (Q_{sg}) of the exhaust gas. If the option to use the flow monitoring system in §60.49Da(m) is selected, the flow rate data used to meet the requirements of §60.51Da shall not include substitute data values derived from the missing data procedures in subpart D of part 75 of this chapter, nor shall the data have been bias adjusted according to the procedures of part 75 of this chapter. The sampling site shall be located at the outlet from the steam generating unit.

(iii) The continuous monitoring system specified under §60.49Da(k) for measuring and determining gross energy output shall be used to determine the average hourly gross energy output from the entire combined cycle unit (O_{cc}), which is the combined output from the combustion turbine and the steam generating unit.

(iv) The owner or operator may, in lieu of installing, operating, and recording data from the continuous flow monitoring system specified in §60.49Da(l), determine the mass rate (lb/hr) of NO_x emissions by installing, operating, and maintaining continuous fuel flowmeters following the appropriate measurements procedures specified in appendix D of part 75 of this chapter. If this compliance option is selected, the emission rate (E) of NO_x shall be computed using Equation 4 in this section:

$$E = \frac{(ER_{sg} \times H_{cc})}{O_{cc}} \quad (\text{Eq. 4})$$

Where:

E = Emission rate of NO_x from the duct burner, ng/J (lb/MWh) gross output;

ER_{sg} = Average hourly emission rate of NO_x exiting the steam generating unit heat input calculated using appropriate F factor as described in Method 19 of appendix A of this part, ng/J (lb/MMBtu);

H_{cc} = Average hourly heat input rate of entire combined cycle unit, J/hr (MMBtu/hr); and

O_{cc} = Average hourly gross energy output from entire combined cycle unit, J (MWh).

(3) When an affected duct burner steam generating unit utilizes a common steam turbine with one or more affected duct burner steam generating units, the owner or operator shall either:

Appendix C: 40 CFR Part 60, Subpart Da

(i) Determine compliance with the applicable NO_x emissions limits by measuring the emissions combined with the emissions from the other unit(s) utilizing the common steam turbine; or

(ii) Develop, demonstrate, and provide information satisfactory to the Administrator on methods for apportioning the combined gross energy output from the steam turbine for each of the affected duct burners. The Administrator may approve such demonstrated substitute methods for apportioning the combined gross energy output measured at the steam turbine whenever the demonstration ensures accurate estimation of emissions regulated under this part.

(l) *Compliance provisions for sources subject to §60.45Da.* The owner or operator of an affected facility subject to §60.45Da (new sources constructed or reconstructed after January 30, 2004) shall calculate the Hg emission rate (lb/MWh) for each calendar month of the year, using hourly Hg concentrations measured according to the provisions of §60.49Da(p) in conjunction with hourly stack gas volumetric flow rates measured according to the provisions of §60.49Da(l) or (m), and hourly gross electrical outputs, determined according to the provisions in §60.49Da(k). Compliance with the applicable standard under §60.45Da is determined on a 12-month rolling average basis.

(m) *Compliance provisions for sources subject to §60.43Da(i)(1)(i), (i)(2)(i), (i)(3)(i), (j)(1)(i), (j)(2)(i), or (j)(3)(i).* The owner or operator of an affected facility subject to §60.43Da(i)(1)(i), (i)(2)(i), (i)(3)(i), (j)(1)(i), (j)(2)(i), or (j)(3)(i) shall calculate SO₂ emissions as 1.660×10^{-7} lb/scf-ppm times the average hourly SO₂ output concentration in ppm (measured according to the provisions of §60.49Da(b)), times the average hourly flow rate (measured according to the provisions of §60.49Da(l) or §60.49Da(m)), divided by the average hourly gross energy output (measured according to the provisions of §60.49Da(k)). Alternatively, for oil-fired and gas-fired units, SO₂ emissions may be calculated by multiplying the hourly SO₂ emission rate (in lb/MMBtu), measured by the CEMS required under §60.49Da, by the hourly heat input rate (measured according to the provisions of §60.49Da(n)), and dividing the result by the average gross energy output (measured according to the provisions of §60.49Da(k)).

(n) *Compliance provisions for sources subject to §60.42Da(c)(1).* The owner or operator of an affected facility subject to §60.42Da(c)(1) shall calculate PM emissions by multiplying the average hourly PM output concentration (measured according to the provisions of §60.49Da(t)), by the average hourly flow rate (measured according to the provisions of §60.49Da(l) or §60.49Da(m)), and divided by the average hourly gross energy output (measured according to the provisions of §60.49Da(k)). Compliance with the emission limit is determined by calculating the arithmetic average of the hourly emission rates computed for each boiler operating day.

(o) *Compliance provisions for sources subject to §60.42Da(c)(2) or (d).* Except as provided for in paragraph (p) of this section, the owner or operator of an affected facility for which construction, reconstruction, or modification commenced after February 28, 2005, shall demonstrate compliance with each applicable emission limit according to the requirements in paragraphs (o)(1) through (o)(5) of this section.

(1) You must conduct a performance test to demonstrate initial compliance with the applicable PM emissions limit in §60.42Da(c)(2) or (d) by the applicable date specified in §60.8(a). Thereafter, you must conduct each subsequent performance test within 12 calendar months following the date the previous performance test was required to be conducted. You must conduct each performance test according to the requirements in §60.8 using the test methods and procedures in §60.50Da. The owner or operator of an affected facility that has not operated for 60 consecutive calendar days prior to the date that the subsequent performance test would have been required had the unit been operating is not required to perform the subsequent performance test until 30 calendar days after the next boiler operating day. Requests for additional 30 day extensions shall be granted by the relevant air division or office director of the appropriate Regional Office of the U.S. EPA.

(2) You must monitor the performance of each electrostatic precipitator or fabric filter (baghouse) operated to comply with the applicable PM emissions limit in §60.42Da(c)(2) or (d) using a continuous opacity monitoring system (COMS) according to the requirements in paragraphs (o)(2)(i) through (vi) unless you elect to comply with one of the alternatives provided in paragraphs (o)(3) and (o)(4) of this section, as applicable to your control device.

(i) Each COMS must meet Performance Specification 1 in 40 CFR part 60, appendix B.

(ii) You must comply with the quality assurance requirements in paragraphs (o)(2)(iii)(A) through (E) of this section.

(A) You must automatically (intrinsic to the opacity monitor) check the zero and upscale (span) calibration drifts at least once daily. For a particular COMS, the acceptable range of zero and upscale calibration materials is as defined in the applicable version of Performance Specification 1 in 40 CFR part 60, appendix B.

Appendix C: 40 CFR Part 60, Subpart Da

(B) You must adjust the zero and span whenever the 24-hour zero drift or 24-hour span drift exceeds 4 percent opacity. The COMS must allow for the amount of excess zero and span drift measured at the 24-hour interval checks to be recorded and quantified. The optical surfaces exposed to the effluent gases must be cleaned prior to performing the zero and span drift adjustments, except for systems using automatic zero adjustments. For systems using automatic zero adjustments, the optical surfaces must be cleaned when the cumulative automatic zero compensation exceeds 4 percent opacity.

(C) You must apply a method for producing a simulated zero opacity condition and an upscale (span) opacity condition using a certified neutral density filter or other related technique to produce a known obscuration of the light beam. All procedures applied must provide a system check of the analyzer internal optical surfaces and all electronic circuitry including the lamp and photodetector assembly.

(D) Except during periods of system breakdowns, repairs, calibration checks, and zero and span adjustments, the COMS must be in continuous operation and must complete a minimum of one cycle of sampling and analyzing for each successive 10 second period and one cycle of data recording for each successive 6-minute period.

(E) You must reduce all data from the COMS to 6-minute averages. Six-minute opacity averages must be calculated from 36 or more data points equally spaced over each 6-minute period. Data recorded during periods of system breakdowns, repairs, calibration checks, and zero and span adjustments must not be included in the data averages. An arithmetic or integrated average of all data may be used.

(iii) During each performance test conducted according to paragraph (o)(1) of this section, you must establish an opacity baseline level. The value of the opacity baseline level is determined by averaging all of the 6-minute average opacity values (reported to the nearest 0.1 percent opacity) from the COMS measurements recorded during each of the test run intervals conducted for the performance test, and then adding 2.5 percent opacity to your calculated average opacity value for all of the test runs. If your opacity baseline level is less than 5.0 percent, then the opacity baseline level is set at 5.0 percent.

(iv) You must evaluate the preceding 24-hour average opacity level measured by the COMS each boiler operating day excluding periods of affected facility startup, shutdown, or malfunction. If the measured 24-hour average opacity emission level is greater than the baseline opacity level determined in paragraph (o)(2)(iii) of this section, you must initiate investigation of the relevant equipment and control systems within 24 hours of the first discovery of the high opacity incident and take the appropriate corrective action as soon as practicable to adjust control settings or repair equipment to reduce the measured 24-hour average opacity to a level below the baseline opacity level. In cases when a wet scrubber is used in combination with another PM control device that serves as the primary PM control device, the wet scrubber must be maintained and operated.

(v) You must record the opacity measurements, calculations performed, and any corrective actions taken. The record of corrective action taken must include the date and time during which the measured 24-hour average opacity was greater than baseline opacity level, and the date, time, and description of the corrective action.

(vi) If the measured 24-hour average opacity for your affected facility remains at a level greater than the opacity baseline level after 7 boiler operating days, then you must conduct a new PM performance test according to paragraph (o)(1) of this section and establish a new opacity baseline value according to paragraph (o)(2) of this section. This new performance test must be conducted within 60 days of the date that the measured 24-hour average opacity was first determined to exceed the baseline opacity level unless a waiver is granted by the permitting authority.

(3) As an alternative to complying with the requirements of paragraph (o)(2) of this section, an owner or operator may elect to monitor the performance of an electrostatic precipitator (ESP) operated to comply with the applicable PM emissions limit in §60.42Da(c)(2) or (d) using an ESP predictive model developed in accordance with the requirements in paragraphs (o)(3)(i) through (v) of this section.

(i) You must calibrate the ESP predictive model with each PM control device used to comply with the applicable PM emissions limit in §60.42Da(c)(2) or (d) operating under normal conditions. In cases when a wet scrubber is used in combination with an ESP to comply with the PM emissions limit, the wet scrubber must be maintained and operated.

(ii) You must develop a site-specific monitoring plan that includes a description of the ESP predictive model used, the model input parameters, and the procedures and criteria for establishing monitoring parameter baseline levels indicative of compliance with the PM emissions limit. You must submit the site-specific monitoring plan for approval by the permitting authority. For reference purposes in preparing the monitoring plan, see the OAQPS "Compliance Assurance Monitoring (CAM) Protocol for an Electrostatic Precipitator (ESP) Controlling Particulate Matter (PM) Emissions from a Coal-Fired Boiler." This document is available from the U.S. Environmental Protection Agency (U.S. EPA); Office of Air Quality Planning and Standards; Sector Policies and Programs Division; Measurement Policy Group (D243-02), Research Triangle Park, NC 27711. This document is also available on the Technology Transfer Network (TTN) under Emission Measurement Center Continuous Emission Monitoring.

- (iii) You must run the ESP predictive model using the applicable input data each boiler operating day and evaluate the model output for the preceding boiler operating day excluding periods of affected facility startup, shutdown, or malfunction. If the values for one or more of the model parameters exceed the applicable baseline levels determined according to your approved site-specific monitoring plan, you must initiate investigation of the relevant equipment and control systems within 24 hours of the first discovery of a model parameter deviation and, take the appropriate corrective action as soon as practicable to adjust control settings or repair equipment to return the model output to within the applicable baseline levels.
- (iv) You must record the ESP predictive model inputs and outputs and any corrective actions taken. The record of corrective action taken must include the date and time during which the model output values exceeded the applicable baseline levels, and the date, time, and description of the corrective action.
- (v) If after 7 consecutive days a model parameter continues to exceed the applicable baseline level, then you must conduct a new PM performance test according to paragraph (o)(1) of this section. This new performance test must be conducted within 60 calendar days of the date that the model parameter was first determined to exceed its baseline level unless a waiver is granted by the permitting authority.
- (4) As an alternative to complying with the requirements of paragraph (o)(2) of this section, an owner or operator may elect to monitor the performance of a fabric filter (baghouse) operated to comply with the applicable PM emissions limit in §60.42Da(c)(2) or (d) by using a bag leak detection system according to the requirements in paragraphs (o)(4)(i) through (v) of this section.
- (i) Each bag leak detection system must meet the specifications and requirements in paragraphs (o)(4)(i)(A) through (H) of this section.
- (A) The bag leak detection system must be certified by the manufacturer to be capable of detecting PM emissions at concentrations of 1 milligram per actual cubic meter (0.00044 grains per actual cubic foot) or less.
- (B) The bag leak detection system sensor must provide output of relative PM loadings. The owner or operator must continuously record the output from the bag leak detection system using electronic or other means (e.g. , using a strip chart recorder or a data logger.)
- (C) The bag leak detection system must be equipped with an alarm system that will react when the system detects an increase in relative particulate loading over the alarm set point established according to paragraph (o)(4)(i)(D) of this section, and the alarm must be located such that it can be noticed by the appropriate plant personnel.
- (D) In the initial adjustment of the bag leak detection system, you must establish, at a minimum, the baseline output by adjusting the sensitivity (range) and the averaging period of the device, the alarm set points, and the alarm delay time.
- (E) Following initial adjustment, you must not adjust the averaging period, alarm set point, or alarm delay time without approval from the permitting authority except as provided in paragraph (d)(1)(vi) of this section.
- (F) Once per quarter, you may adjust the sensitivity of the bag leak detection system to account for seasonal effects, including temperature and humidity, according to the procedures identified in the site-specific monitoring plan required by paragraph (o)(4)(ii) of this section.
- (G) You must install the bag leak detection sensor downstream of the fabric filter and upstream of any wet scrubber.
- (H) Where multiple detectors are required, the system's instrumentation and alarm may be shared among detectors.
- (ii) You must develop and submit to the permitting authority for approval a site-specific monitoring plan for each bag leak detection system. You must operate and maintain the bag leak detection system according to the site-specific monitoring plan at all times. Each monitoring plan must describe the items in paragraphs (o)(4)(ii)(A) through (F) of this section.
- (A) Installation of the bag leak detection system;
- (B) Initial and periodic adjustment of the bag leak detection system, including how the alarm set-point will be established;
- (C) Operation of the bag leak detection system, including quality assurance procedures;

Appendix C: 40 CFR Part 60, Subpart Da

(D) How the bag leak detection system will be maintained, including a routine maintenance schedule and spare parts inventory list;

(E) How the bag leak detection system output will be recorded and stored; and

(F) Corrective action procedures as specified in paragraph (o)(4)(iii) of this section. In approving the site-specific monitoring plan, the permitting authority may allow owners and operators more than 3 hours to alleviate a specific condition that causes an alarm if the owner or operator identifies in the monitoring plan this specific condition as one that could lead to an alarm, adequately explains why it is not feasible to alleviate this condition within 3 hours of the time the alarm occurs, and demonstrates that the requested time will ensure alleviation of this condition as expeditiously as practicable.

(iii) For each bag leak detection system, you must initiate procedures to determine the cause of every alarm within 1 hour of the alarm. Except as provided in paragraph (o)(4)(ii)(F) of this section, you must alleviate the cause of the alarm within 3 hours of the alarm by taking whatever corrective action(s) are necessary. Corrective actions may include, but are not limited to the following:

(A) Inspecting the fabric filter for air leaks, torn or broken bags or filter media, or any other condition that may cause an increase in particulate emissions;

(B) Sealing off defective bags or filter media;

(C) Replacing defective bags or filter media or otherwise repairing the control device;

(D) Sealing off a defective fabric filter compartment;

(E) Cleaning the bag leak detection system probe or otherwise repairing the bag leak detection system; or

(F) Shutting down the process producing the particulate emissions.

(iv) You must maintain records of the information specified in paragraphs (o)(4)(iv)(A) through (C) of this section for each bag leak detection system.

(A) Records of the bag leak detection system output;

(B) Records of bag leak detection system adjustments, including the date and time of the adjustment, the initial bag leak detection system settings, and the final bag leak detection system settings; and

(C) The date and time of all bag leak detection system alarms, the time that procedures to determine the cause of the alarm were initiated, if procedures were initiated within 1 hour of the alarm, the cause of the alarm, an explanation of the actions taken, the date and time the cause of the alarm was alleviated, and if the alarm was alleviated within 3 hours of the alarm.

(v) If after any period composed of 30 boiler operating days during which the alarm rate exceeds 5 percent of the process operating time (excluding control device or process startup, shutdown, and malfunction), then you must conduct a new PM performance test according to paragraph (o)(1) of this section. This new performance test must be conducted within 60 calendar days of the date that the alarm rate was first determined to exceed 5 percent limit unless a waiver is granted by the permitting authority.

(5) An owner or operator of a modified affected facility electing to meet the emission limitations in §60.42Da(d) shall determine the percent reduction in PM by using the emission rate for PM determined by the performance test conducted according to the requirements in paragraph (o)(1) of this section and the ash content on a mass basis of the fuel burned during each performance test run as determined by analysis of the fuel as fired.

(p) As an alternative to meeting the compliance provisions specified in paragraph (o) of this section, an owner or operator may elect to install, evaluate, maintain, and operate a CEMS measuring PM emissions discharged from the affected facility to the atmosphere and record the output of the system as specified in paragraphs (p)(1) through (p)(8) of this section.

(1) The owner or operator shall submit a written notification to the Administrator of intent to demonstrate compliance with this subpart by using a CEMS measuring PM. This notification shall be sent at least 30 calendar days before the initial startup of the monitor for compliance determination purposes. The owner or operator may discontinue operation of the monitor and instead return to demonstration of compliance with this subpart according to the requirements in paragraph (o) of this section by submitting written notification to the Administrator of such intent at least 30 calendar days before shutdown of the monitor

Appendix C: 40 CFR Part 60, Subpart Da

for compliance determination purposes.

(2) Each CEMS shall be installed, evaluated, operated, and maintained according to the requirements in §60.49Da(v).

(3) The initial performance evaluation shall be completed no later than 180 days after the date of initial startup of the affected facility, as specified under §60.8 of subpart A of this part or within 180 days of the date of notification to the Administrator required under paragraph (p)(1) of this section, whichever is later.

(4) Compliance with the applicable emissions limit shall be determined based on the 24-hour daily (block) average of the hourly arithmetic average emissions concentrations using the continuous monitoring system outlet data. The 24-hour block arithmetic average emission concentration shall be calculated using EPA Reference Method 19 of appendix A of this part, section 4.1.

(5) At a minimum, valid CEMS hourly averages shall be obtained for 75 percent of all operating hours on a 30-day rolling average basis. Beginning on January 1, 2012, valid CEMS hourly averages shall be obtained for 90 percent of all operating hours on a 30-day rolling average basis.

(i) At least two data points per hour shall be used to calculate each 1-hour arithmetic average.

(ii) [Reserved]

(6) The 1-hour arithmetic averages required shall be expressed in ng/J, MMBtu/hr, or lb/MWh and shall be used to calculate the boiler operating day daily arithmetic average emission concentrations. The 1-hour arithmetic averages shall be calculated using the data points required under §60.13(e)(2) of subpart A of this part.

(7) All valid CEMS data shall be used in calculating average emission concentrations even if the minimum CEMS data requirements of paragraph (j)(5) of this section are not met.

(8) When PM emissions data are not obtained because of CEMS breakdowns, repairs, calibration checks, and zero and span adjustments, emissions data shall be obtained by using other monitoring systems as approved by the Administrator or EPA Reference Method 19 of appendix A of this part to provide, as necessary, valid emissions data for a minimum of 90 percent (only 75 percent is required prior to January 1, 2012) of all operating hours per 30-day rolling average.

(q) *Compliance provisions for sources subject to §60.42Da(b)*. An owner or operator of an affected facility subject to the opacity standard in §60.42Da(b) shall monitor the opacity of emissions discharged from the affected facility to the atmosphere according to the requirements in §60.49Da(a), as applicable to the affected facility.

[72 FR 32722, June 13, 2007, as amended at 74 FR 5079, Jan. 28, 2009]

§ 60.49Da Emission monitoring.

(a) An owner or operator of an affected facility subject to the opacity standard in §60.42Da(b) shall monitor the opacity of emissions discharged from the affected facility to the atmosphere according to the applicable requirements in paragraphs (a)(1) through (3) of this section.

(1) Except as provided for in paragraph (a)(2) of this section, the owner or operator of an affected facility, shall install, calibrate, maintain, and operate a COMS, and record the output of the system, for measuring the opacity of emissions discharged to the atmosphere. If opacity interference due to water droplets exists in the stack (for example, from the use of an FGD system), the opacity is monitored upstream of the interference (at the inlet to the FGD system). If opacity interference is experienced at all locations (both at the inlet and outlet of the SO₂ control system), alternate parameters indicative of the PM control system's performance and/or good combustion are monitored (subject to the approval of the Administrator).

(2) As an alternative to the monitoring requirements in paragraph (a)(1) of this section, an owner or operator of an affected facility that meets the conditions in either paragraph (a)(2)(i), (ii), or (iii) of this section may elect to monitor opacity as specified in paragraph (a)(3) of this section.

(i) The affected facility uses a fabric filter (baghouse) to meet the standards in §60.42Da and a bag leak detection system is installed and operated according to the requirements in paragraphs §60.48Da(o)(4) (i) through (v);

Appendix C: 40 CFR Part 60, Subpart Da

(ii) The affected facility burns only gaseous or liquid fuels (excluding residual oil) with potential SO₂ emissions rates of 26 ng/J (0.060 lb/MMBtu) or less, and does not use a post-combustion technology to reduce emissions of SO₂ or PM; or

(iii) The affected facility meets all of the conditions specified in paragraphs (a)(2)(iii)(A) through (C) of this section.

(A) No post-combustion technology (except a wet scrubber) is used for reducing PM, SO₂, or carbon monoxide (CO) emissions;

(B) Only natural gas, gaseous fuels, or fuel oils that contain less than or equal to 0.30 weight percent sulfur are burned; and

(C) Emissions of CO discharged to the atmosphere are maintained at levels less than or equal to 1.4 lb/MWh on a boiler operating day average basis as demonstrated by the use of a CEMS measuring CO emissions according to the procedures specified in paragraph (u) of this section.

(3) The owner or operators of an affected facility that meets the conditions in paragraph (a)(2) of this section may, as an alternative to COMS, elect to monitor visible emissions using the applicable procedures specified in paragraphs (a)(3)(i) through (iv) of this section.

(i) The owner or operator shall conduct a performance test using Method 9 of appendix A-4 of this part and the procedures in §60.11. If during the initial 60 minutes of the observation all the 6-minute averages are less than 10 percent and all the individual 15-second observations are less than or equal to 20 percent, then the observation period may be reduced from 3 hours to 60 minutes.

(ii) Except as provided in paragraph (a)(3)(iii) or (iv) of this section, the owner or operator shall conduct subsequent Method 9 of appendix A-4 of this part performance tests using the procedures in paragraph (a)(3)(i) of this section according to the applicable schedule in paragraphs (a)(3)(ii)(A) through (a)(3)(ii)(D) of this section, as determined by the most recent Method 9 of appendix A-4 of this part performance test results.

(A) If no visible emissions are observed, a subsequent Method 9 of appendix A-4 of this part performance test must be completed within 12 calendar months from the date that the most recent performance test was conducted;

(B) If visible emissions are observed but the maximum 6-minute average opacity is less than or equal to 5 percent, a subsequent Method 9 of appendix A-4 of this part performance test must be completed within 6 calendar months from the date that the most recent performance test was conducted;

(C) If the maximum 6-minute average opacity is greater than 5 percent but less than or equal to 10 percent, a subsequent Method 9 of appendix A-4 of this part performance test must be completed within 3 calendar months from the date that the most recent performance test was conducted; or

(D) If the maximum 6-minute average opacity is greater than 10 percent, a subsequent Method 9 of appendix A-4 of this part performance test must be completed within 30 calendar days from the date that the most recent performance test was conducted.

(iii) If the maximum 6-minute opacity is less than 10 percent during the most recent Method 9 of appendix A-4 of this part performance test, the owner or operator may, as an alternative to performing subsequent Method 9 of appendix A-4 of this part performance tests, elect to perform subsequent monitoring using Method 22 of appendix A-7 of this part according to the procedures specified in paragraphs (a)(3)(iii)(A) and (B) of this section.

(A) The owner or operator shall conduct 10 minute observations (during normal operation) each operating day the affected facility fires fuel for which an opacity standard is applicable using Method 22 of appendix A-7 of this part and demonstrate that the sum of the occurrences of any visible emissions is not in excess of 5 percent of the observation period (i.e., 30 seconds per 10 minute period). If the sum of the occurrence of any visible emissions is greater than 30 seconds during the initial 10 minute observation, immediately conduct a 30 minute observation. If the sum of the occurrence of visible emissions is greater than 5 percent of the observation period (i.e., 90 seconds per 30 minute period) the owner or operator shall either document and adjust the operation of the facility and demonstrate within 24 hours that the sum of the occurrence of visible emissions is equal to or less than 5 percent during a 30 minute observation (i.e., 90 seconds) or conduct a new Method 9 of appendix A-4 of this part performance test using the procedures in paragraph (a)(3)(i) of this section within 30 calendar days according to the requirements in §60.50Da(b)(3).

(B) If no visible emissions are observed for 30 operating days during which an opacity standard is

Appendix C: 40 CFR Part 60, Subpart Da

applicable, observations can be reduced to once every 7 operating days during which an opacity standard is applicable. If any visible emissions are observed, daily observations shall be resumed.

(iv) If the maximum 6-minute opacity is less than 10 percent during the most recent Method 9 of appendix A-4 of this part performance test, the owner or operator may, as an alternative to performing subsequent Method 9 of appendix A-4 performance tests, elect to perform subsequent monitoring using a digital opacity compliance system according to a site-specific monitoring plan approved by the Administrator. The observations shall be similar, but not necessarily identical, to the requirements in paragraph (a)(3)(iii) of this section. For reference purposes in preparing the monitoring plan, see OAQPS "Determination of Visible Emission Opacity from Stationary Sources Using Computer-Based Photographic Analysis Systems." This document is available from the U.S. Environmental Protection Agency (U.S. EPA); Office of Air Quality and Planning Standards; Sector Policies and Programs Division; Measurement Policy Group (D243-02), Research Triangle Park, NC 27711. This document is also available on the Technology Transfer Network (TTN) under Emission Measurement Center Preliminary Methods.

(b) The owner or operator of an affected facility shall install, calibrate, maintain, and operate a CEMS, and record the output of the system, for measuring SO₂ emissions, except where natural gas is the only fuel combusted, as follows:

(1) Sulfur dioxide emissions are monitored at both the inlet and outlet of the SO₂ control device.

(2) For a facility that qualifies under the numerical limit provisions of §60.43Da(d), (i), (j), or (k) SO₂ emissions are only monitored as discharged to the atmosphere.

(3) An "as fired" fuel monitoring system (upstream of coal pulverizers) meeting the requirements of Method 19 of appendix A of this part may be used to determine potential SO₂ emissions in place of a continuous SO₂ emission monitor at the inlet to the SO₂ control device as required under paragraph (b) (1) of this section.

(4) If the owner or operator has installed and certified a SO₂ CEMS according to the requirements of §75.20(c)(1) of this chapter and appendix A to part 75 of this chapter, and is continuing to meet the ongoing quality assurance requirements of §75.21 of this chapter and appendix B to part 75 of this chapter, that CEMS may be used to meet the requirements of this section, provided that:

(i) A CO₂ or O₂ continuous monitoring system is installed, calibrated, maintained and operated at the same location, according to paragraph (d) of this section; and

(ii) For sources subject to an SO₂ emission limit in lb/MMBtu under §60.43Da:

(A) When relative accuracy testing is conducted, SO₂ concentration data and CO₂ (or O₂) data are collected simultaneously; and

(B) In addition to meeting the applicable SO₂ and CO₂ (or O₂) relative accuracy specifications in Figure 2 of appendix B to part 75 of this chapter, the relative accuracy (RA) standard in section 13.2 of Performance Specification 2 in appendix B to this part is met when the RA is calculated on a lb/MMBtu basis; and

(iii) The reporting requirements of §60.51Da are met. The SO₂ and, if required, CO₂ (or O₂) data reported to meet the requirements of §60.51Da shall not include substitute data values derived from the missing data procedures in subpart D of part 75 of this chapter, nor shall the SO₂ data have been bias adjusted according to the procedures of part 75 of this chapter.

(c)(1) The owner or operator of an affected facility shall install, calibrate, maintain, and operate a CEMS, and record the output of the system, for measuring NO_x emissions discharged to the atmosphere; or

(2) If the owner or operator has installed a NO_x emission rate CEMS to meet the requirements of part 75 of this chapter and is continuing to meet the ongoing requirements of part 75 of this chapter, that CEMS may be used to meet the requirements of this section, except that the owner or operator shall also meet the requirements of §60.51Da. Data reported to meet the requirements of §60.51Da shall not include data substituted using the missing data procedures in subpart D of part 75 of this chapter, nor shall the data have been bias adjusted according to the procedures of part 75 of this chapter.

(d) The owner or operator of an affected facility not complying with an output based limit shall install, calibrate, maintain, and operate a CEMS, and record the output of the system, for measuring the O₂ or

Appendix C: 40 CFR Part 60, Subpart Da

carbon dioxide (CO₂) content of the flue gases at each location where SO₂ or NO_x emissions are monitored. For affected facilities subject to a lb/MMBtu SO₂ emission limit under §60.43Da, if the owner or operator has installed and certified a CO₂ or O₂ monitoring system according to §75.20(c) of this chapter and appendix A to part 75 of this chapter and the monitoring system continues to meet the applicable quality-assurance provisions of §75.21 of this chapter and appendix B to part 75 of this chapter, that CEMS may be used together with the part 75 SO₂ concentration monitoring system described in paragraph (b) of this section, to determine the SO₂ emission rate in lb/MMBtu. SO₂ data used to meet the requirements of §60.51Da shall not include substitute data values derived from the missing data procedures in subpart D of part 75 of this chapter, nor shall the data have been bias adjusted according to the procedures of part 75 of this chapter.

(e) The CEMS under paragraphs (b), (c), and (d) of this section are operated and data recorded during all periods of operation of the affected facility including periods of startup, shutdown, malfunction or emergency conditions, except for CEMS breakdowns, repairs, calibration checks, and zero and span adjustments.

(f)(1) For units that began construction, reconstruction, or modification on or before February 28, 2005, the owner or operator shall obtain emission data for at least 18 hours in at least 22 out of 30 successive boiler operating days. If this minimum data requirement cannot be met with CEMS, the owner or operator shall supplement emission data with other monitoring systems approved by the Administrator or the reference methods and procedures as described in paragraph (h) of this section.

(2) For units that began construction, reconstruction, or modification after February 28, 2005, the owner or operator shall obtain emission data for at least 90 percent of all operating hours for each 30 successive boiler operating days. If this minimum data requirement cannot be met with a CEMS, the owner or operator shall supplement emission data with other monitoring systems approved by the Administrator or the reference methods and procedures as described in paragraph (h) of this section.

(g) The 1-hour averages required under paragraph §60.13(h) are expressed in ng/J (lb/MMBtu) heat input and used to calculate the average emission rates under §60.48Da. The 1-hour averages are calculated using the data points required under §60.13(h)(2).

(h) When it becomes necessary to supplement CEMS data to meet the minimum data requirements in paragraph (f) of this section, the owner or operator shall use the reference methods and procedures as specified in this paragraph. Acceptable alternative methods and procedures are given in paragraph (j) of this section.

(1) Method 6 of appendix A of this part shall be used to determine the SO₂ concentration at the same location as the SO₂ monitor. Samples shall be taken at 60-minute intervals. The sampling time and sample volume for each sample shall be at least 20 minutes and 0.020 dscm (0.71 dscf). Each sample represents a 1-hour average.

(2) Method 7 of appendix A of this part shall be used to determine the NO_x concentration at the same location as the NO_x monitor. Samples shall be taken at 30-minute intervals. The arithmetic average of two consecutive samples represents a 1-hour average.

(3) The emission rate correction factor, integrated bag sampling and analysis procedure of Method 3B of appendix A of this part shall be used to determine the O₂ or CO₂ concentration at the same location as the O₂ or CO₂ monitor. Samples shall be taken for at least 30 minutes in each hour. Each sample represents a 1-hour average.

(4) The procedures in Method 19 of appendix A of this part shall be used to compute each 1-hour average concentration in ng/J (lb/MMBtu) heat input.

(i) The owner or operator shall use methods and procedures in this paragraph to conduct monitoring system performance evaluations under §60.13(c) and calibration checks under §60.13(d). Acceptable alternative methods and procedures are given in paragraph (j) of this section.

(1) Methods 3B, 6, and 7 of appendix A of this part shall be used to determine O₂, SO₂, and NO_x concentrations, respectively.

(2) SO₂ or NO_x(NO), as applicable, shall be used for preparing the calibration gas mixtures (in N₂, as applicable) under Performance Specification 2 of appendix B of this part.

(3) For affected facilities burning only fossil fuel, the span value for a COMS is between 60 and 80

Appendix C: 40 CFR Part 60, Subpart Da

percent. Span values for a CEMS measuring NO_x shall be determined using one of the following procedures:

(i) Except as provided under paragraph (i)(3)(ii) of this section, NO_x span values shall be determined as follows:

Fossil fuel	Span values for NO_x (ppm)
Gas	500.
Liquid	500.
Solid	1,000.
Combination	$500(x + y) + 1,000z$.

Where:

x = Fraction of total heat input derived from gaseous fossil fuel,

y = Fraction of total heat input derived from liquid fossil fuel, and

z = Fraction of total heat input derived from solid fossil fuel.

(ii) As an alternative to meeting the requirements of paragraph (i)(3)(i) of this section, the owner or operator of an affected facility may elect to use the NO_x span values determined according to section 2.1.2 in appendix A to part 75 of this chapter.

(4) All span values computed under paragraph (i)(3)(i) of this section for burning combinations of fossil fuels are rounded to the nearest 500 ppm. Span values computed under paragraph (i)(3)(ii) of this section shall be rounded off according to section 2.1.2 in appendix A to part 75 of this chapter.

(5) For affected facilities burning fossil fuel, alone or in combination with non-fossil fuel and determining span values under paragraph (i)(3)(i) of this section, the span value of the SO_2 CEMS at the inlet to the SO_2 control device is 125 percent of the maximum estimated hourly potential emissions of the fuel fired, and the outlet of the SO_2 control device is 50 percent of maximum estimated hourly potential emissions of the fuel fired. For affected facilities determining span values under paragraph (i)(3)(ii) of this section, SO_2 span values shall be determined according to section 2.1.1 in appendix A to part 75 of this chapter.

(j) The owner or operator may use the following as alternatives to the reference methods and procedures specified in this section:

(1) For Method 6 of appendix A of this part, Method 6A or 6B (whenever Methods 6 and 3 or 3B of appendix A of this part data are used) or 6C of appendix A of this part may be used. Each Method 6B of appendix A of this part sample obtained over 24 hours represents 24 1-hour averages. If Method 6A or 6B of appendix A of this part is used under paragraph (i) of this section, the conditions under §60.48Da(d)(1) apply; these conditions do not apply under paragraph (h) of this section.

(2) For Method 7 of appendix A of this part, Method 7A, 7C, 7D, or 7E of appendix A of this part may be used. If Method 7C, 7D, or 7E of appendix A of this part is used, the sampling time for each run shall be 1 hour.

(3) For Method 3 of appendix A of this part, Method 3A or 3B of appendix A of this part may be used if the sampling time is 1 hour.

(4) For Method 3B of appendix A of this part, Method 3A of appendix A of this part may be used.

(k) The procedures specified in paragraphs (k)(1) through (3) of this section shall be used to determine gross output for sources demonstrating compliance with the output-based standard under §60.42Da(c), 60.43Da(i), 60.43Da(j), 60.44Da(d)(1), and 60.44Da(e).

(1) The owner or operator of an affected facility with electricity generation shall install, calibrate,

Appendix C: 40 CFR Part 60, Subpart Da

maintain, and operate a wattmeter; measure gross electrical output in MWh on a continuous basis; and record the output of the monitor.

(2) The owner or operator of an affected facility with process steam generation shall install, calibrate, maintain, and operate meters for steam flow, temperature, and pressure; measure gross process steam output in joules per hour (or Btu per hour) on a continuous basis; and record the output of the monitor.

(3) For affected facilities generating process steam in combination with electrical generation, the gross energy output is determined from the gross electrical output measured in accordance with paragraph (k)(1) of this section plus 75 percent of the gross thermal output (measured relative to ISO conditions) of the process steam measured in accordance with paragraph (k)(2) of this section.

(l) The owner or operator of an affected facility demonstrating compliance with an output-based standard under §60.42Da, §60.43Da, §60.44Da, or §60.45Da shall install, certify, operate, and maintain a continuous flow monitoring system meeting the requirements of Performance Specification 6 of appendix B of this part and the CD assessment, RATA and reporting provisions of procedure 1 of appendix F of this part, and record the output of the system, for measuring the volumetric flow rate of exhaust gases discharged to the atmosphere; or

(m) Alternatively, data from a continuous flow monitoring system certified according to the requirements of §75.20(c) of this chapter and appendix A to part 75 of this chapter, and continuing to meet the applicable quality control and quality assurance requirements of §75.21 of this chapter and appendix B to part 75 of this chapter, may be used. Flow rate data reported to meet the requirements of §60.51Da shall not include substitute data values derived from the missing data procedures in subpart D of part 75 of this chapter, nor shall the data have been bias adjusted according to the procedures of part 75 of this chapter.

(n) Gas-fired and oil-fired units. The owner or operator of an affected unit that qualifies as a gas-fired or oil-fired unit, as defined in 40 CFR 72.2, may use, as an alternative to the requirements specified in either paragraph (l) or (m) of this section, a fuel flow monitoring system certified and operated according to the requirements of appendix D of part 75 of this chapter.

(o) The owner or operator of a duct burner, as described in §60.41Da, which is subject to the NO_x standards of §60.44Da(a)(1), (d)(1), or (e)(1) is not required to install or operate a CEMS to measure NO_x emissions; a wattmeter to measure gross electrical output; meters to measure steam flow, temperature, and pressure, and a continuous flow monitoring system to measure the flow of exhaust gases discharged to the atmosphere.

(p) The owner or operator of an affected facility demonstrating compliance with an Hg limit in §60.45Da shall install and operate a CEMS to measure and record the concentration of Hg in the exhaust gases from each stack according to the requirements in paragraphs (p)(1) through (p)(3) of this section. Alternatively, for an affected facility that is also subject to the requirements of subpart I of part 75 of this chapter, the owner or operator may install, certify, maintain, operate and quality-assure the data from a Hg CEMS according to §75.10 of this chapter and appendices A and B to part 75 of this chapter, in lieu of following the procedures in paragraphs (p)(1) through (p)(3) of this section.

(1) The owner or operator must install, operate, and maintain each CEMS according to Performance Specification 12A in appendix B to this part.

(2) The owner or operator must conduct a performance evaluation of each CEMS according to the requirements of §60.13 and Performance Specification 12A in appendix B to this part.

(3) The owner or operator must operate each CEMS according to the requirements in paragraphs (p)(3)(i) through (iv) of this section.

(i) As specified in §60.13(e)(2), each CEMS must complete a minimum of one cycle of operation (sampling, analyzing, and data recording) for each successive 15-minute period.

(ii) The owner or operator must reduce CEMS data as specified in §60.13(h).

(iii) The owner or operator shall use all valid data points collected during the hour to calculate the hourly average Hg concentration.

(iv) The owner or operator must record the results of each required certification and quality assurance test of the CEMS.

(4) Mercury CEMS data collection must conform to paragraphs (p)(4)(i) through (iv) of this section.

Appendix C: 40 CFR Part 60, Subpart Da

(i) For each calendar month in which the affected unit operates, valid hourly Hg concentration data, stack gas volumetric flow rate data, moisture data (if required), and electrical output data (i.e., valid data for all of these parameters) shall be obtained for at least 75 percent of the unit operating hours in the month.

(ii) Data reported to meet the requirements of this subpart shall not include hours of unit startup, shutdown, or malfunction. In addition, for an affected facility that is also subject to subpart I of part 75 of this chapter, data reported to meet the requirements of this subpart shall not include data substituted using the missing data procedures in subpart D of part 75 of this chapter, nor shall the data have been bias adjusted according to the procedures of part 75 of this chapter.

(iii) If valid data are obtained for less than 75 percent of the unit operating hours in a month, you must discard the data collected in that month and replace the data with the mean of the individual monthly emission rate values determined in the last 12 months. In the 12-month rolling average calculation, this substitute Hg emission rate shall be weighted according to the number of unit operating hours in the month for which the data capture requirement of §60.49Da(p)(4)(i) was not met.

(iv) Notwithstanding the requirements of paragraph (p)(4)(iii) of this section, if valid data are obtained for less than 75 percent of the unit operating hours in another month in that same 12-month rolling average cycle, discard the data collected in that month and replace the data with the highest individual monthly emission rate determined in the last 12 months. In the 12-month rolling average calculation, this substitute Hg emission rate shall be weighted according to the number of unit operating hours in the month for which the data capture requirement of §60.49Da(p)(4)(i) was not met.

(q) As an alternative to the CEMS required in paragraph (p) of this section, the owner or operator may use a sorbent trap monitoring system (as defined in §72.2 of this chapter) to monitor Hg concentration, according to the procedures described in §75.15 of this chapter and appendix K to part 75 of this chapter.

(r) For Hg CEMS that measure Hg concentration on a dry basis or for sorbent trap monitoring systems, the emissions data must be corrected for the stack gas moisture content. A certified continuous moisture monitoring system that meets the requirements of §75.11(b) of this chapter is acceptable for this purpose. Alternatively, the appropriate default moisture value, as specified in §75.11(b) or §75.12(b) of this chapter, may be used.

(s) The owner or operator shall prepare and submit to the Administrator for approval a unit-specific monitoring plan for each monitoring system, at least 45 days before commencing certification testing of the monitoring systems. The owner or operator shall comply with the requirements in your plan. The plan must address the requirements in paragraphs (s)(1) through (6) of this section.

(1) Installation of the CEMS sampling probe or other interface at a measurement location relative to each affected process unit such that the measurement is representative of the exhaust emissions (e.g., on or downstream of the last control device);

(2) Performance and equipment specifications for the sample interface, the pollutant concentration or parametric signal analyzer, and the data collection and reduction systems;

(3) Performance evaluation procedures and acceptance criteria (e.g., calibrations, relative accuracy test audits (RATA), etc.);

(4) Ongoing operation and maintenance procedures in accordance with the general requirements of §60.13(d) or part 75 of this chapter (as applicable);

(5) Ongoing data quality assurance procedures in accordance with the general requirements of §60.13 or part 75 of this chapter (as applicable); and

(6) Ongoing recordkeeping and reporting procedures in accordance with the requirements of this subpart.

(t) The owner or operator of an affected facility demonstrating compliance with the output-based emissions limitation under §60.42Da(c)(1) shall install, certify, operate, and maintain a CEMS for measuring PM emissions according to the requirements of paragraph (v) of this section. An owner or operator of an affected facility demonstrating compliance with the input-based emission limitation in §60.42Da(a)(1) or §60.42Da(c)(2) may install, certify, operate, and maintain a CEMS for measuring PM emissions according to the requirements of paragraph (v) of this section.

(u) The owner or operator of an affected facility using a CEMS measuring CO emissions to meet requirements of this subpart shall meet the requirements specified in paragraphs (u)(1) through (4) of this section.

Appendix C: 40 CFR Part 60, Subpart Da

(1) You must monitor CO emissions using a CEMS according to the procedures specified in paragraphs (u)(1)(i) through (iv) of this section.

(i) The CO CEMS must be installed, certified, maintained, and operated according to the provisions in §60.58b(i)(3) of subpart Eb of this part.

(ii) Each 1-hour CO emissions average is calculated using the data points generated by the CO CEMS expressed in parts per million by volume corrected to 3 percent oxygen (dry basis).

(iii) At a minimum, valid 1-hour CO emissions averages must be obtained for at least 90 percent of the operating hours on a 30-day rolling average basis. The 1-hour averages are calculated using the data points required in §60.13(h)(2).

(iv) Quarterly accuracy determinations and daily calibration drift tests for the CO CEMS must be performed in accordance with procedure 1 in appendix F of this part.

(2) You must calculate the 1-hour average CO emissions levels for each boiler operating day by multiplying the average hourly CO output concentration measured by the CO CEMS times the corresponding average hourly flue gas flow rate and divided by the corresponding average hourly useful energy output from the affected facility. The 24-hour average CO emission level is determined by calculating the arithmetic average of the hourly CO emission levels computed for each boiler operating day.

(3) You must evaluate the preceding 24-hour average CO emission level each boiler operating day excluding periods of affected facility startup, shutdown, or malfunction. If the 24-hour average CO emission level is greater than 1.4 lb/MWh, you must initiate investigation of the relevant equipment and control systems within 24 hours of the first discovery of the high emission incident and, take the appropriate corrective action as soon as practicable to adjust control settings or repair equipment to reduce the 24-hour average CO emission level to 1.4 lb/MWh or less.

(4) You must record the CO measurements and calculations performed according to paragraph (u)(3) of this section and any corrective actions taken. The record of corrective action taken must include the date and time during which the 24-hour average CO emission level was greater than 1.4 lb/MWh, and the date, time, and description of the corrective action.

(v) The owner or operator of an affected facility using a CEMS measuring PM emissions to meet requirements of this subpart shall install, certify, operate, and maintain the CEMS as specified in paragraphs (v)(1) through (v)(4) of this section.

(1) The owner or operator shall conduct a performance evaluation of the CEMS according to the applicable requirements of §60.13, Performance Specification 11 in appendix B of this part, and procedure 2 in appendix F of this part.

(2) During each PM correlation testing run of the CEMS required by Performance Specification 11 in appendix B of this part, PM and O₂(or CO₂) data shall be collected concurrently (or within a 30- to 60-minute period) by both the CEMS and performance tests conducted using the following test methods.

(i) For PM, Method 5 or 5B of appendix A-3 of this part or Method 17 of appendix A-6 of this part shall be used; and

(ii) After July 1, 2010 or after Method 202 of appendix M of part 51 has been revised to minimize artifact measurement and notice of that change has been published in the Federal Register, whichever is later, for condensable PM emissions, Method 202 of appendix M of part 51 shall be used; and

(iii) For O₂(or CO₂), Method 3A or 3B of appendix A-2 of this part, as applicable shall be used.

(3) Quarterly accuracy determinations and daily calibration drift tests shall be performed in accordance with procedure 2 in appendix F of this part. Relative Response Audit's must be performed annually and Response Correlation Audits must be performed every 3 years.

(4) After July 1, 2011, within 90 days after the date of completing each performance evaluation required by paragraph (v) of this section, the owner or operator of the affected facility must either submit the test data to EPA by successfully entering the data electronically into EPA's WebFIRE data base available at <http://cfpub.epa.gov/oarweb/index.cfm?action=fire.main> or mail a copy to: United States Environmental Protection Agency; Energy Strategies Group; 109 TW Alexander DR; Mail Code: D243-01; RTP, NC 27711.

(w) The owner or operator using a SO₂, NO_x, CO₂, and O₂CEMS to meet the requirements of this

Appendix C: 40 CFR Part 60, Subpart Da

subpart shall install, certify, operate, and maintain the CEMS as specified in paragraphs (w)(1) through (w)(5) of this section.

(1) Except as provided for under paragraphs (w)(2), (w)(3), and (w)(4) of this section, each SO₂, NO_x, CO₂, and O₂CEMS required under paragraphs (b) through (d) of this section shall be installed, certified, and operated in accordance with the applicable procedures in Performance Specification 2 or 3 in appendix B to this part or according to the procedures in appendices A and B to part 75 of this chapter. Daily calibration drift assessments and quarterly accuracy determinations shall be done in accordance with Procedure 1 in appendix F to this part, and a data assessment report (DAR), prepared according to section 7 of Procedure 1 in appendix F to this part, shall be submitted with each compliance report required under §60.51Da.

(2) As an alternative to meeting the requirements of paragraph (w)(1) of this section, an owner or operator may elect to implement the following alternative data accuracy assessment procedures. For all required CO₂ and O₂CEMS and for SO₂ and NO_xCEMS with span values greater than or equal to 100 ppm, the daily calibration error test and calibration adjustment procedures described in sections 2.1.1 and 2.1.3 of appendix B to part 75 of this chapter may be followed instead of the CD assessment procedures in Procedure 1, section 4.1 of appendix F of this part. If this option is selected, the data validation and out-of-control provisions in sections 2.1.4 and 2.1.5 of appendix B to part 75 of this chapter shall be followed instead of the excessive CD and out-of-control criteria in Procedure 1, section 4.3 of appendix F to this part. For the purposes of data validation under this subpart, the excessive CD and out-of-control criteria in Procedure 1, section 4.3 of appendix F to this part shall apply to SO₂ and NO_x span values less than 100 ppm;

(3) As an alternative to meeting the requirements of paragraph (w)(1) of this section, an owner or operator may elect to implement the following alternative data accuracy assessment procedures. For all required CO₂ and O₂CEMS and for SO₂ and NO_xCEMS with span values greater than 30 ppm, quarterly linearity checks may be performed in accordance with section 2.2.1 of appendix B to part 75 of this chapter, instead of performing the cylinder gas audits (CGAs) described in Procedure 1, section 5.1.2 of appendix F to this part. If this option is selected: The frequency of the linearity checks shall be as specified in section 2.2.1 of appendix B to part 75 of this chapter; the applicable linearity specifications in section 3.2 of appendix A to part 75 of this chapter shall be met; the data validation and out-of-control criteria in section 2.2.3 of appendix B to part 75 of this chapter shall be followed instead of the excessive audit inaccuracy and out-of-control criteria in Procedure 1, section 5.2 of appendix F to this part; and the grace period provisions in section 2.2.4 of appendix B to part 75 of this chapter shall apply. For the purposes of data validation under this subpart, the cylinder gas audits described in Procedure 1, section 5.1.2 of appendix F to this part shall be performed for SO₂ and NO_x span values less than or equal to 30 ppm;

(4) As an alternative to meeting the requirements of paragraph (w)(1) of this section, an owner or operator may elect to implement the following alternative data accuracy assessment procedures. For SO₂, CO₂, and O₂CEMS and for NO_xCEMS, RATAs may be performed in accordance with section 2.3 of appendix B to part 75 of this chapter instead of following the procedures described in Procedure 1, section 5.1.1 of appendix F to this part. If this option is selected: The frequency of each RATA shall be as specified in section 2.3.1 of appendix B to part 75 of this chapter; the applicable relative accuracy specifications shown in Figure 2 in appendix B to part 75 of this chapter shall be met; the data validation and out-of-control criteria in section 2.3.2 of appendix B to part 75 of this chapter shall be followed instead of the excessive audit inaccuracy and out-of-control criteria in Procedure 1, section 5.2 of appendix F to this part; and the grace period provisions in section 2.3.3 of appendix B to part 75 of this chapter shall apply. For the purposes of data validation under this subpart, the relative accuracy specification in section 13.2 of Performance Specification 2 in appendix B to this part shall be met on a lb/MMBtu basis for SO₂ (regardless of the SO₂ emission level during the RATA), and for NO_x when the average NO_x emission rate measured by the reference method during the RATA is less than 0.100 lb/MMBtu;

(5) If the owner or operator elects to implement the alternative data assessment procedures described in paragraphs (w)(2) through (w)(4) of this section, each data assessment report shall include a summary of the results of all of the RATAs, linearity checks, CGAs, and calibration error or drift assessments required by paragraphs (w)(2) through (w)(4) of this section.

[72 FR 32722, June 13, 2007, as amended at 74 FR 5081, Jan. 28, 2009]

§ 60.50Da Compliance determination procedures and methods.

(a) In conducting the performance tests required in §60.8, the owner or operator shall use as reference methods and procedures the methods in appendix A of this part or the methods and procedures as specified in this section, except as provided in §60.8(b). Section 60.8(f) does not apply to this section for SO₂ and NO_x. Acceptable alternative methods are given in paragraph (e) of this section.

Appendix C: 40 CFR Part 60, Subpart Da

(b) The owner or operator shall determine compliance with the PM standards in §60.42Da as follows:

(1) The dry basis F factor (O_2) procedures in Method 19 of appendix A of this part shall be used to compute the emission rate of PM.

(2) For the particular matter concentration, Method 5 of appendix A of this part shall be used at affected facilities without wet FGD systems and Method 5B of appendix A of this part shall be used after wet FGD systems.

(i) The sampling time and sample volume for each run shall be at least 120 minutes and 1.70 dscm (60 dscf). The probe and filter holder heating system in the sampling train may be set to provide an average gas temperature of no greater than 160 ± 14 °C (320 ± 25 °F).

(ii) For each particulate run, the emission rate correction factor, integrated or grab sampling and analysis procedures of Method 3B of appendix A of this part shall be used to determine the O_2 concentration. The O_2 sample shall be obtained simultaneously with, and at the same traverse points as, the particulate run. If the particulate run has more than 12 traverse points, the O_2 traverse points may be reduced to 12 provided that Method 1 of appendix A of this part is used to locate the 12 O_2 traverse points. If the grab sampling procedure is used, the O_2 concentration for the run shall be the arithmetic mean of the sample O_2 concentrations at all traverse points.

(3) Method 9 of appendix A of this part and the procedures in §60.11 shall be used to determine opacity.

(c) The owner or operator shall determine compliance with the SO_2 standards in §60.43Da as follows:

(1) The percent of potential SO_2 emissions (%Ps) to the atmosphere shall be computed using the following equation:

$$\%P_s = \frac{(100 - \%R_f)(100 - \%R_g)}{100}$$

Where:

%Ps = Percent of potential SO_2 emissions, percent;

%Rf = Percent reduction from fuel pretreatment, percent; and

%Rg = Percent reduction by SO_2 control system, percent.

(2) The procedures in Method 19 of appendix A of this part may be used to determine percent reduction (%R_f) of sulfur by such processes as fuel pretreatment (physical coal cleaning, hydrodesulfurization of fuel oil, etc.), coal pulverizers, and bottom and fly ash interactions. This determination is optional.

(3) The procedures in Method 19 of appendix A of this part shall be used to determine the percent SO_2 reduction (%R_g) of any SO_2 control system. Alternatively, a combination of an "as fired" fuel monitor and emission rates measured after the control system, following the procedures in Method 19 of appendix A of this part, may be used if the percent reduction is calculated using the average emission rate from the SO_2 control device and the average SO_2 input rate from the "as fired" fuel analysis for 30 successive boiler operating days.

(4) The appropriate procedures in Method 19 of appendix A of this part shall be used to determine the emission rate.

(5) The CEMS in §60.49Da(b) and (d) shall be used to determine the concentrations of SO_2 and CO_2 or O_2 .

(d) The owner or operator shall determine compliance with the NO_x standard in §60.44Da as follows:

(1) The appropriate procedures in Method 19 of appendix A of this part shall be used to determine the

Appendix C: 40 CFR Part 60, Subpart Da

emission rate of NO_x .

(2) The continuous monitoring system in §60.49Da(c) and (d) shall be used to determine the concentrations of NO_x and CO_2 or O_2 .

(e) The owner or operator may use the following as alternatives to the reference methods and procedures specified in this section:

(1) For Method 5 or 5B of appendix A–3 of this part, Method 17 of appendix A–6 of this part may be used at facilities with or without wet FGD systems if the stack temperature at the sampling location does not exceed an average temperature of 160 °C (320 °F). The procedures of sections 8.1 and 11.1 of Method 5B of appendix A–3 of this part may be used in Method 17 of appendix A–6 of this part only if it is used after wet FGD systems. Method 17 of appendix A–6 of this part shall not be used after wet FGD systems if the effluent is saturated or laden with water droplets.

(2) The F_c factor (CO_2) procedures in Method 19 of appendix A of this part may be used to compute the emission rate of PM under the stipulations of §60.46(d)(1). The CO_2 shall be determined in the same manner as the O_2 concentration.

(f) Electric utility combined cycle gas turbines that are not designed to burn fuels containing 50 percent (by heat input) or more solid derived fuel not meeting the definition of natural gas are performance tested for PM, SO_2 , and NO_x using the procedures of Method 19 of appendix A–7 of this part. The SO_2 and NO_x emission rates calculations from the gas turbine used in Method 19 of appendix A–7 of this part are determined when the gas turbine is performance tested under subpart GG of this part. The potential uncontrolled PM emission rate from a gas turbine is defined as 17 ng/J (0.04 lb/MMBtu) heat input.

(g) For the purposes of determining compliance with the emission limits in §60.45Da, the owner or operator of an electric utility steam generating unit which is also a cogeneration unit shall use the procedures in paragraphs (g)(1) and (2) of this section to calculate emission rates based on electrical output to the grid plus 75 percent of the equivalent electrical energy (measured relative to ISO conditions) in the unit's process stream.

(1) All conversions from Btu/hr unit input to MW unit output must use equivalents found in 40 CFR 60.40 (a)(1) for electric utilities (i.e., 250 MMBtu/hr input to an electric utility steam generating unit is equivalent to 73 MW input to the electric utility steam generating unit); 73 MW input to the electric utility steam generating unit is equivalent to 25 MW output from the boiler electric utility steam generating unit; therefore, 250 MMBtu input to the electric utility steam generating unit is equivalent to 25 MW output from the electric utility steam generating unit).

(2) Use the Equation 5 in this section to determine the cogeneration Hg emission rate over a specific compliance period.

$$ER_{\text{cogen}} = \frac{M}{\left(V_{\text{grid}} + 0.75 \times V_{\text{process}} \right)} \quad (\text{Eq. 5})$$

Where:

ER_{cogen} = Cogeneration Hg emission rate over a compliance period in lb/MWh;

E = Mass of Hg emitted from the stack over the same compliance period (lb);

V_{grid} = Amount of energy sent to the grid over the same compliance period (MWh); and

V_{process} = Amount of energy converted to steam for process use over the same compliance period (MWh).

(h) The owner or operator shall determine compliance with the Hg limit in §60.45Da according to the procedures in paragraphs (h)(1) through (3) of this section.

(1) The initial performance test shall be commenced by the applicable date specified in §60.8(a). The required CEMS must be certified prior to commencing the test. The performance test consists of collecting hourly Hg emission data (lb/MWh) with the CEMS for 12 successive months of unit operation (excluding hours of unit startup, shutdown and malfunction). The average Hg emission rate is calculated for each month, and then the weighted, 12-month average Hg emission rate is calculated according to paragraph (h)(2) or (h)(3) of this section, as applicable. If, for any month in the initial performance test, the minimum data capture requirement in §60.49Da(p)(4)(i) is not met, the owner or operator shall report a substitute Hg emission rate for that month, as follows. For the first such month, the substitute monthly Hg emission rate shall be the arithmetic average of all valid hourly Hg emission rates recorded to date. For any subsequent month(s) with insufficient data capture, the substitute monthly Hg emission rate shall be the highest valid hourly Hg emission rate recorded to date. When the 12-month average Hg emission rate for the initial performance test is calculated, for each month in which there was insufficient data capture, the substitute monthly Hg emission rate shall be weighted according to the number of unit operating hours in that month. Following the initial performance test, the owner or operator shall demonstrate compliance by calculating the weighted average of all monthly Hg emission rates (in lb/MWh) for each 12 successive calendar months, excluding data obtained during startup, shutdown, or malfunction.

(2) If a CEMS is used to demonstrate compliance, follow the procedures in paragraphs (h)(2)(i) through (iii) of this section to determine the 12-month rolling average.

(i) Calculate the total mass of Hg emissions over a month (M), in lb, using either Equation 6 in paragraph (h)(2)(i)(A) of this section or Equation 7 in paragraph (h)(2)(i)(B) of this section, in conjunction with Equation 8 in paragraph (h)(2)(i)(C) of this section.

(A) If the Hg CEMS measures Hg concentration on a wet basis, use Equation 6 below to calculate the Hg mass emissions for each valid hour:

$$E_h = KC_h Q_h t_h \quad (\text{Eq. 6})$$

Where:

E_h = Hg mass emissions for the hour, (lb);

K = Units conversion constant, 6.24×10^{-11} lb-scm/ μ gm-scf;

C_h = Hourly Hg concentration, wet basis, (μ gm/scm);

Q_h = Hourly stack gas volumetric flow rate, (scfh); and

t_h = Unit operating time, i.e., the fraction of the hour for which the unit operated. For example, $t_h = 0.50$ for a half-hour of unit operation and 1.00 for a full hour of operation.

(B) If the Hg CEMS measures Hg concentration on a dry basis, use Equation 7 below to calculate the Hg mass emissions for each valid hour:

$$E_h = KC_h Q_h t_h (1 - B_w) \quad (\text{Eq. 7})$$

Where:

E_h = Hg mass emissions for the hour, (lb);

K = Units conversion constant, 6.24×10^{-11} lb-scm/ μ gm-scf;

C_h = Hourly Hg concentration, dry basis, (μ gm/dscm);

Q_h = Hourly stack gas volumetric flow rate, (scfh);

t_h = Unit operating time, *i.e.*, the fraction of the hour for which the unit operated; and

B_{ws} = Stack gas moisture content, expressed as a decimal fraction (*e.g.*, for 8 percent H_2O , $B_{ws} = 0.08$).

(C) Use Equation 8, below, to calculate M, the total mass of Hg emitted for the month, by summing the hourly masses derived from Equation 6 or 7 (as applicable):

$$M = \sum_{h=1}^n E_h \quad (\text{Eq. 8})$$

Where:

M = Total Hg mass emissions for the month, (lb);

E_h = Hg mass emissions for hour "h", from Equation 6 or 7 of this section, (lb); and

n = Number of unit operating hours in the month with valid CE and electrical output data, excluding hours of unit startup, shutdown and malfunction.

(ii) Calculate the monthly Hg emission rate on an output basis (lb/MWh) using Equation 9, below. For a cogeneration unit, use Equation 5 in paragraph (g) of this section instead.

$$ER = \frac{M}{P} \quad (\text{Eq. 9})$$

Where:

ER = Monthly Hg emission rate, (lb/MWh);

M = Total mass of Hg emissions for the month, from Equation 8, above, (lb); and

P = Total electrical output for the month, for the hours used to calculate M, (MWh).

(iii) Until 12 monthly Hg emission rates have been accumulated, calculate and report only the monthly averages. Then, for each subsequent calendar month, use Equation 10 below to calculate the 12-month rolling average as a weighted average of the Hg emission rate for the current month and the Hg emission rates for the previous 11 months, with one exception. Calendar months in which the unit does not operate (zero unit operating hours) shall not be included in the 12-month rolling average.

$$E_{avg} = \frac{\sum_{i=1}^{12} (ER_i \times n_i)}{\sum_{i=1}^{12} n_i} \quad (\text{Eq. 10})$$

Where:

E_{avg} = Weighted 12-month rolling average Hg emission rate, (lb/MWh);

ER_i = Monthly Hg emission rate, for month "i", (lb/MWh); and

n = Number of unit operating hours in month "i" with valid CEM and electrical output data, excluding hours of unit startup, shutdown, and malfunction.

(3) If a sorbent trap monitoring system is used in lieu of a Hg CEMS, as described in §75.15 of this chapter and in appendix K to part 75 of this chapter, calculate the monthly Hg emission rates using Equations 7 through 9 of this section, except that for a particular pair of sorbent traps, C_h in Equation 7 shall be the flow-proportional average Hg concentration measured over the data collection period.

(i) Daily calibration drift (CD) tests and quarterly accuracy determinations shall be performed for Hg CEMS in accordance with Procedure 1 of appendix F to this part. For the CD assessments, you may use either elemental mercury or mercuric chloride (Hg^0 $HgCl_2$) standards. The four quarterly accuracy determinations shall consist of one RATA and three measurement error (ME) tests using $HgCl_2$ standards, as described in section 8.3 of Performance Specification 12-A in appendix B to this part (note: Hg^0 standards may be used if the Hg monitor does not have a converter). Alternatively, the owner or operator may implement the applicable daily, weekly, quarterly, and annual quality assurance (QA) requirements for Hg CEMS in appendix B to part 75 of this chapter, in lieu of the QA procedures in appendices B and F to this part. Annual RATA of sorbent trap monitoring systems shall be performed in accordance with appendices A and B to part 75 of this chapter, and all other quality assurance requirements specified in appendix K to part 75 of this chapter shall be met for sorbent trap monitoring systems.

[72 FR 32722, June 13, 2007, as amended at 74 FR 5083, Jan. 28, 2009]

§ 60.51Da Reporting requirements.

(a) For SO_2 , NO_x , PM, and Hg emissions, the performance test data from the initial and subsequent performance test and from the performance evaluation of the continuous monitors (including the transmissometer) are submitted to the Administrator.

(b) For SO_2 and NO_x the following information is reported to the Administrator for each 24-hour period.

(1) Calendar date.

(2) The average SO_2 and NO_x emission rates (ng/J, lb/MMBtu, or lb/MWh) for each 30 successive boiler operating days, ending with the last 30-day period in the quarter; reasons for non-compliance with the emission standards; and, description of corrective actions taken.

(3) For owners or operators of affected facilities complying with the percent reduction requirement, percent reduction of the potential combustion concentration of SO_2 for each 30 successive boiler operating days, ending with the last 30-day period in the quarter; reasons for non-compliance with the standard; and, description of corrective actions taken.

(4) Identification of the boiler operating days for which pollutant or diluent data have not been obtained by an approved method for at least 75 percent of the hours of operation of the facility; justification for not obtaining sufficient data; and description of corrective actions taken.

(5) Identification of the times when emissions data have been excluded from the calculation of average emission rates because of startup, shutdown, malfunction (NO_x only), emergency conditions (SO_2 only), or other reasons, and justification for excluding data for reasons other than startup, shutdown, malfunction, or emergency conditions.

(6) Identification of "F" factor used for calculations, method of determination, and type of fuel combusted.

(7) Identification of times when hourly averages have been obtained based on manual sampling methods.

(8) Identification of the times when the pollutant concentration exceeded full span of the CEMS.

(9) Description of any modifications to CEMS which could affect the ability of the CEMS to comply with Performance Specifications 2 or 3.

(c) If the minimum quantity of emission data as required by §60.49Da is not obtained for any 30 successive boiler operating days, the following information obtained under the requirements of §60.48Da (h) is reported to the Administrator for that 30-day period:

Appendix C: 40 CFR Part 60, Subpart Da

- (1) The number of hourly averages available for outlet emission rates (n_o) and inlet emission rates (n_i) as applicable.
- (2) The standard deviation of hourly averages for outlet emission rates (s_o) and inlet emission rates (s_i) as applicable.
- (3) The lower confidence limit for the mean outlet emission rate (E_o^*) and the upper confidence limit for the mean inlet emission rate (E_i^*) as applicable.
- (4) The applicable potential combustion concentration.
- (5) The ratio of the upper confidence limit for the mean outlet emission rate (E_o^*) and the allowable emission rate (E_{std}) as applicable.
- (d) If any standards under §60.43Da are exceeded during emergency conditions because of control system malfunction, the owner or operator of the affected facility shall submit a signed statement:
 - (1) Indicating if emergency conditions existed and requirements under §60.48Da(d) were met during each period, and
 - (2) Listing the following information:
 - (i) Time periods the emergency condition existed;
 - (ii) Electrical output and demand on the owner or operator's electric utility system and the affected facility;
 - (iii) Amount of power purchased from interconnected neighboring utility companies during the emergency period;
 - (iv) Percent reduction in emissions achieved;
 - (v) Atmospheric emission rate (ng/J) of the pollutant discharged; and
 - (vi) Actions taken to correct control system malfunction.
- (e) If fuel pretreatment credit toward the SO_2 emission standard under §60.43Da is claimed, the owner or operator of the affected facility shall submit a signed statement:
 - (1) Indicating what percentage cleaning credit was taken for the calendar quarter, and whether the credit was determined in accordance with the provisions of §60.50Da and Method 19 of appendix A of this part; and
 - (2) Listing the quantity, heat content, and date each pretreated fuel shipment was received during the previous quarter; the name and location of the fuel pretreatment facility; and the total quantity and total heat content of all fuels received at the affected facility during the previous quarter.
- (f) For any periods for which opacity, SO_2 or NO_x emissions data are not available, the owner or operator of the affected facility shall submit a signed statement indicating if any changes were made in operation of the emission control system during the period of data unavailability. Operations of the control system and affected facility during periods of data unavailability are to be compared with operation of the control system and affected facility before and following the period of data unavailability.
- (g) For Hg, the following information shall be reported to the Administrator:
 - (1) Company name and address;
 - (2) Date of report and beginning and ending dates of the reporting period;
 - (3) The applicable Hg emission limit (lb/MWh); and
 - (4) For each month in the reporting period:

Appendix C: 40 CFR Part 60, Subpart Da

- (i) The number of unit operating hours;
 - (ii) The number of unit operating hours with valid data for Hg concentration, stack gas flow rate, moisture (if required), and electrical output;
 - (iii) The monthly Hg emission rate (lb/MWh);
 - (iv) The number of hours of valid data excluded from the calculation of the monthly Hg emission rate, due to unit startup, shutdown and malfunction; and
 - (v) The 12-month rolling average Hg emission rate (lb/MWh); and
- (5) The data assessment report (DAR) required by appendix F to this part, or an equivalent summary of QA test results if the QA of part 75 of this chapter are implemented.
- (h) The owner or operator of the affected facility shall submit a signed statement indicating whether:
- (1) The required CEMS calibration, span, and drift checks or other periodic audits have or have not been performed as specified.
 - (2) The data used to show compliance was or was not obtained in accordance with approved methods and procedures of this part and is representative of plant performance.
 - (3) The minimum data requirements have or have not been met; or, the minimum data requirements have not been met for errors that were unavoidable.
 - (4) Compliance with the standards has or has not been achieved during the reporting period.
- (i) For the purposes of the reports required under §60.7, periods of excess emissions are defined as all 6-minute periods during which the average opacity exceeds the applicable opacity standards under §60.42Da(b). Opacity levels in excess of the applicable opacity standard and the date of such excesses are to be submitted to the Administrator each calendar quarter.
- (j) The owner or operator of an affected facility shall submit the written reports required under this section and subpart A to the Administrator semiannually for each six-month period. All semiannual reports shall be postmarked by the 30th day following the end of each six-month period.
- (k) The owner or operator of an affected facility may submit electronic quarterly reports for SO₂ and/or NO_x and/or opacity and/or Hg in lieu of submitting the written reports required under paragraphs (b), (g), and (i) of this section. The format of each quarterly electronic report shall be coordinated with the permitting authority. The electronic report(s) shall be submitted no later than 30 days after the end of the calendar quarter and shall be accompanied by a certification statement from the owner or operator, indicating whether compliance with the applicable emission standards and minimum data requirements of this subpart was achieved during the reporting period. Before submitting reports in the electronic format, the owner or operator shall coordinate with the permitting authority to obtain their agreement to submit reports in this alternative format.

[72 FR 32722, June 13, 2007, as amended at 74 FR 5083, Jan. 28, 2009]

§ 60.52Da Recordkeeping requirements.

- (a) The owner or operator of an affected facility subject to the emissions limitations in §60.45Da shall provide notifications in accordance with §60.7(a) and shall maintain records of all information needed to demonstrate compliance including performance tests, monitoring data, fuel analyses, and calculations, consistent with the requirements of §60.7(f).
- (b) The owner or operator of an affected facility subject to the opacity limits in §60.42Da(b) that elects to monitor emissions according to the requirements in §60.49Da(a)(3) shall maintain records according to the requirements specified in paragraphs (b)(1) through (3) of this section, as applicable to the visible emissions monitoring method used.
- (1) For each performance test conducted using Method 9 of appendix A-4 of this part, the owner or operator shall keep the records including the information specified in paragraphs (b)(1)(i) through (iii) of this section.
- (i) Dates and time intervals of all opacity observation periods;

Appendix C: 40 CFR Part 60, Subpart Da

(ii) Name, affiliation, and copy of current visible emission reading certification for each visible emission observer participating in the performance test; and

(iii) Copies of all visible emission observer opacity field data sheets;

(2) For each performance test conducted using Method 22 of appendix A-4 of this part, the owner or operator shall keep the records including the information specified in paragraphs (b)(2)(i) through (iv) of this section.

(i) Dates and time intervals of all visible emissions observation periods;

(ii) Name and affiliation for each visible emission observer participating in the performance test;

(iii) Copies of all visible emission observer opacity field data sheets; and

(iv) Documentation of any adjustments made and the time the adjustments were completed to the affected facility operation by the owner or operator to demonstrate compliance with the applicable monitoring requirements.

(3) For each digital opacity compliance system, the owner or operator shall maintain records and submit reports according to the requirements specified in the site-specific monitoring plan approved by the Administrator.

[74 FR 5083, Jan. 28, 2009]

Appendix D:

40 CFR Part 60, Subpart Dc – Standards of Performance for Small Industrial – Commercial –
Institutional Steam Generating Units

e-CFR Data is current as of January 29, 2009

Title 40: Protection of Environment

PART 60—STANDARDS OF PERFORMANCE FOR NEW STATIONARY SOURCES

[Browse Previous](#) | [Browse Next](#)

Subpart Dc—Standards of Performance for Small Industrial-Commercial-Institutional Steam Generating Units

Source: 72 FR 32759, June 13, 2007, unless otherwise noted.

§ 60.40c Applicability and delegation of authority.

(a) Except as provided in paragraphs (d), (e), (f), and (g) of this section, the affected facility to which this subpart applies is each steam generating unit for which construction, modification, or reconstruction is commenced after June 9, 1989 and that has a maximum design heat input capacity of 29 megawatts (MW) (100 million British thermal units per hour (MMBtu/hr)) or less, but greater than or equal to 2.9 MW (10 MMBtu/hr).

(b) In delegating implementation and enforcement authority to a State under section 111(c) of the Clean Air Act, §60.48c(a)(4) shall be retained by the Administrator and not transferred to a State.

(c) Steam generating units that meet the applicability requirements in paragraph (a) of this section are not subject to the sulfur dioxide (SO₂) or particulate matter (PM) emission limits, performance testing requirements, or monitoring requirements under this subpart (§§60.42c, 60.43c, 60.44c, 60.45c, 60.46c, or 60.47c) during periods of combustion research, as defined in §60.41c.

(d) Any temporary change to an existing steam generating unit for the purpose of conducting combustion research is not considered a modification under §60.14.

(e) Heat recovery steam generators that are associated with combined cycle gas turbines and meet the applicability requirements of subpart KKKK of this part are not subject to this subpart. This subpart will continue to apply to all other heat recovery steam generators that are capable of combusting more than or equal to 2.9 MW (10 MMBtu/hr) heat input of fossil fuel but less than or equal to 29 MW (100 MMBtu/hr) heat input of fossil fuel. If the heat recovery steam generator is subject to this subpart, only emissions resulting from combustion of fuels in the steam generating unit are subject to this subpart. (The gas turbine emissions are subject to subpart GG or KKKK, as applicable, of this part).

(f) Any facility covered by subpart AAAA of this part is not subject by this subpart.

(g) Any facility covered by an EPA approved State or Federal section 111(d)/129 plan implementing subpart BBBB of this part is not subject by this subpart.

[72 FR 32759, June 13, 2007, as amended at 74 FR 5090, Jan. 28, 2009]

§ 60.41c Definitions.

As used in this subpart, all terms not defined herein shall have the meaning given them in the Clean Air Act and in subpart A of this part.

Annual capacity factor means the ratio between the actual heat input to a steam generating unit from an individual fuel or combination of fuels during a period of 12 consecutive calendar months and the potential heat input to the steam generating unit from all fuels had the steam generating unit been operated for 8,760 hours during that 12-month period at the maximum design heat input capacity. In the case of steam generating units that are rented or leased, the actual heat input shall be determined based on the combined heat input from all operations of the affected facility during a period of 12 consecutive calendar months.

Coal means all solid fuels classified as anthracite, bituminous, subbituminous, or lignite by the American Society of Testing and Materials in ASTM D388 (incorporated by reference, see §60.17), coal refuse, and petroleum coke. Coal-derived synthetic fuels derived from coal for the purposes of creating useful heat, including but not limited to solvent refined coal, gasified coal not meeting the definition of natural gas, coal-oil mixtures, and coal-water mixtures, are also included in this definition for the purposes of

Appendix D: 40 CFR Part 60, Subpart Dc

this subpart.

Coal refuse means any by-product of coal mining or coal cleaning operations with an ash content greater than 50 percent (by weight) and a heating value less than 13,900 kilojoules per kilogram (kJ/kg) (6,000 Btu per pound (Btu/lb) on a dry basis.

Cogeneration steam generating unit means a steam generating unit that simultaneously produces both electrical (or mechanical) and thermal energy from the same primary energy source.

Combined cycle system means a system in which a separate source (such as a stationary gas turbine, internal combustion engine, or kiln) provides exhaust gas to a steam generating unit.

Combustion research means the experimental firing of any fuel or combination of fuels in a steam generating unit for the purpose of conducting research and development of more efficient combustion or more effective prevention or control of air pollutant emissions from combustion, provided that, during these periods of research and development, the heat generated is not used for any purpose other than preheating combustion air for use by that steam generating unit (i.e., the heat generated is released to the atmosphere without being used for space heating, process heating, driving pumps, preheating combustion air for other units, generating electricity, or any other purpose).

Conventional technology means wet flue gas desulfurization technology, dry flue gas desulfurization technology, atmospheric fluidized bed combustion technology, and oil hydrodesulfurization technology.

Distillate oil means fuel oil that complies with the specifications for fuel oil numbers 1 or 2, as defined by the American Society for Testing and Materials in ASTM D396 (incorporated by reference, see §60.17) or diesel fuel oil numbers 1 or 2, as defined by the American Society for Testing and Materials in ASTM D975 (incorporated by reference, see §60.17).

Dry flue gas desulfurization technology means a SO₂ control system that is located between the steam generating unit and the exhaust vent or stack, and that removes sulfur oxides from the combustion gases of the steam generating unit by contacting the combustion gases with an alkaline reagent and water, whether introduced separately or as a premixed slurry or solution and forming a dry powder material. This definition includes devices where the dry powder material is subsequently converted to another form. Alkaline reagents used in dry flue gas desulfurization systems include, but are not limited to, lime and sodium compounds.

Duct burner means a device that combusts fuel and that is placed in the exhaust duct from another source (such as a stationary gas turbine, internal combustion engine, kiln, etc.) to allow the firing of additional fuel to heat the exhaust gases before the exhaust gases enter a steam generating unit.

Emerging technology means any SO₂ control system that is not defined as a conventional technology under this section, and for which the owner or operator of the affected facility has received approval from the Administrator to operate as an emerging technology under §60.48c(a)(4).

Federally enforceable means all limitations and conditions that are enforceable by the Administrator, including the requirements of 40 CFR parts 60 and 61, requirements within any applicable State implementation plan, and any permit requirements established under 40 CFR 52.21 or under 40 CFR 51.18 and 51.24.

Fluidized bed combustion technology means a device wherein fuel is distributed onto a bed (or series of beds) of limestone aggregate (or other sorbent materials) for combustion; and these materials are forced upward in the device by the flow of combustion air and the gaseous products of combustion. Fluidized bed combustion technology includes, but is not limited to, bubbling bed units and circulating bed units.

Fuel pretreatment means a process that removes a portion of the sulfur in a fuel before combustion of the fuel in a steam generating unit.

Heat input means heat derived from combustion of fuel in a steam generating unit and does not include the heat derived from preheated combustion air, recirculated flue gases, or exhaust gases from other sources (such as stationary gas turbines, internal combustion engines, and kilns).

Heat transfer medium means any material that is used to transfer heat from one point to another point.

Maximum design heat input capacity means the ability of a steam generating unit to combust a stated maximum amount of fuel (or combination of fuels) on a steady state basis as determined by the physical design and characteristics of the steam generating unit.

Natural gas means:

Appendix D: 40 CFR Part 60, Subpart Dc

(1) A naturally occurring mixture of hydrocarbon and nonhydrocarbon gases found in geologic formations beneath the earth's surface, of which the principal constituent is methane; or

(2) Liquefied petroleum (LP) gas, as defined by the American Society for Testing and Materials in ASTM D1835 (incorporated by reference, see §60.17); or

(3) A mixture of hydrocarbons that maintains a gaseous state at ISO conditions. Additionally, natural gas must either be composed of at least 70 percent methane by volume or have a gross calorific value between 34 and 43 megajoules (MJ) per dry standard cubic meter (910 and 1,150 Btu per dry standard cubic foot).

Noncontinental area means the State of Hawaii, the Virgin Islands, Guam, American Samoa, the Commonwealth of Puerto Rico, or the Northern Mariana Islands.

Oil means crude oil or petroleum, or a liquid fuel derived from crude oil or petroleum, including distillate oil and residual oil.

Potential sulfur dioxide emission rate means the theoretical SO₂ emissions (nanograms per joule (ng/J) or lb/MMBtu heat input) that would result from combusting fuel in an uncleaned state and without using emission control systems.

Process heater means a device that is primarily used to heat a material to initiate or promote a chemical reaction in which the material participates as a reactant or catalyst.

Residual oil means crude oil, fuel oil that does not comply with the specifications under the definition of distillate oil, and all fuel oil numbers 4, 5, and 6, as defined by the American Society for Testing and Materials in ASTM D396 (incorporated by reference, see §60.17).

Steam generating unit means a device that combusts any fuel and produces steam or heats water or heats any heat transfer medium. This term includes any duct burner that combusts fuel and is part of a combined cycle system. This term does not include process heaters as defined in this subpart.

Steam generating unit operating day means a 24-hour period between 12:00 midnight and the following midnight during which any fuel is combusted at any time in the steam generating unit. It is not necessary for fuel to be combusted continuously for the entire 24-hour period.

Wet flue gas desulfurization technology means an SO₂ control system that is located between the steam generating unit and the exhaust vent or stack, and that removes sulfur oxides from the combustion gases of the steam generating unit by contacting the combustion gases with an alkaline slurry or solution and forming a liquid material. This definition includes devices where the liquid material is subsequently converted to another form. Alkaline reagents used in wet flue gas desulfurization systems include, but are not limited to, lime, limestone, and sodium compounds.

Wet scrubber system means any emission control device that mixes an aqueous stream or slurry with the exhaust gases from a steam generating unit to control emissions of PM or SO₂.

Wood means wood, wood residue, bark, or any derivative fuel or residue thereof, in any form, including but not limited to sawdust, sanderdust, wood chips, scraps, slabs, millings, shavings, and processed pellets made from wood or other forest residues.

[72 FR 32759, June 13, 2007, as amended at 74 FR 5090, Jan. 28, 2009]

§ 60.42c Standard for sulfur dioxide (SO₂).

(a) Except as provided in paragraphs (b), (c), and (e) of this section, on and after the date on which the performance test is completed or required to be completed under §60.8, whichever date comes first, the owner or operator of an affected facility that combusts only coal shall neither: cause to be discharged into the atmosphere from the affected facility any gases that contain SO₂ in excess of 87 ng/J (0.20 lb/MMBtu) heat input or 10 percent (0.10) of the potential SO₂ emission rate (90 percent reduction), nor cause to be discharged into the atmosphere from the affected facility any gases that contain SO₂ in excess of 520 ng/J (1.2 lb/MMBtu) heat input. If coal is combusted with other fuels, the affected facility shall neither: cause to be discharged into the atmosphere from the affected facility any gases that contain SO₂ in excess of 87 ng/J (0.20 lb/MMBtu) heat input or 10 percent (0.10) of the potential SO₂ emission rate (90 percent reduction), nor cause to be discharged into the atmosphere from the affected facility any gases that contain SO₂ in excess of the emission limit is determined pursuant to

Appendix D: 40 CFR Part 60, Subpart Dc

paragraph (e)(2) of this section.

(b) Except as provided in paragraphs (c) and (e) of this section, on and after the date on which the performance test is completed or required to be completed under §60.8, whichever date comes first, the owner or operator of an affected facility that:

(1) Combusts only coal refuse alone in a fluidized bed combustion steam generating unit shall neither:

(i) Cause to be discharged into the atmosphere from that affected facility any gases that contain SO₂ in excess of 87 ng/J (0.20 lb/MMBtu) heat input or 20 percent (0.20) of the potential SO₂ emission rate (80 percent reduction); nor

(ii) Cause to be discharged into the atmosphere from that affected facility any gases that contain SO₂ in excess of 520 ng/J (1.2 lb/MMBtu) heat input. If coal is fired with coal refuse, the affected facility subject to paragraph (a) of this section. If oil or any other fuel (except coal) is fired with coal refuse, the affected facility is subject to the 87 ng/J (0.20 lb/MMBtu) heat input SO₂ emissions limit or the 90 percent SO₂ reduction requirement specified in paragraph (a) of this section and the emission limit is determined pursuant to paragraph (e)(2) of this section.

(2) Combusts only coal and that uses an emerging technology for the control of SO₂ emissions shall neither:

(i) Cause to be discharged into the atmosphere from that affected facility any gases that contain SO₂ in excess of 50 percent (0.50) of the potential SO₂ emission rate (50 percent reduction); nor

(ii) Cause to be discharged into the atmosphere from that affected facility any gases that contain SO₂ in excess of 260 ng/J (0.60 lb/MMBtu) heat input. If coal is combusted with other fuels, the affected facility is subject to the 50 percent SO₂ reduction requirement specified in this paragraph and the emission limit determined pursuant to paragraph (e)(2) of this section.

(c) On and after the date on which the initial performance test is completed or required to be completed under §60.8, whichever date comes first, no owner or operator of an affected facility that combusts coal, alone or in combination with any other fuel, and is listed in paragraphs (c)(1), (2), (3), or (4) of this section shall cause to be discharged into the atmosphere from that affected facility any gases that contain SO₂ in excess of the emission limit determined pursuant to paragraph (e)(2) of this section. Percent reduction requirements are not applicable to affected facilities under paragraphs (c)(1), (2), (3), or (4).

(1) Affected facilities that have a heat input capacity of 22 MW (75 MMBtu/hr) or less.

(2) Affected facilities that have an annual capacity for coal of 55 percent (0.55) or less and are subject to a federally enforceable requirement limiting operation of the affected facility to an annual capacity factor for coal of 55 percent (0.55) or less.

(3) Affected facilities located in a noncontinental area.

(4) Affected facilities that combust coal in a duct burner as part of a combined cycle system where 30 percent (0.30) or less of the heat entering the steam generating unit is from combustion of coal in the duct burner and 70 percent (0.70) or more of the heat entering the steam generating unit is from exhaust gases entering the duct burner.

(d) On and after the date on which the initial performance test is completed or required to be completed under §60.8, whichever date comes first, no owner or operator of an affected facility that combusts oil shall cause to be discharged into the atmosphere from that affected facility any gases that contain SO₂ in excess of 215 ng/J (0.50 lb/MMBtu) heat input; or, as an alternative, no owner or operator of an affected facility that combusts oil shall combust oil in the affected facility that contains greater than 0.5 weight percent sulfur. The percent reduction requirements are not applicable to affected facilities under this paragraph.

(e) On and after the date on which the initial performance test is completed or required to be completed under §60.8, whichever date comes first, no owner or operator of an affected facility that combusts coal, oil, or coal and oil with any other fuel shall cause to be discharged into the atmosphere from that affected facility any gases that contain SO₂ in excess of the following:

Appendix D: 40 CFR Part 60, Subpart Dc

(1) The percent of potential SO₂ emission rate or numerical SO₂ emission rate required under paragraph (a) or (b)(2) of this section, as applicable, for any affected facility that

(i) Combusts coal in combination with any other fuel;

(ii) Has a heat input capacity greater than 22 MW (75 MMBtu/hr); and

(iii) Has an annual capacity factor for coal greater than 55 percent (0.55); and

(2) The emission limit determined according to the following formula for any affected facility that combusts coal, oil, or coal and oil with any other fuel:

$$E_s = \frac{(K_a H_a + K_b H_b + K_c H_c)}{(H_a + H_b + H_c)}$$

Where:

E_s = SO₂ emission limit, expressed in ng/J or lb/MMBtu heat input;

K_a = 520 ng/J (1.2 lb/MMBtu);

K_b = 260 ng/J (0.60 lb/MMBtu);

K_c = 215 ng/J (0.50 lb/MMBtu);

H_a = Heat input from the combustion of coal, except coal combusted in an affected facility subject to paragraph (b)(2) of this section, in Joules (J) [MMBtu];

H_b = Heat input from the combustion of coal in an affected facility subject to paragraph (b)(2) of this section, in J (MMBtu); and

H_c = Heat input from the combustion of oil, in J (MMBtu).

(f) Reduction in the potential SO₂ emission rate through fuel pretreatment is not credited toward the percent reduction requirement under paragraph (b)(2) of this section unless:

(1) Fuel pretreatment results in a 50 percent (0.50) or greater reduction in the potential SO₂ emission rate; and

(2) Emissions from the pretreated fuel (without either combustion or post-combustion SO₂ control) are equal to or less than the emission limits specified under paragraph (b)(2) of this section.

(g) Except as provided in paragraph (h) of this section, compliance with the percent reduction requirements, fuel oil sulfur limits, and emission limits of this section shall be determined on a 30-day rolling average basis.

(h) For affected facilities listed under paragraphs (h)(1), (2), or (3) of this section, compliance with the emission limits or fuel oil sulfur limits under this section may be determined based on a certification from the fuel supplier, as described under §60.48c(f), as applicable.

(1) Distillate oil-fired affected facilities with heat input capacities between 2.9 and 29 MW (10 and 100 MMBtu/hr).

(2) Residual oil-fired affected facilities with heat input capacities between 2.9 and 8.7 MW (10 and 30 MMBtu/hr).

Appendix D: 40 CFR Part 60, Subpart Dc

(3) Coal-fired facilities with heat input capacities between 2.9 and 8.7 MW (10 and 30 MMBtu/hr).

(i) The SO₂ emission limits, fuel oil sulfur limits, and percent reduction requirements under this section apply at all times, including periods of startup, shutdown, and malfunction.

(j) For affected facilities located in noncontinental areas and affected facilities complying with the percent reduction standard, only the heat input supplied to the affected facility from the combustion of coal and oil is counted under this section. No credit is provided for the heat input to the affected facility from wood or other fuels or for heat derived from exhaust gases from other sources, such as stationary gas turbines, internal combustion engines, and kilns.

[72 FR 32759, June 13, 2007, as amended at 74 FR 5090, Jan. 28, 2009]

§ 60.43c Standard for particulate matter (PM).

(a) On and after the date on which the initial performance test is completed or required to be completed under §60.8, whichever date comes first, no owner or operator of an affected facility that commenced construction, reconstruction, or modification on or before February 28, 2005, that combusts coal or combusts mixtures of coal with other fuels and has a heat input capacity of 8.7 MW (30 MMBtu/hr) or greater, shall cause to be discharged into the atmosphere from that affected facility any gases that contain PM in excess of the following emission limits:

(1) 22 ng/J (0.051 lb/MMBtu) heat input if the affected facility combusts only coal, or combusts coal with other fuels and has an annual capacity factor for the other fuels of 10 percent (0.10) or less.

(2) 43 ng/J (0.10 lb/MMBtu) heat input if the affected facility combusts coal with other fuels, has an annual capacity factor for the other fuels greater than 10 percent (0.10), and is subject to a federally enforceable requirement limiting operation of the affected facility to an annual capacity factor greater than 10 percent (0.10) for fuels other than coal.

(b) On and after the date on which the initial performance test is completed or required to be completed under §60.8, whichever date comes first, no owner or operator of an affected facility that commenced construction, reconstruction, or modification on or before February 28, 2005, that combusts wood or combusts mixtures of wood with other fuels (except coal) and has a heat input capacity of 8.7 MW (30 MMBtu/hr) or greater, shall cause to be discharged into the atmosphere from that affected facility any gases that contain PM in excess of the following emissions limits:

(1) 43 ng/J (0.10 lb/MMBtu) heat input if the affected facility has an annual capacity factor for wood greater than 30 percent (0.30); or

(2) 130 ng/J (0.30 lb/MMBtu) heat input if the affected facility has an annual capacity factor for wood of 30 percent (0.30) or less and is subject to a federally enforceable requirement limiting operation of the affected facility to an annual capacity factor for wood of 30 percent (0.30) or less.

(c) On and after the date on which the initial performance test is completed or required to be completed under §60.8, whichever date comes first, no owner or operator of an affected facility that can combust coal, wood, or oil and has a heat input capacity of 8.7 MW (30 MMBtu/hr) or greater shall cause to be discharged into the atmosphere from that affected facility any gases that exhibit greater than 20 percent opacity (6-minute average), except for one 6-minute period per hour of not more than 27 percent opacity. Owners and operators of an affected facility that elect to install, calibrate, maintain, and operate a continuous emissions monitoring system (CEMS) for measuring PM emissions according to the requirements of this subpart and are subject to a federally enforceable PM limit of 0.030 lb/MMBtu or less are exempt from the opacity standard specified in this paragraph.

(d) The PM and opacity standards under this section apply at all times, except during periods of startup, shutdown, or malfunction.

(e)(1) On and after the date on which the initial performance test is completed or is required to be completed under §60.8, whichever date comes first, no owner or operator of an affected facility that commences construction, reconstruction, or modification after February 28, 2005, and that combusts coal, oil, wood, a mixture of these fuels, or a mixture of these fuels with any other fuels and has a heat input capacity of 8.7 MW (30 MMBtu/hr) or greater shall cause to be discharged into the atmosphere from that affected facility any gases that contain PM in excess of 13 ng/J (0.030 lb/MMBtu) heat input, except as provided in paragraphs (e)(2), (e)(3), and (e)(4) of this section.

(2) As an alternative to meeting the requirements of paragraph (e)(1) of this section, the owner or operator of an affected facility for which modification commenced after February 28, 2005, may elect to meet the requirements of this paragraph. On and after the date on which the initial performance test is completed or required to be completed under §60.8, whichever date comes first, no owner or operator of

Appendix D: 40 CFR Part 60, Subpart Dc

an affected facility that commences modification after February 28, 2005 shall cause to be discharged into the atmosphere from that affected facility any gases that contain PM in excess of both:

(i) 22 ng/J (0.051 lb/MMBtu) heat input derived from the combustion of coal, oil, wood, a mixture of these fuels, or a mixture of these fuels with any other fuels; and

(ii) 0.2 percent of the combustion concentration (99.8 percent reduction) when combusting coal, oil, wood, a mixture of these fuels, or a mixture of these fuels with any other fuels.

(3) On and after the date on which the initial performance test is completed or is required to be completed under §60.8, whichever date comes first, no owner or operator of an affected facility that commences modification after February 28, 2005, and that combusts over 30 percent wood (by heat input) on an annual basis and has a heat input capacity of 8.7 MW (30 MMBtu/hr) or greater shall cause to be discharged into the atmosphere from that affected facility any gases that contain PM in excess of 43 ng/J (0.10 lb/MMBtu) heat input.

(4) On and after the date on which the initial performance test is completed or is required to be completed under §60.8, whichever date comes first, an owner or operator of an affected facility that commences construction, reconstruction, or modification after February 28, 2005, and that combusts only oil that contains no more than 0.50 weight percent sulfur or a mixture of 0.50 weight percent sulfur oil with other fuels not subject to a PM standard under §60.43c and not using a post-combustion technology (except a wet scrubber) to reduce PM or SO₂ emissions is not subject to the PM limit in this section.

[72 FR 32759, June 13, 2007, as amended at 74 FR 5091, Jan. 28, 2009]

§ 60.44c Compliance and performance test methods and procedures for sulfur dioxide.

(a) Except as provided in paragraphs (g) and (h) of this section and §60.8(b), performance tests required under §60.8 shall be conducted following the procedures specified in paragraphs (b), (c), (d), (e), and (f) of this section, as applicable. Section 60.8(f) does not apply to this section. The 30-day notice required in §60.8(d) applies only to the initial performance test unless otherwise specified by the Administrator.

(b) The initial performance test required under §60.8 shall be conducted over 30 consecutive operating days of the steam generating unit. Compliance with the percent reduction requirements and SO₂ emission limits under §60.42c shall be determined using a 30-day average. The first operating day included in the initial performance test shall be scheduled within 30 days after achieving the maximum production rate at which the affected facility will be operated, but not later than 180 days after the initial startup of the facility. The steam generating unit load during the 30-day period does not have to be the maximum design heat input capacity, but must be representative of future operating conditions.

(c) After the initial performance test required under paragraph (b) of this section and §60.8, compliance with the percent reduction requirements and SO₂ emission limits under §60.42c is based on the average percent reduction and the average SO₂ emission rates for 30 consecutive steam generating unit operating days. A separate performance test is completed at the end of each steam generating unit operating day, and a new 30-day average percent reduction and SO₂ emission rate are calculated to show compliance with the standard.

(d) If only coal, only oil, or a mixture of coal and oil is combusted in an affected facility, the procedures in Method 19 of appendix A of this part are used to determine the hourly SO₂ emission rate (E_{ho}) and the 30-day average SO₂ emission rate (E_{ao}). The hourly averages used to compute the 30-day averages are obtained from the CEMS. Method 19 of appendix A of this part shall be used to calculate E_{ao} when using daily fuel sampling or Method 6B of appendix A of this part.

(e) If coal, oil, or coal and oil are combusted with other fuels:

(1) An adjusted E_{ho} ($E_{ho}o$) is used in Equation 19–19 of Method 19 of appendix A of this part to compute the adjusted E_{ao} ($E_{ao}o$). The $E_{ho}o$ is computed using the following formula:

$$E_{ho}o = \frac{E_{ho} - E_w(1 - X_1)}{X_1}$$

Where:

Appendix D: 40 CFR Part 60, Subpart Dc

$E_{ho} = \text{Adjusted } E_{ho}, \text{ ng/J (lb/MMBtu)};$

$E_{ho} = \text{Hourly SO}_2 \text{ emission rate, ng/J (lb/MMBtu)};$

$E_w = \text{SO}_2 \text{ concentration in fuels other than coal and oil combusted in the affected facility, as determined by fuel sampling and analysis procedures in Method 9 of appendix A of this part, ng/J (lb/MMBtu). The value } E_w \text{ for each fuel lot is used for each hourly average during the time that the lot is being combusted. The owner or operator does not have to measure } E_w \text{ if the owner or operator elects to assume } E_w = 0.$

$X_k = \text{Fraction of the total heat input from fuel combustion derived from coal and oil, as determined by applicable procedures in Method 19 of appendix A of this part.}$

(2) The owner or operator of an affected facility that qualifies under the provisions of §60.42c(c) or (d) (where percent reduction is not required) does not have to measure the parameters E_w or X_k if the owner or operator of the affected facility elects to measure emission rates of the coal or oil using the fuel sampling and analysis procedures under Method 19 of appendix A of this part.

(f) Affected facilities subject to the percent reduction requirements under §60.42c(a) or (b) shall determine compliance with the SO_2 emission limits under §60.42c pursuant to paragraphs (d) or (e) of this section, and shall determine compliance with the percent reduction requirements using the following procedures:

(1) If only coal is combusted, the percent of potential SO_2 emission rate is computed using the following formula:

$$\%P_s = 100 \left(1 - \frac{\%R_f}{100} \right) \left(1 - \frac{\%R_g}{100} \right)$$

Where:

$\%P_s = \text{Potential SO}_2 \text{ emission rate, in percent};$

$\%R_g = \text{SO}_2 \text{ removal efficiency of the control device as determined by Method 19 of appendix A of this part, in percent; and}$

$\%R_f = \text{SO}_2 \text{ removal efficiency of fuel pretreatment as determined by Method 19 of appendix A of this part, in percent.}$

(2) If coal, oil, or coal and oil are combusted with other fuels, the same procedures required in paragraph (f)(1) of this section are used, except as provided for in the following:

(i) To compute the $\%P_s$, an adjusted $\%R_g$ ($\%R_{go}$) is computed from E_{ao} from paragraph (e)(1) of this section and an adjusted average SO_2 inlet rate (E_{ai}) using the following formula:

$$\%R_{go} = 100 \left(1 - \frac{E_{ao}}{E_{ai}} \right)$$

Where:

$\%R_{go}$ = Adjusted $\%R_g$, in percent;

E_{ao} = Adjusted E_{ao} , ng/J (lb/MMBtu); and

E_{ai} = Adjusted average SO_2 inlet rate, ng/J (lb/MMBtu).

(ii) To compute E_{ai} , an adjusted hourly SO_2 inlet rate (E_{hi}) is used. The E_{hi} is computed using the following formula:

$$E_{hi} = \frac{E_k - E_w(1 - X_k)}{X_k}$$

Where:

E_{hi} = Adjusted E_{hi} , ng/J (lb/MMBtu);

E_{hi} = Hourly SO_2 inlet rate, ng/J (lb/MMBtu);

E_w = SO_2 concentration in fuels other than coal and oil combusted in the affected facility, as determined by fuel sampling and analysis procedures in Method 19 of appendix A of this part, ng/J (lb/MMBtu). The value E_w for each fuel lot is used for each hourly average during the time that the lot is being combusted. The owner or operator does not have to measure E_w if the owner or operator elects to assume $E_w = 0$; and

X_k = Fraction of the total heat input from fuel combustion derived from coal and oil, as determined by applicable procedures in Method 19 of appendix A of this part.

(g) For oil-fired affected facilities where the owner or operator seeks to demonstrate compliance with the fuel oil sulfur limits under §60.42c based on shipment fuel sampling, the initial performance test shall consist of sampling and analyzing the oil in the initial tank of oil to be fired in the steam generating unit to demonstrate that the oil contains 0.5 weight percent sulfur or less. Thereafter, the owner or operator of the affected facility shall sample the oil in the fuel tank after each new shipment of oil is received, as described under §60.46c(d)(2).

(h) For affected facilities subject to §60.42c(h)(1), (2), or (3) where the owner or operator seeks to demonstrate compliance with the SO_2 standards based on fuel supplier certification, the performance test shall consist of the certification from the fuel supplier, as described in §60.48c(f), as applicable.

(i) The owner or operator of an affected facility seeking to demonstrate compliance with the SO_2 standards under §60.42c(c)(2) shall demonstrate the maximum design heat input capacity of the steam generating unit by operating the steam generating unit at this capacity for 24 hours. This demonstration shall be made during the initial performance test, and a subsequent demonstration may be requested at any other time. If the demonstrated 24-hour average firing rate for the affected facility is less than the maximum design heat input capacity stated by the manufacturer of the affected facility, the demonstrated 24-hour average firing rate shall be used to determine the annual capacity factor for the affected facility; otherwise, the maximum design heat input capacity provided by the manufacturer shall be used.

(j) The owner or operator of an affected facility shall use all valid SO_2 emissions data in calculating P_s and E_{ho} under paragraphs (d), (e), or (f) of this section, as applicable, whether or not the minimum emissions data requirements under §60.46c(f) are achieved. All valid emissions data, including valid data collected during periods of startup, shutdown, and malfunction, shall be used in calculating P_s or E_{ho} pursuant to paragraphs (d), (e), or (f) of this section, as applicable.

[72 FR 32759, June 13, 2007, as amended at 74 FR 5091, Jan. 28, 2009]

§ 60.45c Compliance and performance test methods and procedures for particulate matter.

(a) The owner or operator of an affected facility subject to the PM and/or opacity standards under §60.43c shall conduct an initial performance test as required under §60.8, and shall conduct subsequent performance tests as requested by the Administrator, to determine compliance with the standards using the following procedures and reference methods, except as specified in paragraph (c) of this section.

(1) Method 1 of appendix A of this part shall be used to select the sampling site and the number of traverse sampling points.

(2) Method 3A or 3B of appendix A–2 of this part shall be used for gas analysis when applying Method 5 or 5B of appendix A–3 of this part or 17 of appendix A–6 of this part.

(3) Method 5, 5B, or 17 of appendix A of this part shall be used to measure the concentration of PM as follows:

(i) Method 5 of appendix A of this part may be used only at affected facilities without wet scrubber systems.

(ii) Method 17 of appendix A of this part may be used at affected facilities with or without wet scrubber systems provided the stack gas temperature does not exceed a temperature of 160 °C (320 °F). The procedures of Sections 8.1 and 11.1 of Method 5B of appendix A of this part may be used in Method 17 of appendix A of this part only if Method 17 of appendix A of this part is used in conjunction with a wet scrubber system. Method 17 of appendix A of this part shall not be used in conjunction with a wet scrubber system if the effluent is saturated or laden with water droplets.

(iii) Method 5B of appendix A of this part may be used in conjunction with a wet scrubber system.

(4) The sampling time for each run shall be at least 120 minutes and the minimum sampling volume shall be 1.7 dry standard cubic meters (dscm) [60 dry standard cubic feet (dscf)] except that smaller sampling times or volumes may be approved by the Administrator when necessitated by process variables or other factors.

(5) For Method 5 or 5B of appendix A of this part, the temperature of the sample gas in the probe and filter holder shall be monitored and maintained at 160 ±14 °C (320±25 °F).

(6) For determination of PM emissions, an oxygen (O₂) or carbon dioxide (CO₂) measurement shall be obtained simultaneously with each run of Method 5, 5B, or 17 of appendix A of this part by traversing the duct at the same sampling location.

(7) For each run using Method 5, 5B, or 17 of appendix A of this part, the emission rates expressed in ng/J (lb/MMBtu) heat input shall be determined using:

(i) The O₂ or CO₂ measurements and PM measurements obtained under this section, (ii) The dry basis F factor, and

(iii) The dry basis emission rate calculation procedure contained in Method 19 of appendix A of this part.

(8) Method 9 of appendix A–4 of this part shall be used for determining the opacity of stack emissions.

(b) The owner or operator of an affected facility seeking to demonstrate compliance with the PM standards under §60.43c(b)(2) shall demonstrate the maximum design heat input capacity of the steam generating unit by operating the steam generating unit at this capacity for 24 hours. This demonstration shall be made during the initial performance test, and a subsequent demonstration may be requested at any other time. If the demonstrated 24-hour average firing rate for the affected facility is less than the maximum design heat input capacity stated by the manufacturer of the affected facility, the demonstrated 24-hour average firing rate shall be used to determine the annual capacity factor for the affected facility; otherwise, the maximum design heat input capacity provided by the manufacturer shall be used.

(c) In place of PM testing with Method 5 or 5B of appendix A–3 of this part or Method 17 of appendix A–6 of this part, an owner or operator may elect to install, calibrate, maintain, and operate a CEMS for monitoring PM emissions discharged to the atmosphere and record the output of the system. The owner or operator of an affected facility who elects to continuously monitor PM emissions instead of conducting

Appendix D: 40 CFR Part 60, Subpart Dc

performance testing using Method 5 or 5B of appendix A-3 of this part or Method 17 of appendix A-6 of this part shall install, calibrate, maintain, and operate a CEMS and shall comply with the requirements specified in paragraphs (c)(1) through (c)(14) of this section.

- (1) Notify the Administrator 1 month before starting use of the system.
- (2) Notify the Administrator 1 month before stopping use of the system.
- (3) The monitor shall be installed, evaluated, and operated in accordance with §60.13 of subpart A of this part.
- (4) The initial performance evaluation shall be completed no later than 180 days after the date of initial startup of the affected facility, as specified under §60.8 of subpart A of this part or within 180 days of notification to the Administrator of use of CEMS if the owner or operator was previously determining compliance by Method 5, 5B, or 17 of appendix A of this part performance tests, whichever is later.
- (5) The owner or operator of an affected facility shall conduct an initial performance test for PM emissions as required under §60.8 of subpart A of this part. Compliance with the PM emission limit shall be determined by using the CEMS specified in paragraph (d) of this section to measure PM and calculating a 24-hour block arithmetic average emission concentration using EPA Reference Method 19 of appendix A of this part, section 4.1.
- (6) Compliance with the PM emission limit shall be determined based on the 24-hour daily (block) average of the hourly arithmetic average emission concentrations using CEMS outlet data.
- (7) At a minimum, valid CEMS hourly averages shall be obtained as specified in paragraph (c)(7)(i) of this section for 75 percent of the total operating hours per 30-day rolling average.
 - (i) At least two data points per hour shall be used to calculate each 1-hour arithmetic average.
 - (ii) [Reserved]
- (8) The 1-hour arithmetic averages required under paragraph (c)(7) of this section shall be expressed in ng/J or lb/MMBtu heat input and shall be used to calculate the boiler operating day daily arithmetic average emission concentrations. The 1-hour arithmetic averages shall be calculated using the data points required under §60.13(e)(2) of subpart A of this part.
- (9) All valid CEMS data shall be used in calculating average emission concentrations even if the minimum CEMS data requirements of paragraph (c)(7) of this section are not met.
- (10) The CEMS shall be operated according to Performance Specification 11 in appendix B of this part.
- (11) During the correlation testing runs of the CEMS required by Performance Specification 11 in appendix B of this part, PM and O₂ (or CO₂) data shall be collected concurrently (or within a 30- to 60-minute period) by both the continuous emission monitors and performance tests conducted using the following test methods.
 - (i) For PM, Method 5 or 5B of appendix A-3 of this part or Method 17 of appendix A-6 of this part shall be used; and
 - (ii) After July 1, 2010 or after Method 202 of appendix M of part 51 has been revised to minimize artifact measurement and notice of that change has been published in the Federal Register, whichever is later, for condensable PM emissions, Method 202 of appendix M of part 51 shall be used; and
 - (iii) For O₂ (or CO₂), Method 3A or 3B of appendix A-2 of this part, as applicable shall be used.
- (12) Quarterly accuracy determinations and daily calibration drift tests shall be performed in accordance with procedure 2 in appendix F of this part. Relative Response Audit's must be performed annually and Response Correlation Audits must be performed every 3 years.
- (13) When PM emissions data are not obtained because of CEMS breakdowns, repairs, calibration checks, and zero and span adjustments, emissions data shall be obtained by using other monitoring systems as approved by the Administrator or EPA Reference Method 19 of appendix A of this part to provide, as necessary, valid emissions data for a minimum of 75 percent of total operating hours on a 30-day rolling average.
- (14) After July 1, 2011, within 90 days after the date of completing each performance evaluation required

Appendix D: 40 CFR Part 60, Subpart Dc

by paragraph (c)(11) of this section, the owner or operator of the affected facility must either submit the test data to EPA by successfully entering the data electronically into EPA's WebFIRE data base available at <http://cfpub.epa.gov/oarweb/index.cfm?action=fire.main> or mail a copy to: United States Environmental Protection Agency; Energy Strategies Group; 109 TW Alexander DR; Mail Code: D243-01; RTP, NC 27711.

(d) The owner or operator of an affected facility seeking to demonstrate compliance under §60.43c(e)(4) shall follow the applicable procedures under §60.48c(f). For residual oil-fired affected facilities, fuel supplier certifications are only allowed for facilities with heat input capacities between 2.9 and 8.7 MW (10 to 30 MMBtu/hr).

[72 FR 32759, June 13, 2007, as amended at 74 FR 5091, Jan. 28, 2009]

§ 60.46c Emission monitoring for sulfur dioxide.

(a) Except as provided in paragraphs (d) and (e) of this section, the owner or operator of an affected facility subject to the SO₂ emission limits under §60.42c shall install, calibrate, maintain, and operate a CEMS for measuring SO₂ concentrations and either O₂ or CO₂ concentrations at the outlet of the SO₂ control device (or the outlet of the steam generating unit if no SO₂ control device is used), and shall record the output of the system. The owner or operator of an affected facility subject to the percent reduction requirements under §60.42c shall measure SO₂ concentrations and either O₂ or CO₂ concentrations at both the inlet and outlet of the SO₂ control device.

(b) The 1-hour average SO₂ emission rates measured by a CEMS shall be expressed in ng/J or lb/MMBtu heat input and shall be used to calculate the average emission rates under §60.42c. Each 1-hour average SO₂ emission rate must be based on at least 30 minutes of operation, and shall be calculated using the data points required under §60.13(h)(2). Hourly SO₂ emission rates are not calculated if the affected facility is operated less than 30 minutes in a 1-hour period and are not counted toward determination of a steam generating unit operating day.

(c) The procedures under §60.13 shall be followed for installation, evaluation, and operation of the CEMS.

(1) All CEMS shall be operated in accordance with the applicable procedures under Performance Specifications 1, 2, and 3 of appendix B of this part.

(2) Quarterly accuracy determinations and daily calibration drift tests shall be performed in accordance with Procedure 1 of appendix F of this part.

(3) For affected facilities subject to the percent reduction requirements under §60.42c, the span value of the SO₂ CEMS at the inlet to the SO₂ control device shall be 125 percent of the maximum estimated hourly potential SO₂ emission rate of the fuel combusted, and the span value of the SO₂ CEMS at the outlet from the SO₂ control device shall be 50 percent of the maximum estimated hourly potential SO₂ emission rate of the fuel combusted.

(4) For affected facilities that are not subject to the percent reduction requirements of §60.42c, the span value of the SO₂ CEMS at the outlet from the SO₂ control device (or outlet of the steam generating unit if no SO₂ control device is used) shall be 125 percent of the maximum estimated hourly potential SO₂ emission rate of the fuel combusted.

(d) As an alternative to operating a CEMS at the inlet to the SO₂ control device (or outlet of the steam generating unit if no SO₂ control device is used) as required under paragraph (a) of this section, an owner or operator may elect to determine the average SO₂ emission rate by sampling the fuel prior to combustion. As an alternative to operating a CEMS at the outlet from the SO₂ control device (or outlet of the steam generating unit if no SO₂ control device is used) as required under paragraph (a) of this section, an owner or operator may elect to determine the average SO₂ emission rate by using Method 6B of appendix A of this part. Fuel sampling shall be conducted pursuant to either paragraph (d)(1) or (d)(2) of this section. Method 6B of appendix A of this part shall be conducted pursuant to paragraph (d)(3) of this section.

(1) For affected facilities combusting coal or oil, coal or oil samples shall be collected daily in an as-fired condition at the inlet to the steam generating unit and analyzed for sulfur content and heat content according to the Method 19 of appendix A of this part. Method 19 of appendix A of this part provides

Appendix D: 40 CFR Part 60, Subpart Dc

procedures for converting these measurements into the format to be used in calculating the average SO₂ input rate.

(2) As an alternative fuel sampling procedure for affected facilities combusting oil, oil samples may be collected from the fuel tank for each steam generating unit immediately after the fuel tank is filled and before any oil is combusted. The owner or operator of the affected facility shall analyze the oil sample to determine the sulfur content of the oil. If a partially empty fuel tank is refilled, a new sample and analysis of the fuel in the tank would be required upon filling. Results of the fuel analysis taken after each new shipment of oil is received shall be used as the daily value when calculating the 30-day rolling average until the next shipment is received. If the fuel analysis shows that the sulfur content in the fuel tank is greater than 0.5 weight percent sulfur, the owner or operator shall ensure that the sulfur content of subsequent oil shipments is low enough to cause the 30-day rolling average sulfur content to be 0.5 weight percent sulfur or less.

(3) Method 6B of appendix A of this part may be used in lieu of CEMS to measure SO₂ at the inlet or outlet of the SO₂ control system. An initial stratification test is required to verify the adequacy of the Method 6B of appendix A of this part sampling location. The stratification test shall consist of three paired runs of a suitable SO₂ and CO₂ measurement train operated at the candidate location and a second similar train operated according to the procedures in §3.2 and the applicable procedures in section 7 of Performance Specification 2 of appendix B of this part. Method 6B of appendix A of this part, Method 6A of appendix A of this part, or a combination of Methods 6 and 3 of appendix A of this part or Methods 6C and 3A of appendix A of this part are suitable measurement techniques. If Method 6B of appendix A of this part is used for the second train, sampling time and timer operation may be adjusted for the stratification test as long as an adequate sample volume is collected; however, both sampling trains are to be operated similarly. For the location to be adequate for Method 6B of appendix A of this part 24-hour tests, the mean of the absolute difference between the three paired runs must be less than 10 percent (0.10).

(e) The monitoring requirements of paragraphs (a) and (d) of this section shall not apply to affected facilities subject to §60.42c(h) (1), (2), or (3) where the owner or operator of the affected facility seeks to demonstrate compliance with the SO₂ standards based on fuel supplier certification, as described under §60.48c(f), as applicable.

(f) The owner or operator of an affected facility operating a CEMS pursuant to paragraph (a) of this section, or conducting as-fired fuel sampling pursuant to paragraph (d)(1) of this section, shall obtain emission data for at least 75 percent of the operating hours in at least 22 out of 30 successive steam generating unit operating days. If this minimum data requirement is not met with a single monitoring system, the owner or operator of the affected facility shall supplement the emission data with data collected with other monitoring systems as approved by the Administrator.

§ 60.47c Emission monitoring for particulate matter.

(a) Except as provided in paragraphs (c), (d), (e), (f), and (g) of this section, the owner or operator of an affected facility combusting coal, oil, or wood that is subject to the opacity standards under §60.43c shall install, calibrate, maintain, and operate a continuous opacity monitoring system (COMS) for measuring the opacity of the emissions discharged to the atmosphere and record the output of the system. The owner or operator of an affected facility subject to an opacity standard in §60.43c(c) and that is not required to install a COMS due to paragraphs (c), (d), (e), or (f) of this section that elects not to install a COMS shall conduct a performance test using Method 9 of appendix A-4 of this part and the procedures in §60.11 to demonstrate compliance with the applicable limit in §60.43c and shall comply with either paragraphs (a)(1), (a)(2), or (a)(3) of this section. If during the initial 60 minutes of observation all 6-minute averages are less than 10 percent and all individual 15-second observations are less than or equal to 20 percent, the observation period may be reduced from 3 hours to 60 minutes.

(1) Except as provided in paragraph (a)(2) and (a)(3) of this section, the owner or operator shall conduct subsequent Method 9 of appendix A-4 of this part performance tests using the procedures in paragraph (a) of this section according to the applicable schedule in paragraphs (a)(1)(i) through (a)(1)(iv) of this section, as determined by the most recent Method 9 of appendix A-4 of this part performance test results.

(i) If no visible emissions are observed, a subsequent Method 9 of appendix A-4 of this part performance test must be completed within 12 calendar months from the date that the most recent performance test was conducted;

(ii) If visible emissions are observed but the maximum 6-minute average opacity is less than or equal to 5 percent, a subsequent Method 9 of appendix A-4 of this part performance test must be completed within 6 calendar months from the date that the most recent performance test was conducted;

(iii) If the maximum 6-minute average opacity is greater than 5 percent but less than or equal to 10

Appendix D: 40 CFR Part 60, Subpart Dc

percent, a subsequent Method 9 of appendix A-4 of this part performance test must be completed within 3 calendar months from the date that the most recent performance test was conducted; or

(iv) If the maximum 6-minute average opacity is greater than 10 percent, a subsequent Method 9 of appendix A-4 of this part performance test must be completed within 30 calendar days from the date that the most recent performance test was conducted.

(2) If the maximum 6-minute opacity is less than 10 percent during the most recent Method 9 of appendix A-4 of this part performance test, the owner or operator may, as an alternative to performing subsequent Method 9 of appendix A-4 of this part performance tests, elect to perform subsequent monitoring using Method 22 of appendix A-7 of this part according to the procedures specified in paragraphs (a)(2)(i) and (ii) of this section.

(i) The owner or operator shall conduct 10 minute observations (during normal operation) each operating day the affected facility fires fuel for which an opacity standard is applicable using Method 22 of appendix A-7 of this part and demonstrate that the sum of the occurrences of any visible emissions is not in excess of 5 percent of the observation period (*i.e.* , 30 seconds per 10 minute period). If the sum of the occurrence of any visible emissions is greater than 30 seconds during the initial 10 minute observation, immediately conduct a 30 minute observation. If the sum of the occurrence of visible emissions is greater than 5 percent of the observation period (*i.e.* , 90 seconds per 30 minute period) the owner or operator shall either document and adjust the operation of the facility and demonstrate within 24 hours that the sum of the occurrence of visible emissions is equal to or less than 5 percent during a 30 minute observation (*i.e.* , 90 seconds) or conduct a new Method 9 of appendix A-4 of this part performance test using the procedures in paragraph (a) of this section within 30 calendar days according to the requirements in §60.45c(a)(8).

(ii) If no visible emissions are observed for 30 operating days during which an opacity standard is applicable, observations can be reduced to once every 7 operating days during which an opacity standard is applicable. If any visible emissions are observed, daily observations shall be resumed.

(3) If the maximum 6-minute opacity is less than 10 percent during the most recent Method 9 of appendix A-4 of this part performance test, the owner or operator may, as an alternative to performing subsequent Method 9 of appendix A-4 performance tests, elect to perform subsequent monitoring using a digital opacity compliance system according to a site-specific monitoring plan approved by the Administrator. The observations shall be similar, but not necessarily identical, to the requirements in paragraph (a)(2) of this section. For reference purposes in preparing the monitoring plan, see OAQPS "Determination of Visible Emission Opacity from Stationary Sources Using Computer-Based Photographic Analysis Systems." This document is available from the U.S. Environmental Protection Agency (U.S. EPA); Office of Air Quality and Planning Standards; Sector Policies and Programs Division; Measurement Policy Group (D243-02), Research Triangle Park, NC 27711. This document is also available on the Technology Transfer Network (TTN) under Emission Measurement Center Preliminary Methods.

(b) All COMS shall be operated in accordance with the applicable procedures under Performance Specification 1 of appendix B of this part. The span value of the opacity COMS shall be between 60 and 80 percent.

(c) Owners and operators of an affected facilities that burn only distillate oil that contains no more than 0.5 weight percent sulfur and/or liquid or gaseous fuels with potential sulfur dioxide emission rates of 26 ng/J (0.060 lb/MMBtu) heat input or less and that do not use a post-combustion technology to reduce SO₂ or PM emissions and that are subject to an opacity standard in §60.43c(c) are not required to operate a COMS if they follow the applicable procedures in §60.48c(f).

(d) Owners or operators complying with the PM emission limit by using a PM CEMS must calibrate, maintain, operate, and record the output of the system for PM emissions discharged to the atmosphere as specified in §60.45c(c). The CEMS specified in paragraph §60.45c(c) shall be operated and data recorded during all periods of operation of the affected facility except for CEMS breakdowns and repairs. Data is recorded during calibration checks, and zero and span adjustments.

(e) Owners and operators of an affected facility that is subject to an opacity standard in §60.43c(c) and that does not use post-combustion technology (except a wet scrubber) for reducing PM, SO₂, or carbon monoxide (CO) emissions, burns only gaseous fuels or fuel oils that contain less than or equal to 0.5 weight percent sulfur, and is operated such that emissions of CO discharged to the atmosphere from the affected facility are maintained at levels less than or equal to 0.15 lb/MMBtu on a boiler operating day average basis is not required to operate a COMS. Owners and operators of affected facilities electing to comply with this paragraph must demonstrate compliance according to the procedures specified in paragraphs (e)(1) through (4) of this section; or

(1) You must monitor CO emissions using a CEMS according to the procedures specified in paragraphs (e)(1)(i) through (iv) of this section.

Appendix D: 40 CFR Part 60, Subpart Dc

- (i) The CO CEMS must be installed, certified, maintained, and operated according to the provisions in §60.58b(i)(3) of subpart Eb of this part.
- (ii) Each 1-hour CO emissions average is calculated using the data points generated by the CO CEMS expressed in parts per million by volume corrected to 3 percent oxygen (dry basis).
- (iii) At a minimum, valid 1-hour CO emissions averages must be obtained for at least 90 percent of the operating hours on a 30-day rolling average basis. The 1-hour averages are calculated using the data points required in §60.13(h)(2).
- (iv) Quarterly accuracy determinations and daily calibration drift tests for the CO CEMS must be performed in accordance with procedure 1 in appendix F of this part.
- (2) You must calculate the 1-hour average CO emissions levels for each steam generating unit operating day by multiplying the average hourly CO output concentration measured by the CO CEMS times the corresponding average hourly flue gas flow rate and divided by the corresponding average hourly heat input to the affected source. The 24-hour average CO emission level is determined by calculating the arithmetic average of the hourly CO emission levels computed for each steam generating unit operating day.
- (3) You must evaluate the preceding 24-hour average CO emission level each steam generating unit operating day excluding periods of affected source startup, shutdown, or malfunction. If the 24-hour average CO emission level is greater than 0.15 lb/MMBtu, you must initiate investigation of the relevant equipment and control systems within 24 hours of the first discovery of the high emission incident and, take the appropriate corrective action as soon as practicable to adjust control settings or repair equipment to reduce the 24-hour average CO emission level to 0.15 lb/MMBtu or less.
- (4) You must record the CO measurements and calculations performed according to paragraph (e) of this section and any corrective actions taken. The record of corrective action taken must include the date and time during which the 24-hour average CO emission level was greater than 0.15 lb/MMBtu, and the date, time, and description of the corrective action.
- (f) Owners and operators of an affected facility that is subject to an opacity standard in §60.43c(c) and that uses a bag leak detection system to monitor the performance of a fabric filter (baghouse) according to the most recent requirements in section §60.48Da of this part is not required to operate a COMS.
- (g) Owners and operators of an affected facility that is subject to an opacity standard in §60.43c(c) and that burns only gaseous fuels or fuel oils that contain less than or equal to 0.5 weight percent sulfur and operates according to a written site-specific monitoring plan approved by the permitting authority is not required to operate a COMS. This monitoring plan must include procedures and criteria for establishing and monitoring specific parameters for the affected facility indicative of compliance with the opacity standard.

[72 FR 32759, June 13, 2007, as amended at 74 FR 5091, Jan. 28, 2009]

§ 60.48c Reporting and recordkeeping requirements.

- (a) The owner or operator of each affected facility shall submit notification of the date of construction or reconstruction and actual startup, as provided by §60.7 of this part. This notification shall include:
 - (1) The design heat input capacity of the affected facility and identification of fuels to be combusted in the affected facility.
 - (2) If applicable, a copy of any federally enforceable requirement that limits the annual capacity factor for any fuel or mixture of fuels under §60.42c, or §60.43c.
 - (3) The annual capacity factor at which the owner or operator anticipates operating the affected facility based on all fuels fired and based on each individual fuel fired.
 - (4) Notification if an emerging technology will be used for controlling SO₂ emissions. The Administrator will examine the description of the control device and will determine whether the technology qualifies as an emerging technology. In making this determination, the Administrator may require the owner or operator of the affected facility to submit additional information concerning the control device. The affected facility is subject to the provisions of §60.42c(a) or (b)(1), unless and until this determination is made by the Administrator.
- (b) The owner or operator of each affected facility subject to the SO₂ emission limits of §60.42c, or the PM or opacity limits of §60.43c, shall submit to the Administrator the performance test data from the

Appendix D: 40 CFR Part 60, Subpart Dc

initial and any subsequent performance tests and, if applicable, the performance evaluation of the CEMS and/or COMS using the applicable performance specifications in appendix B of this part.

(c) In addition to the applicable requirements in §60.7, the owner or operator of an affected facility subject to the opacity limits in §60.43(c) shall submit excess emission reports for any excess emissions from the affected facility that occur during the reporting period and maintain records according to the requirements specified in paragraphs (c)(1) through (3) of this section, as applicable to the visible emissions monitoring method used.

(1) For each performance test conducted using Method 9 of appendix A-4 of this part, the owner or operator shall keep the records including the information specified in paragraphs (c)(1)(i) through (iii) of this section.

(i) Dates and time intervals of all opacity observation periods;

(ii) Name, affiliation, and copy of current visible emission reading certification for each visible emission observer participating in the performance test; and

(iii) Copies of all visible emission observer opacity field data sheets;

(2) For each performance test conducted using Method 22 of appendix A-4 of this part, the owner or operator shall keep the records including the information specified in paragraphs (c)(2)(i) through (iv) of this section.

(i) Dates and time intervals of all visible emissions observation periods;

(ii) Name and affiliation for each visible emission observer participating in the performance test;

(iii) Copies of all visible emission observer opacity field data sheets; and

(iv) Documentation of any adjustments made and the time the adjustments were completed to the affected facility operation by the owner or operator to demonstrate compliance with the applicable monitoring requirements.

(3) For each digital opacity compliance system, the owner or operator shall maintain records and submit reports according to the requirements specified in the site-specific monitoring plan approved by the Administrator

(d) The owner or operator of each affected facility subject to the SO₂ emission limits, fuel oil sulfur limits, or percent reduction requirements under §60.42c shall submit reports to the Administrator.

(e) The owner or operator of each affected facility subject to the SO₂ emission limits, fuel oil sulfur limits, or percent reduction requirements under §60.42c shall keep records and submit reports as required under paragraph (d) of this section, including the following information, as applicable.

(1) Calendar dates covered in the reporting period.

(2) Each 30-day average SO₂ emission rate (ng/J or lb/MMBtu), or 30-day average sulfur content (weight percent), calculated during the reporting period, ending with the last 30-day period; reasons for any noncompliance with the emission standards; and a description of corrective actions taken.

(3) Each 30-day average percent of potential SO₂ emission rate calculated during the reporting period, ending with the last 30-day period; reasons for any noncompliance with the emission standards; and a description of the corrective actions taken.

(4) Identification of any steam generating unit operating days for which SO₂ or diluent (O₂ or CO₂) data have not been obtained by an approved method for at least 75 percent of the operating hours; justification for not obtaining sufficient data; and a description of corrective actions taken.

(5) Identification of any times when emissions data have been excluded from the calculation of average emission rates; justification for excluding data; and a description of corrective actions taken if data have been excluded for periods other than those during which coal or oil were not combusted in the steam generating unit.

(6) Identification of the F factor used in calculations, method of determination, and type of fuel combusted.

Appendix D: 40 CFR Part 60, Subpart Dc

(7) Identification of whether averages have been obtained based on CEMS rather than manual sampling methods.

(8) If a CEMS is used, identification of any times when the pollutant concentration exceeded the full span of the CEMS.

(9) If a CEMS is used, description of any modifications to the CEMS that could affect the ability of the CEMS to comply with Performance Specifications 2 or 3 of appendix B of this part.

(10) If a CEMS is used, results of daily CEMS drift tests and quarterly accuracy assessments as required under appendix F, Procedure 1 of this part.

(11) If fuel supplier certification is used to demonstrate compliance, records of fuel supplier certification as described under paragraph (f)(1), (2), (3), or (4) of this section, as applicable. In addition to records of fuel supplier certifications, the report shall include a certified statement signed by the owner or operator of the affected facility that the records of fuel supplier certifications submitted represent all of the fuel combusted during the reporting period.

(f) Fuel supplier certification shall include the following information:

(1) For distillate oil:

(i) The name of the oil supplier;

(ii) A statement from the oil supplier that the oil complies with the specifications under the definition of distillate oil in §60.41c; and

(iii) The sulfur content or maximum sulfur content of the oil.

(2) For residual oil:

(i) The name of the oil supplier;

(ii) The location of the oil when the sample was drawn for analysis to determine the sulfur content of the oil, specifically including whether the oil was sampled as delivered to the affected facility, or whether the sample was drawn from oil in storage at the oil supplier's or oil refiner's facility, or other location;

(iii) The sulfur content of the oil from which the shipment came (or of the shipment itself); and

(iv) The method used to determine the sulfur content of the oil.

(3) For coal:

(i) The name of the coal supplier;

(ii) The location of the coal when the sample was collected for analysis to determine the properties of the coal, specifically including whether the coal was sampled as delivered to the affected facility or whether the sample was collected from coal in storage at the mine, at a coal preparation plant, at a coal supplier's facility, or at another location. The certification shall include the name of the coal mine (and coal seam), coal storage facility, or coal preparation plant (where the sample was collected);

(iii) The results of the analysis of the coal from which the shipment came (or of the shipment itself) including the sulfur content, moisture content, ash content, and heat content; and

(iv) The methods used to determine the properties of the coal.

(4) For other fuels:

(i) The name of the supplier of the fuel;

(ii) The potential sulfur emissions rate or maximum potential sulfur emissions rate of the fuel in ng/J heat input; and

(iii) The method used to determine the potential sulfur emissions rate of the fuel.

Appendix D: 40 CFR Part 60, Subpart Dc

(g)(1) Except as provided under paragraphs (g)(2) and (g)(3) of this section, the owner or operator of each affected facility shall record and maintain records of the amount of each fuel combusted during each operating day.

(2) As an alternative to meeting the requirements of paragraph (g)(1) of this section, the owner or operator of an affected facility that combusts only natural gas, wood, fuels using fuel certification in §60.48c(f) to demonstrate compliance with the SO₂ standard, fuels not subject to an emissions standard (excluding opacity), or a mixture of these fuels may elect to record and maintain records of the amount of each fuel combusted during each calendar month.

(3) As an alternative to meeting the requirements of paragraph (g)(1) of this section, the owner or operator of an affected facility or multiple affected facilities located on a contiguous property unit where the only fuels combusted in any steam generating unit (including steam generating units not subject to this subpart) at that property are natural gas, wood, distillate oil meeting the most current requirements in §60.42C to use fuel certification to demonstrate compliance with the SO₂ standard, and/or fuels, excluding coal and residual oil, not subject to an emissions standard (excluding opacity) may elect to record and maintain records of the total amount of each steam generating unit fuel delivered to that property during each calendar month.

(h) The owner or operator of each affected facility subject to a federally enforceable requirement limiting the annual capacity factor for any fuel or mixture of fuels under §60.42c or §60.43c shall calculate the annual capacity factor individually for each fuel combusted. The annual capacity factor is determined on a 12-month rolling average basis with a new annual capacity factor calculated at the end of the calendar month.

(i) All records required under this section shall be maintained by the owner or operator of the affected facility for a period of two years following the date of such record.

(j) The reporting period for the reports required under this subpart is each six-month period. All reports shall be submitted to the Administrator and shall be postmarked by the 30th day following the end of the reporting period.

[72 FR 32759, June 13, 2007, as amended at 74 FR 5091, Jan. 28, 2009]

Appendix E:
Clean Air Interstate Rule (CAIR) – 40 CFR Part 96 Subpart HHHH – CAIR Application

**TITLE V PERMIT
SUPPLEMENTAL PACKAGE
CLEAN AIR INTERSTATE RULE PERMIT APPLICATION**

AFIN:	30-00229 <i>K Gen - HS</i>	Date:	June 30, 2008
1. UNIT INFORMATION			
Enter the Source ID and Description (as identified in your Arkansas Title V Permit).			
Source Number	Description		
SN-01	Unit 1		
SN-02	Unit 2		

2. STANDARD REQUIREMENTS

Read the standard requirements and the certification. Enter the name of the CAIR designated representative, and sign and date. Include the supplemental application along with a completed Arkansas Operating Permit (Major Source) General Information Forms (pages 1-6). The Department will process a modification to the facility's Title V permit to incorporate these CAIR requirements.

NO_x Ozone Season Emission Requirements

§ 96.306 Standard requirements

(a) Permit requirements.


(1) The CAIR designated representative of each CAIR NO_x Ozone Season source required to have a title V operating permit and each CAIR NO_x Ozone Season unit required to have a title V operating permit at the source shall:

(i) Submit to the permitting authority a complete CAIR permit application under §96.322 in accordance with the deadlines specified in §96.321(a) and (b); and

(ii) Submit in a timely manner any supplemental information that the permitting authority determines is necessary in order to review a CAIR permit application and issue or deny a CAIR permit.

(2) The owners and operators of each CAIR NO_x Ozone Season source required to have a title V operating permit and each CAIR NO_x Ozone Season unit required to have a title V operating permit at the source shall have a CAIR permit issued by the permitting authority under subpart CCCC of 40 CFR part 96 for the source and operate the source and the unit in compliance with such CAIR permit.

(3) Except as provided in subpart IIII of 40 CFR part 96, the owners and operators of a CAIR NO_x Ozone Season source that is not otherwise required to have a title V operating permit and



K Gen-HS

AFIN: 30-00229

each CAIR NO_x Ozone Season unit that is not otherwise required to have a title V operating permit are not required to submit a CAIR permit application, and to have a CAIR permit, under subpart CCCC of 40 CFR part 96 for such CAIR NO_x Ozone Season source and such CAIR NO_x Ozone Season unit.

(b) Monitoring, reporting, and recordkeeping requirements.

(1) The owners and operators, and the CAIR designated representative, of each CAIR NO_x Ozone Season source and each CAIR NO_x Ozone Season unit at the source shall comply with the monitoring, reporting, and recordkeeping requirements of subpart HHHH of 40 CFR part 96.

(2) The emissions measurements recorded and reported in accordance with subpart HHHH of 40 CFR part 96 shall be used to determine compliance by each CAIR NO_x Ozone Season source with the CAIR NO_x Ozone Season emissions limitation under paragraph (c) of this §96.306.

(c) Nitrogen oxides ozone season emission requirements.

(1) As of the allowance transfer deadline for a control period, the owners and operators of each CAIR NO_x Ozone Season source and each CAIR NO_x Ozone Season unit at the source shall hold, in the source's compliance account, CAIR NO_x Ozone Season allowances available for compliance deductions for the control period under §96.354(a) in an amount not less than the tons of total nitrogen oxides emissions for the control period from all CAIR NO_x Ozone Season units at the source, as determined in accordance with subpart HHHH of this part.

(2) A CAIR NO_x Ozone Season unit shall be subject to the requirements under paragraph (c)(1) of this §96.306 starting on the later of May 1, 2009 or the deadline for meeting the unit's monitor certification requirements under §96.370(b)(1), (2), (3), or (7) and for each control period thereafter.

(3) A CAIR NO_x Ozone Season allowance shall not be deducted, for compliance with the requirements under paragraph (c)(1) of §96.306, for a control period in a calendar year before the year for which the CAIR NO_x Ozone Season allowance was allocated.

(4) CAIR NO_x Ozone Season allowances shall be held in, deducted from, or transferred into or among CAIR NO_x Ozone Season Allowance Tracking System accounts in accordance with subparts, FFFF, GGGG of 40 CFR part 96 and Chapter 14 of the Arkansas Pollution Control and Ecology Commission Regulation 19, Regulations of the Arkansas Plan of Implementation for Air Pollution Control.

(5) A CAIR NO_x Ozone Season allowance is a limited authorization to emit one ton of nitrogen oxides in accordance with the CAIR NO_x Ozone Season Trading Program. No provision of the CAIR NO_x Ozone Season Trading Program, the CAIR permit application, the CAIR permit, or an exemption under §96.305 and no provision of law shall be construed to limit the authority of the State or the United States to terminate or limit such authorization.

(6) A CAIR NO_x Ozone Season allowance does not constitute a property right.

(7) Upon recordation by the Administrator under subpart FFFF, GGGG of this part or Chapter 14 of the Arkansas Pollution Control and Ecology Commission Regulation 19, Regulations of the Arkansas Plan of Implementation for Air Pollution Control, every allocation, transfer, or deduction of a CAIR NO_x Ozone Season allowance to or from a CAIR NO_x Ozone Season source's compliance account is incorporated automatically in any CAIR permit of the source.

(d) *Excess emissions requirements.*

(1) If a CAIR NO_x Ozone Season source emits nitrogen oxides during any control period in excess of the CAIR NO_x Ozone Season emissions limitation, then:

- (i) The owners and operators of the source and each CAIR NO_x Ozone Season unit at the source shall surrender the CAIR NO_x Ozone Season allowances required for deduction under §96.354(d)(1) and pay any fine, penalty, or assessment or comply with any other remedy imposed, for the same violations, under the Clean Air Act or applicable State law; and
- (ii) Each ton of such excess emissions and each day of such control period shall constitute a separate violation of this subpart, the Clean Air Act, and applicable State law.

(e) *Recordkeeping and reporting requirements.*

(1) Unless otherwise provided, the owners and operators of the CAIR NO_x Ozone Season source and each CAIR NO_x Ozone Season unit at the source shall keep on site at the source each of the following documents for a period of 5 years from the date the document is created. This period may be extended for cause, at any time before the end of 5 years, in writing by the permitting authority or the Administrator.

(i) The certificate of representation under §96.313 for the CAIR designated representative for the source and each CAIR NO_x Ozone Season unit at the source and all documents that demonstrate the truth of the statements in the certificate of representation; provided that the certificate and documents shall be retained on site at the source beyond such 5-year period until such documents are superseded because of the submission of a new certificate of representation under §96.313 changing the CAIR designated representative.

(ii) All emissions monitoring information, in accordance with subpart HHHH of 40 CFR part 96, provided that to the extent that subpart HHHH of 40 CFR part 96 provides for a 3-year period for recordkeeping, the 3-year period shall apply.

(iii) Copies of all reports, compliance certifications, and other submissions and all records made or required under the CAIR NO_x Ozone Season Trading Program.

(iv) Copies of all documents used to complete a CAIR permit application and any other submission under the CAIR NO_x Ozone Season Trading Program or to demonstrate compliance with the requirements of the CAIR NO_x Ozone Season Trading Program.

(2) The CAIR designated representative of a CAIR NO_x Ozone Season source and each CAIR NO_x Ozone Season unit at the source shall submit the reports required under the CAIR NO_x Ozone Season Trading Program, including those under subpart HHHH of 40 CFR part 96.

(f) *Liability.*

(1) Each CAIR NO_x Ozone Season source and each CAIR NO_x Ozone Season unit shall meet the requirements of the CAIR NO_x Ozone Season Trading Program.

(2) Any provision of the CAIR NO_x Ozone Season Trading Program that applies to a CAIR NO_x Ozone Season source or the CAIR designated representative of a CAIR NO_x Ozone Season source shall also apply to the owners and operators of such source and of the CAIR NO_x Ozone Season units at the source.

(3) Any provision of the CAIR NO_x Ozone Season Trading Program that applies to a CAIR NO_x Ozone Season unit or the CAIR designated representative of a CAIR NO_x Ozone Season unit shall also apply to the owners and operators of such unit.

(g) *Effect on other authorities.*


KGCH AFIN: 30-00229

No provision of the CAIR NO_x Ozone Season Trading Program, a CAIR permit application, a CAIR permit, or an exemption under §96.305 shall be construed as exempting or excluding the owners and operators, and the CAIR designated representative, of a CAIR NO_x Ozone Season source or CAIR NO_x Ozone Season unit from compliance with any other provision of the applicable, approved State implementation plan, a federally enforceable permit, or the Clean Air Act.

3. CERTIFICATION

I am authorized to make this submission on behalf of the owners and operators of the source or units for which the submission is made. I certify under penalty of law that I have personally examined, and am familiar with, the statements and information submitted in this document and all its attachments. Based on my inquiry of those individuals with primary responsibility for obtaining the information, I certify that the statements and information are to the best of my knowledge and belief true, accurate, and complete. I am aware that there are significant penalties for submitting false statements and information or omitting required statements and information, including the possibility of fine or imprisonment.

CAIR Designated Representative

Charles L. Holland Name (Print)	
Signature 	Date 6/30/2008

CERTIFICATE OF SERVICE

I, Cynthia Hook, hereby certify that a copy of this permit has been mailed by first class mail to
KGen Power Corporation - KGen Hot Spring, LLC, 696 Black Branch Road, Malvern, AR,
72104, on this 1st day of April, 2009.

A handwritten signature in black ink, appearing to read 'C Hook', written over a horizontal line.

Cynthia Hook, AAI, Air Division

