



Arkansas Analytical, Inc.

Toxicity Test Results

MAGCOBAR MINE SITE
NPDES PERMIT NUMBER: AR0049794
October 2005

Fathead Minnow, *Pimephales promelas*, Larval Survival and Growth Test
Test 1000.0

Ceriodaphnia dubia, Survival and Reproduction Test
Test 1002.0

Prepared for: **Mr. David Friedman**
EEMA O&M Services Group
P.O. Box 232
Kulpsville, PA 19443

Prepared by: Arkansas Analytical, Inc.
11701 I-30, Bldg 1, Suite 115
Little Rock, Arkansas 72209
Lab Number K510350

Monday, November 07, 2005



Introduction

This report contains test results for toxicity testing for the Magcobar Mine Site. The NPDES permit number is AR0049794. The facility is located one mile northeast of Magnet Cove in Sections 10, 11, 14, & 15, Township 3 South, Range 17 West in Hot Springs County, Arkansas. The facility discharges into Chamberlain Creek, thence to Cove Creek, thence to Ouachita River in Segment 2F of the Ouachita River Basin.

The permit requires chronic biomonitoring testing bi-monthly for both *Ceriodaphnia dubia* and *Pimephales promelas*. The test results in this report represent the testing for October of 2005.

Plant Operations

To be provided by permittee.



Source of Effluent and Dilution Water

Effluent samples were collected as follows:

Sample Collection:	Date, Time Started	Date, Time Ended
Sample #1:	10-10-05, 0930	10-11-05, 0930
Sample #2:	10-11-05, 0930	10-12-05, 0930
Sample #3:	10-17-05, 0930	10-18-05, 0930

The sample was a composite collected at the final discharge from the Magcobar mine site.

The following information was collected upon immediate receipt of the samples at the laboratory:

Sample Receiving Information:	Date, Time Sample(s) Received	Storage Temperature (°C)
Sample #1:	10-11-05, 1105	4
Sample #2:	10-12-05, 1056	4
Sample #3:	10-18-05, 1030	4

Chain of custody documentation is located in Appendix A.

The permit designates the receiving water to be used as dilution water for the toxicity tests. Synthetic dilution water was substituted either because zero flow conditions existed or due to an earlier characterization of the receiving water as being toxic.

Each sample was analyzed for pH, hardness, total alkalinity, and conductivity. Results are provided in Appendix B.

Dilution Series

Five dilutions in addition to a control (0% effluent) were used in the toxicity tests. The dilutions, which were made with synthetic water, were 32%, 42%, 56%, 75%, and 100%. The low-flow effluent concentration (**critical dilution**) was defined as **100% effluent**.

Test Methods

EPA Method 1000.0, Fathead Minnow, *Pimephales promelas*, Larval Survival and Growth Test, was used in this bioassay. Larvae are exposed in a static renewal system for seven days and the results are based on the survival and growth (increase in weight) of the larvae. There were no deviations from the reference method. The test chambers were 500 ml plastic cups, and each chamber contained ten organisms in a test solution volume of 250 mls. The test temperature was 25 degrees Centigrade. Raw data and statistics are provided in Appendix C.

EPA Method 1002.0, Cladoceran, *Ceriodaphnia dubia*, Survival and Reproduction Test, was also used. Neonates are exposed in a static renewal system until at least 60% of the control organisms have produced a third brood. Results are based on the survival and reproduction of the organisms. One neonate was placed in each of ten replicate chambers using a randomizing template. Test chambers were 30 ml plastic cups filled with 15 ml of test solution. The test temperature was 25 degrees Centigrade. Raw data and statistics are provided in Appendix D.

Test Organisms

The organisms used in Test 1000.0 were < 24 hour old Fathead Minnows, *Pimephales promelas*, which were purchased from Aquatic Biosystems; a copy of the organism history is provided in Appendix E.

The organisms used in Test 1002.0 were < 24 hour old *Ceriodaphnia dubia* neonates, (all born within the same eight hours), obtained from an in-house culture. An organism history is provided in Appendix E.

Quality Assurance

Test Acceptability

TEST ACCEPTANCE CRITERIA for *Ceriodaphnia dubia*

Control Criteria	Results	Pass	Fail
Greater than or equal to 80% survival	90%	X	
Average of 15 or more young per surviving female	30.8	X	
At least 60% of surviving females should have produced 3 broods	80%	X	
The percent coefficient of variation between replicates must be 40% or less for the young of surviving females	27.5%	X	

TEST ACCEPTANCE CRITERIA for *Pimephales promelas*

Control Criteria	Results	Pass	Fail
Greater than or equal to 80% survival	88%	X	
The percent coefficient of variation between replicates must be 40% or less for survival	9.50%	X	
Minimum of 0.25 mg average dry weight of surviving controls	0.441	X	
The percent coefficient of variation between replicates must be 40% or less for growth	11.7%	X	

Reference Toxicant

The reference toxicant used was Potassium Chloride prepared in-house. The tests were performed using moderately hard synthetic as dilution water. The results of the reference toxicant were:

REFERENCE TOXICANT

<i>Ceriodaphnia dubia</i>		<i>Pimephales promelas</i>	
NOEC Survival:	250 ppm KCl	NOEC Survival:	500 ppm KCl
LOEC Survival:	500 ppm KCl	LOEC Survival:	1000 ppm KCl
NOEC Reproduction:	250 ppm KCl	NOEC Growth:	500 ppm KCl
LOEC Reproduction:	500 ppm KCl	LOEC Growth:	1000 ppm KCl

Quality Assurance charts are provided in Appendix F.

Summary of Results Magcobar Mine Site

<i>Ceriodaphnia dubia</i>		<i>Pimephales promelas</i>	
NOEC / LOEC Survival	100% / NA	NOEC / LOEC survival	100% / NA
NOEC / LOEC Reproduction	100% / NA	NOEC / LOEC growth	100% / NA
Mean number of neonates (critical dilution)	31.0	%CV survival (critical dilution)	7.86%
%CV Reproduction (critical dilution)	23.9%	Mean dry weight (critical dilution) in milligrams	0.411
		%CV growth (critical dilution)	25.2%

Conclusion


Chronic static renewal larval survival and growth test using fathead minnow, *Pimephales promelas*, (Method 1000.0).

The permit issued to the Magcobar Mine Site, AR0049794, specifies that the **critical dilution is 100% effluent**. The effluent samples did not exhibit lethal effects or sublethal effects at the critical dilution, and, as such, **passed** both portions of the test.


Chronic static renewal survival and reproduction test using *Ceriodaphnia dubia*, (Method 1002.0).

The permit issued to the Magcobar, AR0049794, specifies that the **critical dilution is 100% effluent**. The effluent samples did not exhibit lethal effects or sublethal effects at the critical dilution, and, as such, **passed** both portions of the test.


Biomonitoring Analysts:



 Jessica Gallagher



 Teresa Thomas



 Jennifer Morales



 Tracy Bounds



 Holly Harnish



SUMMARY REPORTING FORMS FOR CHRONIC BIOMONITORING
FATHEAD MINNOW LARVAE GROWTH AND SURVIVAL
PIMEPHALES PROMELAS

PERMITTEE: Magcobar Mine Site

NPDES #: AR0049794

Sample Collection:	Date, Time Started	Date, Time Ended
Sample #1:	10-10-05, 0930	10-11-05, 0930
Sample #2:	10-11-05, 0930	10-12-05, 0930
Sample #3:	10-17-05, 0930	10-18-05, 0930

Test initiated (date, time): 10-13-05, 1000 Test terminated (date, time): 10-20-05, 1400

Dilution water used: Soft Synthetic

DATA TABLE FOR FATHEAD MINNOW SURVIVAL

Effluent Conc %	Percent Survival in Replicate Chambers						Mean Percent Survival			
	A	B	C	D	E		24 hours	48 hours	7 days	CV %
0%	100	80	80	90	90		100	100	88	9.51
32%	90	100	90	90	90		100	100	92	
42%	90	100	90	100	100		96	96	96	
56%	100	100	100	100	90		98	98	98	
75%	100	90	80	100	90		100	100	92	
100%	90	90	90	80	100		98	98	90	7.86

DATA TABLE FOR GROWTH OF FATHEAD MINNOWS

Effluent Conc %	Average Dry Weight in milligrams in replicate chambers						Mean Dry Weight	CV%
	A	B	C	D	E			
0%	0.526	0.407	0.394	0.446	0.431		0.441	11.7
32%	0.417	0.403	0.291	0.306	0.368		0.357	
42%	0.372	0.356	0.326	0.348	0.313		0.343	
56%	0.353	0.384	0.244	0.386	0.525		0.378	
75%	0.408	0.428	0.364	0.396	0.396		0.398	
100%	0.312	0.475	0.337	0.372	0.559		0.411	25.2

Coefficient of Variation = standard deviation / mean * 100



SUMMARY REPORTING FORMS FOR CHRONIC BIOMONITORING
FATHEAD MINNOW LARVAE GROWTH AND SURVIVAL

Pimephales promelas

1. Dunnett's procedure or Steel's Many-One Rank Test as appropriate:
Is the mean survival at 7 days significantly different ($p=0.05$) than the control survival for:
a) LOW FLOW OR CRITICAL DILUTION, (100%) YES _____ NO X

2. Dunnett's Procedure
Is the mean dry weight (growth) at 7 days significantly different ($p=0.05$) than the control's dry weight (growth) for:
a) LOW FLOW OR CRITICAL DILUTION, (100%) YES _____ NO X

3. If NO was answered to 1.a) enter [0] otherwise enter [1] (parameter TLP6C): 0

4. If NO was answered to 2.a) enter [0] otherwise enter [1] (parameter TGP6C): 0

5. Enter percentage corresponding to each parameter below:
a) NOEC survival (parameter TOP6C)= 100 % effluent
b) NOEC growth (parameter TPP6C)= 100 % effluent
c) Coefficient of variation (parameter TQP6C)= 9.50 %



SUMMARY REPORTING FORMS FOR CHRONIC BIOMONITORING
Ceriodaphnia dubia SURVIVAL AND REPRODUCTION

Permittee: Magcobar Mine Site

NPDES #: AR0049794

Sample Collection:	Date, Time Started	Date, Time Ended
Sample #1:	10-10-05, 0930	10-11-05, 0930
Sample #2:	10-11-05, 0930	10-12-05, 0930
Sample #3:	10-17-05, 0930	10-18-05, 0930

Test initiated (date, time): 10-13-05, 0900 Test terminated (date, time): 10-20-05, 0830

Dilution water used: Soft Synthetic

Ceriodaphnia dubia SURVIVAL AND REPRODUCTION
 NUMBER OF YOUNG PRODUCED PER FEMALE @ TEST TERMINATION
 PERCENT EFFLUENT

Replicate	0%	32%	42%	56%	75%	100%
A	18	24	0	28	24	35
B	X0	38	41	37	45	14
C	17	X0	33	36	33	X0
D	28	34	41	39	X0	34
E	29	30	36	33	1	X0
F	39	40	0	34	33	39
G	38	36	42	34	35	33
H	35	30	30	31	34	30
I	35	46	34	39	41	32
J	38	43	36	45	35	31
Mean	27.7	32.1	29.3	35.6	27.8	24.8
Mean/surviving female	30.8	35.7	29.3	35.6	31.2	31.0
CV%*	27.5					23.9

X= Dead Adult; M= Male (Not considered in statistics)

*Coefficient of Variation = standard deviation/ mean * 100; CV% calculation based on young per surviving female



SUMMARY REPORTING FORMS FOR CHRONIC BIOMONITORING
Ceriodaphnia dubia SURVIVAL AND REPRODUCTION

Permittee: Magcohar Mine Site

NPDES #: AR0049794

PERCENT SURVIVAL

PERCENT EFFLUENT	0%	32%	42%	56%	75%	100%
Time of Reading: 24 HOURS	90	90	100	100	100	90
48 HOURS	90	90	100	100	90	80
Test termination	90	90	100	100	90	80

1. Fisher's Exact Test:

Is the mean survival at test termination significantly different (p=0.05) than the control survival for:

a) LOW FLOW OR CRITICAL DILUTION, (100%): YES _____ NO X

2. Dunnett's Procedure or Steel's Many One Rank Test:

Is the mean number of young produced per female significantly different (p=0.05) than the controls number of young per female for:

a) LOW FLOW OR CRITICAL DILUTION, (100%): YES _____ NO X

3. If NO was answered to 1.a) enter [0] otherwise enter [1] (parameter TLP3B): 0

4. If NO was answered to 2.a) enter [0] otherwise enter [1] (parameter TGP3B): 0

5. Enter percentage corresponding to each parameter below:

a) NOEC survival (parameter TOP3B)= 100 % effluent

b) NOEC reproduction (parameter TPP3B)= 100 % effluent

c) Coefficient of variation (parameter TQP3B)= 27.5 %

APPENDIX A

Chain of Custody Forms

CHAIN OF CUSTODY RECORD

CLIENT INFORMATION		Project Description	Turnaround Time	Preservation Codes:	
EEMA O&M		MAGCOBAR Mine Site	(CIRCLE ONE)	1. Cool, 4 degrees Centigrade	
P.O. Box 699		Reporting Information	24 hour	4. Thiosulfate for dechlorination	
2000 Darby Lane		Telephone: 501/467-8355	48 hour	5. Hydrochloric Acid for VOA	
Malvern, AR 72104		FAX: 501/467-8687		6. Sodium Hydroxide, pH > 12	
Attn: Darrel Scott		Bill to/P.O	Preservative Code:	TEST PARAMETERS	
			Bottle Type	C=glass, P=HDPE	
				V=septum, A=amber	

						Arkansas Analytical Lab # K510350A
Samplers: (Printed)						
Field Number	Sample Collection Date/s	Time/s	Grab	Comp	# of Containers	
FD1011COMP	10/11/2005	9:30	X		4	
Chronic Bio						


1. Relinquished by (Signature) 	Date/Time 10/11/05 10:30	1. Received by (Signature) 	For completion by laboratory Condition of samples: yes <input type="checkbox"/> no <input type="checkbox"/> A. Containers Correct? <input type="checkbox"/> B. Preservation Correct? <input type="checkbox"/> C. Seals intact? <input type="checkbox"/>	REMARKS
	2. Relinquished by (Signature) 	Date/Time 10-11-05 11:05		

ARKANSAS ANALYTICAL, INC. ** 11701 I-30, Bldg 1, Suite 115 ** Little Rock, Arkansas 72209 ** phone (501) 455-3233 ** Fax (501) 455-5118

CHAIN OF CUSTODY RECORD

CLIENT INFORMATION				Project Description			Turnaround Time (CIRCLE ONE)		Preservation Codes:			
EEMA O&M INC.				MAGCOBAR Mine Site			24 hour		1. Cool, 4 degrees Centigrade			
P.O. Box 699				Reporting Information			48 hour		2. Sulfuric Acid, pH <2			
2000 Derby Lane				Telephone: 501/467-8355			routine		3. Nitric Acid, pH <2			
Melvern, AR 72104				FAX: 501/467-8687			Preservative Code:		4. Thiosulfate for dechlorination			
Attn: Darrel Scott				Bill to/P.O.			Bottle Type		5. Hydrochloric Acid for YOA			
Darrel Scott				Darrel Scott			P		TEST PARAMETERS			
Samplers: (Signature/s)				Samplers: (Printed)			Chronic Bio		Arkansas Analytical Lab #			
Field Number	Date/s	Sample Collection Date/Time	Grab	Comp	# of Containers	Sample Matrix	SAMPLE IDENTIFICATION/ DESCRIPTION			REMARKS		
FD1012Comp	10/12/2005	9:30	X		4		Facility Discharge					
1. Relinquished by: (Signature)				Date/Time			1. Received by: (Signature)			For completion by laboratory		
Darrel Scott				10/12/05 1056			[Signature]			Condition of samples:		
2. Relinquished by: (Signature)				[Signature]			2. Received by: (Signature)			A. Containers Correct? <input checked="" type="checkbox"/> yes <input type="checkbox"/> no		
										B. Preservation Correct? <input checked="" type="checkbox"/> yes <input type="checkbox"/> no		
										C. Seals Intact? <input checked="" type="checkbox"/> yes <input type="checkbox"/> no		
										per 10c		

CHAIN OF CUSTODY RECORD

CLIENT INFORMATION		Project Description		Turnaround Time		Preservation Codes:		
EEMA O&M		MAGCOBAR Mine Site		(CIRCLE ONE)		1. Cool, 4 degrees Centigrade 2. Sulfuric Acid, pH <2 3. Nitric Acid, pH <2 4. Thiosulfate for dechlorination 5. Hydrochloric Acid for VOA 6. Sodium Hydroxide, pH >12		
P.O. Box 699		Reporting Information		24 hour				
2000 Darby Lane		Telephone: 501/467-8355		48 hour				
Malvern, AR 72104		FAX: 501/467-8687						
Attn: Darrel Scott		Bill to/P O		Preservative Code:		Bottle type code		
<i>Darrel Scott</i>		<i>Darrel Scott</i>		P		G=glass; P=HDPE		
				Chronic Bio		V=sepium; A=amber		
Field		Sample Collection		SAMPLER		TEST PARAMETERS		
Number	Date/s	Date/Time	Grab	Comp	# of Containers	Sample Matrix	IDENTIFICATION/ DESCRIPTION	Arkansas Analytical Lab #
FD1018COMP	10/18/2005	9:30	X	X	4		Facility Discharge	K50350C
1. Relinquished by (Signature)		Date/Time		1. Received by (Signature)		For completion by laboratory		REMARKS
<i>Darrel Scott</i>		10/18/05 1030		<i>Sydney James</i>		Condition of samples: A. Containers Correct? <input checked="" type="checkbox"/> yes <input type="checkbox"/> no B. Preservation Correct? <input checked="" type="checkbox"/> yes <input type="checkbox"/> no C. Seals Intact? <input checked="" type="checkbox"/> yes <input type="checkbox"/> no		Temp on Receipt - 10C
2. Relinquished by (Signature)		Date/Time		2. Received by laboratory (Signature)				
<i>[Signature]</i>		10-18-05 1030		<i>[Signature]</i>				

APPENDIX B

Effluent and Dilution Water Data

CHEMICAL DATA SHEET FOR CHRONIC TOXICITY TESTING

Fathead Minnow

Lab # / Sample ID		K510350		Test Start (Date/Time)		10/13/05; 1000			
Client		Weston		Test End (Date/Time)		10/20/05; 1400			
		Day of Test							notes/remarks
		1	2	3	4	5	6	7	
Control		10/13	10/14	10/15	10/16	10/17	10/18	10/19	SS130
D.O (mg/L)	INITIAL	7.1	7.9	8.4	7.4	8.8	8.1	8.6	
	FINAL	7.3	7.8	7.4	8.0	7.4	7.6	7.7	
pH(mg/L)	INITIAL	7.7	7.6	7.5	7.8	7.2	7.6	7.7	
	FINAL	7.8	7.6	7.7	6.6	7.1	7.1	7.3	
temp(C)	INITIAL	22.9	23.1	20.5	20.9	25.1	22.2	21.9	
	FINAL	25.0	25.0	25.0	25.0	25.0	25.0	25.0	
ALKALINITY(mg/L)		27							
HARDNESS(mg/L)		35							
CONDUCTIVITY(umhos/cm)		150							
CHLORINE(mg/L)		0.05							
CONC:		32%	32%	32%	32%	32%	32%	32%	
D.O (mg/L)	INITIAL	7.3	7.9	8.7	7.5	9.0	9.0	9.9	
	FINAL	7.3	7.7	7.4	8.0	7.4	7.6	7.5	
pH(mg/L)	INITIAL	7.4	7.4	7.3	7.7	7.3	7.5	7.6	
	FINAL	7.7	7.5	7.4	7.1	7.2	7.3	7.4	
temp(C)	INITIAL	22.9	23.1	21.6	22.1	25.1	22.2	22.8	
	FINAL	25.0	25.0	25.0	25.0	25.0	25.0	25.0	
CONC:		42%	42%	42%	42%	42%	42%	42%	
D.O (mg/L)	INITIAL	7.4	7.8	8.8	7.5	9.3	9.4	9.1	
	FINAL	7.3	7.4	7.5	8.0	7.2	7.6	7.5	
pH(mg/L)	INITIAL	7.4	7.5	7.3	7.5	7.3	7.5	7.6	
	FINAL	7.7	7.5	7.4	7.1	7.2	7.3	7.4	
temp(C)	INITIAL	22.9	23.1	21.9	22.1	25.1	22.2	22.8	
	FINAL	25.0	25.0	25.0	25.0	25.0	25.0	25.0	
CONC:		56%	56%	56%	56%	56%	56%	56%	
D.O (mg/L)	INITIAL	7.5	7.8	8.9	7.6	9.3	9.5	9.2	
	FINAL	7.2	7.6	7.6	7.8	7.2	7.6	7.5	
pH(mg/L)	INITIAL	7.7	7.5	7.3	7.5	7.4	7.6	7.5	
	FINAL	7.6	7.5	7.4	7.1	7.1	7.2	7.3	
temp(C)	INITIAL	22.9	23.1	22.4	22.1	25.1	22.2	22.8	
	FINAL	25.0	25.0	25.0	25.0	25.0	25.0	25.0	
CONC:		75%	75%	75%	75%	75%	75%	75%	
D.O (mg/L)	INITIAL	7.6	7.9	9.1	7.6	9.3	9.5	9.2	
	FINAL	7.2	7.6	7.6	7.8	7.1	7.6	7.5	
pH(mg/L)	INITIAL	7.4	7.5	7.3	7.4	7.3	7.6	7.5	
	FINAL	7.6	7.4	7.4	7.1	7.1	7.2	7.3	
temp(C)	INITIAL	22.9	23.1	23.4	22.1	25.1	22.2	22.8	
	FINAL	25.0	25.0	25.0	25.0	25.0	25.0	25.0	
CONC:		100%	100%	100%	100%	100%	100%	100%	
D.O (mg/L)	INITIAL	7.7	8.0	9.3	7.8	9.7	9.8	9.5	
	FINAL	7.2	7.7	7.6	7.8	7.1	7.4	7.5	
pH(mg/L)	INITIAL	7.4	7.5	7.3	7.3	7.3	7.5	7.5	
	FINAL	7.5	7.4	7.3	7.1	7.1	7.1	7.0	
temp(C)	INITIAL	22.9	23.1	24.2	22.1	25.1	22.2	22.8	
	FINAL	25.0	25.0	25.0	25.0	25.0	25.0	25.0	
CONC:		100%	100%	100%	100%	100%	100%	100%	
ALKALINITY (mg/L)		17	6		17	6	20		
HARDNESS(mg/L)		1400	11080		1400	1680	1470		
CONDUCTIVITY(umhos/cm)		2370	2390		2370	2390	2420		
CHLORINE(mg/L)		0.05	0.05		0.05	0.05	0.05		

CHEMICAL DATA SHEET FOR CHRONIC TOXICITY TESTING

Ceriodaphnia dubia

Lab # / Sample ID		K910350		Test Start (Date/Time)		10/13/05, 0900		Client		Weston		Test End (Date/Time)		10/20/05, 0830	
		Day of Test													
		1	2	3	4	5	6	7	8	notes/remarks					
Control		10/13	10/14	10/15	10/16	10/17	10/18	10/19		55130					
D.O (mg/L)	INITIAL	7.1	7.9	8.4	7.4	8.8	8.7	8.6							
	FINAL	7.0	8.0	7.5	7.3	7.6	7.5	7.9							
pH	INITIAL	7.7	7.6	7.5	7.8	7.4	7.6	7.7							
	FINAL	7.8	7.5	7.2	7.5	7.4	7.5	7.4							
temp(C)	INITIAL	21.9	23.1	20.5	20.9	25.1	22.2	21.9							
	FINAL	25.0	25.0	25.0	25.0	25.0	25.0	25.0							
ALKALINITY(mg/L)		21													
HARDNESS(mg/L)		35													
CONDUCTIVITY(umhos/cm)		150													
CHLORINE(mg/L)		0.05													
CONC:		321	321	321	321	321	321	321							
D.O (mg/L)	INITIAL	7.3	7.9	8.7	7.5	8.9	9.0	8.9							
	FINAL	7.0	8.1	7.7	7.5	7.9	7.8	8.0							
pH	INITIAL	7.4	7.6	7.3	7.7	7.3	7.5	7.0							
	FINAL	7.7	7.4	7.2	7.5	7.4	7.3	7.4							
temp(C)	INITIAL	21.9	23.1	21.6	22.1	25.1	22.2	22.8							
	FINAL	25.0	25.0	25.0	25.0	25.0	25.0	25.0							
CONC:		421	421	421	421	421	421	421							
D.O (mg/L)	INITIAL	7.4	7.8	8.8	7.5	9.3	9.4	9.1							
	FINAL	7.0	8.0	7.7	7.6	7.9	7.8	8.1							
pH	INITIAL	7.4	7.5	7.3	7.5	7.3	7.5	7.0							
	FINAL	7.7	7.4	7.4	7.5	7.5	7.4	7.4							
temp(C)	INITIAL	21.9	23.1	21.9	22.1	25.1	22.2	22.8							
	FINAL	25.0	25.0	25.0	25.0	25.0	25.0	25.0							
CONC:		561	561	561	561	561	561	561							
D.O (mg/L)	INITIAL	7.5	7.8	8.9	7.6	9.3	9.5	9.2							
	FINAL	7.1	8.2	7.7	8.0	7.9	7.8	8.1							
pH	INITIAL	7.4	7.5	7.3	7.5	7.4	7.6	7.5							
	FINAL	7.6	7.4	7.4	7.5	7.5	7.4	7.4							
temp(C)	INITIAL	21.9	23.1	22.4	22.1	25.1	22.2	22.8							
	FINAL	25.0	25.0	25.0	25.0	25.0	25.0	25.0							
CONC:		751	751	751	751	751	751	751							
D.O (mg/L)	INITIAL	7.6	7.9	9.1	7.6	9.3	9.5	9.2							
	FINAL	7.1	8.0	7.8	7.9	8.0	8.0	8.2							
pH	INITIAL	7.4	7.5	7.3	7.4	7.3	7.6	7.5							
	FINAL	7.4	7.4	7.4	7.4	7.6	7.7	7.5							
temp(C)	INITIAL	21.9	23.1	23.4	22.1	25.1	22.2	22.8							
	FINAL	25.0	25.0	25.0	25.0	25.0	25.0	25.0							
CONC:		1001	1001	1001	1001	1001	1001	1001							
D.O (mg/L)	INITIAL	7.7	8.0	9.3	7.8	9.7	9.8	9.5							
	FINAL	7.3	8.1	7.9	8.0	8.1	8.2	8.2							
pH	INITIAL	7.4	7.5	7.3	7.3	7.3	7.5	7.5							
	FINAL	7.4	7.4	7.3	7.3	7.5	7.6	7.0							
temp(C)	INITIAL	21.9	23.1	24.2	22.1	25.1	22.2	22.8							
	FINAL	25.0	25.0	25.0	25.0	25.0	25.0	25.0							
CONC:		100%	100%	100%	100%	100%	100%	100%							
ALKALINITY(mg/L)		17	6		17	6	20								
HARDNESS(mg/L)		1400	1680		1400	1680	1470								
CONDUCTIVITY(umhos/cm)		2370	2390		2370	2390	2420								
CHLORINE(mg/L)		0.05	0.05		0.05	0.05	0.05								

APPENDIX C

Fathead minnow raw data and statistics

SURVIVAL DATA FOR FATHEAD MINNOW LARVAL SURVIVAL AND GROWTH TEST

LAB # SAMPLE ID KS10350 TEST START DATE 10-13 TIME 1000
 CLIENT Neston TEST END DATE 10-20 TIME 1400
 AGE AND SOURCE OF MINNOWS 24 hrs; Aquatex

CONC:	REP #	start	DAY (NUMBER SURVIVING)							SURVIVAL		
			1	2	3	4	5	6	7	%	MEAN %	CV
Control	A 31	10	10	10	10	10	10	10	10	100	88.0%	9.501
	B 32	10	10	10	10	10	10	10	8	80		
	C 33	10	10	10	9	9	9	8	80			
	D 34	10	10	10	10	10	10	9	90			
	E 35	10	10	10	10	10	10	9	90			
321	A 36	10	10	10	10	10	10	9	9	90	92%	
	B 37	10	10	10	10	10	10	10	10	100		
	C 38	10	10	10	9	9	9	9	90			
	D 39	10	10	10	9	9	9	9	90			
	E 40	10	10	10	10	10	10	9	90			
421	A 41	10	9	9	9	9	9	9	9	90	96%	
	B 42	10	10	10	10	10	10	10	10	100		
	C 43	10	9	9	9	9	9	9	90			
	D 44	10	10	10	10	10	10	10	100			
	E 45	10	10	10	10	10	10	10	100			
561	A 46	10	10	10	10	10	10	10	10	100	98%	
	B 47	10	10	10	10	10	10	10	10	100		
	C 48	10	10	10	10	10	10	10	100			
	D 49	10	10	10	10	10	10	10	100			
	E 50	10	9	9	9	9	9	9	90			
751	A 51	10	10	10	10	10	10	10	10	100	92%	
	B 52	10	10	10	10	10	10	9	90			
	C 53	10	10	10	10	10	10	8	80			
	D 54	10	10	10	10	10	10	10	100			
	E 55	10	10	10	10	10	10	9	90			
1001	A 56	10	10	10	10	10	10	10	9	90	90%	7.86
	B 57	10	10	10	10	10	10	10	9	90		
	C 58	10	10	10	10	10	10	9	90			
	D 59	10	9	9	9	9	9	8	80			
	E 60	10	10	10	10	10	10	10	100			
ANALYST:		JG	JM	tb	JG	JG	JG	JG	HT			
DATE:		10-13	10-14	10-15	10-16	10-17	10-18	10-19	10-20			
TIME:		1000	1225	1510	1035	1305	1010	0940	1400			

CV = PERCENT COEFFICIENT OF VARIATION: STANDARD DEVIATION/MEAN * 100

WEIGHT DATA FOR LARVAL SURVIVAL AND GROWTH TEST

LAB # / #s:		K510350		TEST DATES (BEGIN / END):		10/13-20/05	
CLIENT:		Weston		WEIGHING DATE / TIME:		10/24/05, 0930	
ANALYSTS:		jg		DRYING TEMP (DEGREES C):		60	
SAMPLE ID:				DRYING TIME (HOURS):		24	
	REP #	FINAL DRY WEIGHT TIN+LARVAE (g)	INITIAL WEIGHT TIN (g)	TOTAL DRY WEIGHT OF LARVAE (g)	NUMBER OF LARVAE	DRY WEIGHT OF LARVAE (mg)	
CONTROL	A	1.24122	1.23596	0.00526	10	0.526	AVG DRY
	B	1.24841	1.24434	0.00407	10	0.407	WEIGHT (mg)
	C	1.24709	1.24315	0.00394	10	0.394	0.441
	D	1.24733	1.24287	0.00446	10	0.446	CV
	E	1.24979	1.24548	0.00431	10	0.431	11.7
CONC:	A	1.24276	1.23859	0.00417	10	0.417	AVG DRY
	B	1.24698	1.24295	0.00403	10	0.403	WEIGHT (mg)
	C	1.24992	1.24701	0.00291	10	0.291	0.357
	D	1.24866	1.24560	0.00306	10	0.306	CV
	E	1.25079	1.24711	0.00368	10	0.368	
CONC:	A	1.23905	1.23533	0.00372	10	0.372	AVG DRY
	B	1.23442	1.23086	0.00356	10	0.356	WEIGHT (mg)
	C	1.24834	1.24508	0.00326	10	0.326	0.343
	D	1.23748	1.23400	0.00348	10	0.348	CV
	E	1.25053	1.24740	0.00313	10	0.313	
CONC:	A	1.25233	1.24880	0.00353	10	0.353	AVG DRY
	B	1.25349	1.24965	0.00384	10	0.384	WEIGHT (mg)
	C	1.24789	1.24545	0.00244	10	0.244	0.378
	D	1.24884	1.24498	0.00386	10	0.386	CV
	E	1.24182	1.23657	0.00525	10	0.525	
CONC:	A	1.24041	1.23633	0.00408	10	0.408	AVG DRY
	B	1.24620	1.24192	0.00428	10	0.428	WEIGHT (mg)
	C	1.24726	1.24362	0.00364	10	0.364	0.398
	D	1.23227	1.22831	0.00396	10	0.396	CV
	E	1.23335	1.22939	0.00396	10	0.396	
CONC:	A	1.23629	1.23317	0.00312	10	0.312	AVG DRY
	B	1.23886	1.23411	0.00475	10	0.475	WEIGHT (mg)
	C	1.24413	1.24076	0.00337	10	0.337	0.411
	D	1.23389	1.23017	0.00372	10	0.372	CV
	E	1.24510	1.23951	0.00559	10	0.559	25.2

CV = (STANDARD DEVIATION/MEAN)*100

REMARKS:

WEIGHT DATA FOR LARVAL SURVIVAL AND GROWTH TEST

LAB # / #s: K510350				TEST DATES (BEGIN / END): 10/13/05 - 10/20/05		
CLIENT: Weston				WEIGHING DATE / TIME: 10/24/05; 0930		
ANALYSTS: JG				DRYING TEMP (DEGREES C): 60		
SAMPLE ID:				DRYING TIME (HOURS): 24		
	REP #	FINAL DRY WEIGHT TIN+LARVAE (g)	INITIAL WEIGHT TIN (g)	TOTAL DRY WEIGHT OF LARVAE (g)	NUMBER OF LARVAE	DRY WEIGHT OF LARVAE (mg)
Control	A 1	1.24122	1.23596			AVG DRY WEIGHT (mg)
	B 2	1.24841	1.24434			
	C 3	1.24709	1.24315			CV
	D 4	1.24733	1.24287			
	E 5	1.24979	1.24548			
32%	A 6	1.24276	1.23859			AVG DRY WEIGHT (mg)
	B 7	1.24698	1.24295			
	C 8	1.24992	1.24701			CV
	D 9	1.24866	1.24560			
	E 10	1.25079	1.24711			
42%	A 11	1.23905	1.23533			AVG DRY WEIGHT (mg)
	B 12	1.23442	1.23086			
	C 13	1.24834	1.24508			CV
	D 14	1.23748	1.23400			
	E 15	1.25053	1.24740			
56%	A 16	1.25233	1.24880			AVG DRY WEIGHT (mg)
	B 17	1.25349	1.24965			
	C 18	1.24789	1.24545			CV
	D 19	1.24884	1.24498			
	E 20	1.24182	1.23657			
75%	A 21	1.24041	1.23633			AVG DRY WEIGHT (mg)
	B 22	1.24620	1.24192			
	C 23	1.24726	1.24362			CV
	D 24	1.23227	1.22831			
	E 25	1.23335	1.22939			
100%	A 26	1.23629	1.23317			AVG DRY WEIGHT (mg)
	B 27	1.23886	1.23411			
	C 28	1.24413	1.24076			CV
	D 29	1.23389	1.23017			
	E 30	1.24510	1.23951			

CV = (STANDARD DEVIATION/MEAN)*100

REMARKS:

AA# K510350, FATHEAD MINNOW SURVIVAL, 10-13-05
File: k510350s Transform: ARC SINE(SQUARE ROOT(Y))

Shapiro - Wilk's test for normality

D = 0.251

W = 0.971

Critical W (P = 0.05) (n = 30) = 0.927

Critical W (P = 0.01) (n = 30) = 0.900

Data PASS normality test at P=0.01 level. Continue analysis.

AA# K510350, FATHEAD MINNOW SURVIVAL, 10-13-05
File: k510350s Transform: ARC SINE(SQUARE ROOT(Y))

Bartlett's test for homogeneity of variance
Calculated B1 statistic = 2.33

Table Chi-square value = 15.09 (alpha = 0.01, df = 5)
Table Chi-square value = 11.07 (alpha = 0.05, df = 5)

Data PASS B1 homogeneity test at 0.01 level. Continue analysis.

TITLE: AA# K510350, FATHEAD MINNOW SURVIVAL, 10-13-05

FILE: k510350s

TRANSFORM: ARC SINE(SQUARE ROOT(Y))

NUMBER OF GROUPS: 6

GRP	IDENTIFICATION	REP	VALUE	TRANS VALUE
1	CONTROL	1	1.0000	1.4120
1	CONTROL	2	0.8000	1.1071
1	CONTROL	3	0.8000	1.1071
1	CONTROL	4	0.9000	1.2490
1	CONTROL	5	0.9000	1.2490
2	32 % EFFLUENT	1	0.9000	1.2490
2	32 % EFFLUENT	2	1.0000	1.4120
2	32 % EFFLUENT	3	0.9000	1.2490
2	32 % EFFLUENT	4	0.9000	1.2490
2	32 % EFFLUENT	5	0.9000	1.2490
3	42 % EFFLUENT	1	0.9000	1.2490
3	42 % EFFLUENT	2	1.0000	1.4120
3	42 % EFFLUENT	3	0.9000	1.2490
3	42 % EFFLUENT	4	1.0000	1.4120
3	42 % EFFLUENT	5	1.0000	1.4120
4	56 % EFFLUENT	1	1.0000	1.4120
4	56 % EFFLUENT	2	1.0000	1.4120
4	56 % EFFLUENT	3	1.0000	1.4120
4	56 % EFFLUENT	4	1.0000	1.4120
4	56 % EFFLUENT	5	0.9000	1.2490
5	75 % EFFLUENT	1	1.0000	1.4120
5	75 % EFFLUENT	2	0.9000	1.2490
5	75 % EFFLUENT	3	0.8000	1.1071
5	75 % EFFLUENT	4	1.0000	1.4120
5	75 % EFFLUENT	5	0.9000	1.2490
6	100 % EFFLUENT	1	0.9000	1.2490
6	100 % EFFLUENT	2	0.9000	1.2490
6	100 % EFFLUENT	3	0.9000	1.2490
6	100 % EFFLUENT	4	0.8000	1.1071
6	100 % EFFLUENT	5	1.0000	1.4120

AA# K510350, FATHEAD MINNOW SURVIVAL, 10-13-05
File: k510350s Transform: ARC SINE(SQUARE ROOT(Y))

ANOVA TABLE

SOURCE	DF	SS	MS	F
Between	5	0.084	0.017	1.598
Within (Error)	24	0.251	0.010	
Total	29	0.335		

Critical F value = 2.62 (0.05,5,24)
Since $F < \text{Critical } F$ FAIL TO REJECT H_0 : All equal

AA# K510350, FATHEAD MINNOW SURVIVAL, 10-13-05
 File: k510350s Transform: ARC SINE(SQUARE ROOT(Y))

DUNNETT'S TEST - TABLE 1 OF 2 Ho:Control<Treatment

GROUP	IDENTIFICATION	TRANSFORMED MEAN	MEAN CALCULATED IN ORIGINAL UNITS	T STAT	SIG
1	CONTROL	1.225	0.880		
2	32 % EFFLUENT	1.282	0.920	-0.877	
3	42 % EFFLUENT	1.347	0.960	-1.884	
4	56 % EFFLUENT	1.379	0.980	-2.388	
5	75 % EFFLUENT	1.286	0.920	-0.942	
6	100 % EFFLUENT	1.253	0.900	-0.438	

Dunnett table value = 2.36 (1 Tailed Value, P=0.05, df=24,5)

AA# K510350, FATHEAD MINNOW SURVIVAL, 10-13-05
 File: k510350s Transform: ARC SINE(SQUARE ROOT(Y))

DUNNETT'S TEST - TABLE 2 OF 2 Ho:Control<Treatment

GROUP	IDENTIFICATION	NUM OF REPS	Minimum Sig Diff (IN ORIG. UNITS)	% of CONTROL	DIFFERENCE FROM CONTROL
1	CONTROL	5			
2	32 % EFFLUENT	5	0.114	12.9	-0.040
3	42 % EFFLUENT	5	0.114	12.9	-0.080
4	56 % EFFLUENT	5	0.114	12.9	-0.100
5	75 % EFFLUENT	5	0.114	12.9	-0.040
6	100 % EFFLUENT	5	0.114	12.9	-0.020

AA # K510350, FATHEAD MINNOW GROWTH, 10-13-05
File: k510350g Transform: NO TRANSFORMATION

Shapiro - Wilk's test for normality

D = 0.111

W = 0.959

Critical W (P = 0.05) (n = 30) = 0.927

Critical W (P = 0.01) (n = 30) = 0.900

Data PASS normality test at P=0.01 level. Continue analysis.

AA # K510350, FATHEAD MINNOW GROWTH, 10-13-05
File: k510350g Transform: NO TRANSFORMATION

Bartlett's test for homogeneity of variance
Calculated B1 statistic = 12.98

Table Chi-square value = 15.09 (alpha = 0.01, df = 5)
Table Chi-square value = 11.07 (alpha = 0.05, df = 5)

Data PASS B1 homogeneity test at 0.01 level. Continue analysis.

TITLE: AA # K510350, FATHEAD MINNOW GROWTH, 10-13-05
FILE: k510350g
TRANSFORM: NO TRANSFORMATION

NUMBER OF GROUPS: 6

GRP	IDENTIFICATION	REP	VALUE	TRANS VALUE
1	CONTROL	1	0.5260	0.5260
1	CONTROL	2	0.4070	0.4070
1	CONTROL	3	0.3940	0.3940
1	CONTROL	4	0.4460	0.4460
1	CONTROL	5	0.4310	0.4310
2	32 % EFFLUENT	1	0.4170	0.4170
2	32 % EFFLUENT	2	0.4030	0.4030
2	32 % EFFLUENT	3	0.2910	0.2910
2	32 % EFFLUENT	4	0.3060	0.3060
2	32 % EFFLUENT	5	0.3680	0.3680
3	42 % EFFLUENT	1	0.3720	0.3720
3	42 % EFFLUENT	2	0.3560	0.3560
3	42 % EFFLUENT	3	0.3260	0.3260
3	42 % EFFLUENT	4	0.3480	0.3480
3	42 % EFFLUENT	5	0.3130	0.3130
4	56 % EFFLUENT	1	0.3530	0.3530
4	56 % EFFLUENT	2	0.3840	0.3840
4	56 % EFFLUENT	3	0.2440	0.2440
4	56 % EFFLUENT	4	0.3860	0.3860
4	56 % EFFLUENT	5	0.5250	0.5250
5	75 % EFFLUENT	1	0.4080	0.4080
5	75 % EFFLUENT	2	0.4280	0.4280
5	75 % EFFLUENT	3	0.3640	0.3640
5	75 % EFFLUENT	4	0.3960	0.3960
5	75 % EFFLUENT	5	0.3960	0.3960
6	100 % EFFLUENT	1	0.3120	0.3120
6	100 % EFFLUENT	2	0.4750	0.4750
6	100 % EFFLUENT	3	0.3370	0.3370
6	100 % EFFLUENT	4	0.3720	0.3720
6	100 % EFFLUENT	5	0.5590	0.5590

AA # K510350, FATHEAD MINNOW GROWTH, 10-13-05
File: k510350g Transform: NO TRANSFORMATION

ANOVA TABLE

SOURCE	DF	SS	MS	F
Between	5	0.033	0.007	1.406
Within (Error)	24	0.111	0.005	
Total	29	0.143		

Critical F value = 2.62 (0.05,5,24)

Since $F < \text{Critical } F$ FAIL TO REJECT H_0 : All equal

AA # K510350, FATHEAD MINNOW GROWTH, 10-13-05
 File: k510350g Transform: NO TRANSFORMATION

DUNNETT'S TEST - TABLE 1 OF 2 Ho:Control<Treatment

GROUP	IDENTIFICATION	TRANSFORMED MEAN	MEAN CALCULATED IN ORIGINAL UNITS	T STAT	SIG
1	CONTROL	0.441	0.441		
2	32 % EFFLUENT	0.357	0.357	1.948	
3	42 % EFFLUENT	0.343	0.343	2.274	
4	56 % EFFLUENT	0.378	0.378	1.451	
5	75 % EFFLUENT	0.398	0.398	0.986	
6	100 % EFFLUENT	0.411	0.411	0.693	

Dunnett table value = 2.36 (1 Tailed Value, P=0.05, df=24,5)

AA # K510350, FATHEAD MINNOW GROWTH, 10-13-05
 File: k510350g Transform: NO TRANSFORMATION

DUNNETT'S TEST - TABLE 2 OF 2 Ho:Control<Treatment

GROUP	IDENTIFICATION	NUM OF REPS	Minimum Sig Diff (IN ORIG. UNITS)	% of CONTROL	DIFFERENCE FROM CONTROL
1	CONTROL	5			
2	32 % EFFLUENT	5	0.101	23.0	0.084
3	42 % EFFLUENT	5	0.101	23.0	0.098
4	56 % EFFLUENT	5	0.101	23.0	0.062
5	75 % EFFLUENT	5	0.101	23.0	0.042
6	100 % EFFLUENT	5	0.101	23.0	0.030

APPENDIX D

Ceriodaphnia dubia Raw Data and Statistics

Ceriodaphnia dubia

SURVIVAL AND REPRODUCTION TEST

Discharger: WESTON Analyst: JG JM, HD TLT, HH
 Location: KS10350 Test Start-Date/Time: 10-13-05 / 0900
 Date Sample Collected: See CDC Test Stop-Date/Time: 10-20-05 / 0830

Conc 1	Day	Replicate												No. of Young/Adult	Analyst	
		A	B	C	D	E	F	G	H	I	J					
%	1	0	0	0	0	0	0	0	0	0	0	0	0	0	0	JM
	2	0	0	0	0	0	0	0	0	0	0	0	0	0	0	HD
	3	0	0	0	0	0	0	2	4	0	5	17	10	1.7	JG	
	4	3	1	4	5	6	5	6	5	4	0	43	10	4.3	JG	
	5	8	1	3	10	7	12	10	8	11	9	100	10	10.0	JG	
	6	1	5	5	10	10	13	12	11	13	15	116	10	11.6	TLT	
	7	6	8	9	7	11	11	14	10	12	88	10	12.0	HH		
	8															
	Total	18	17	28	29	39	38	35	35	38	277	350				

Control 50%
 80% brood
 $\bar{X} = 30.8$ CV = 275%

Conc 2	Day	Replicate												No. of Young/Adult	Analyst	
		A	B	C	D	E	F	G	H	I	J					
%	1	0	0	0	0	0	0	0	0	0	0	0	0	0	0	JM
	2	0	0	0	0	0	0	0	0	0	0	0	0	0	0	HD
	3	0	3	0	2	0	0	3	0	5	13	9	1.4	JG		
	4	5	0	3	5	6	5	4	6	9	43	9	4.8	JG		
	5	10	8	7	0	10	7	0	12	0	54	9	6.0	JG		
	6	0	14	1	13	13	12	14	15	14	106	9	11.8	TLT		
	7	9	13	13	10	11	12	9	13	15	105	9	11.7	HH		
	8															
	Total	24	38	30	34	30	40	30	40	43	321	321				

32%
 75%
 $\bar{X} = 11.7$ CV = 289%

Conc 3	Day	Replicate												No. of Young/Adult	Analyst	
		A	B	C	D	E	F	G	H	I	J					
%	1	0	0	0	0	0	0	0	0	0	0	0	0	0	0	JM
	2	0	0	0	0	0	0	0	0	0	0	0	0	0	0	HD
	3	0	5	0	0	0	0	3	4	0	12	0	1.2	JG		
	4	0	9	4	4	0	3	4	9	8	23	0	2.3	JG		
	5	0	9	6	8	9	0	10	0	9	57	0	5.7	JG		
	6	0	15	10	14	12	0	13	11	12	99	0	9.9	TLT		
	7	0	14	13	15	11	0	16	12	9	102	0	10.2	HH		
	8															
	Total	0	41	33	41	30	0	42	30	34	293	293				

42%
 100%
 $\bar{X} = 31.0$ CV = 289%

X=DEAD; Y=MALE

FISHER'S EXACT TEST

=====			
NUMBER OF			
IDENTIFICATION	ALIVE	DEAD	TOTAL ANIMALS
CONTROL	9	1	10
32% EFFLUENT	9	1	10
TOTAL	18	2	20

CRITICAL FISHER'S VALUE (10,10,9) (p=0.05) IS 4. b VALUE IS 9.
 Since b is greater than 4 there is no significant difference
 between CONTROL and TREATMENT at the 0.05 level.

FISHER'S EXACT TEST

=====			
NUMBER OF			
IDENTIFICATION	DEAD	ALIVE	TOTAL ANIMALS
CONTROL	1	9	10
42% EFFLUENT	0	10	10
TOTAL	1	19	20

CRITICAL FISHER'S VALUE (10,10,1) (p=0.05) IS LESS THAN 0. b VALUE IS 0.
 NO SIGNIFICANT DIFFERENCE

FISHER'S EXACT TEST

=====			
NUMBER OF			
IDENTIFICATION	DEAD	ALIVE	TOTAL ANIMALS
CONTROL	1	9	10
56% EFFLUENT	0	10	10

TOTAL 1 19 20

CRITICAL FISHER'S VALUE (10,10,1) (p=0.05) IS LESS THAN 0. b VALUE IS 0.
NO SIGNIFICANT DIFFERENCE

FISHER'S EXACT TEST

IDENTIFICATION	NUMBER OF		
	ALIVE	DEAD	TOTAL ANIMALS
CONTROL	9	1	10
75% EFFLUENT	9	1	10
TOTAL	18	2	20

CRITICAL FISHER'S VALUE (10,10,9) (p=0.05) IS 4. b VALUE IS 9.

Since b is greater than 4 there is no significant difference between CONTROL and TREATMENT at the 0.05 level.

FISHER'S EXACT TEST

IDENTIFICATION	NUMBER OF		
	ALIVE	DEAD	TOTAL ANIMALS
CONTROL	9	1	10
100% EFFLUENT	8	2	10
TOTAL	17	3	20

CRITICAL FISHER'S VALUE (10,10,9) (p=0.05) IS 4. b VALUE IS 8.

Since b is greater than 4 there is no significant difference between CONTROL and TREATMENT at the 0.05 level.

SUMMARY OF FISHER'S EXACT TESTS

GROUP	IDENTIFICATION	NUMBER EXPOSED	NUMBER DEAD	SIG (P=.05)
-------	----------------	----------------	-------------	-------------

		CONTROL	10	1
1	32%	EFFLUENT	10	1
2	42%	EFFLUENT	10	0
3	56%	EFFLUENT	10	0
4	75%	EFFLUENT	10	1
5	100%	EFFLUENT	10	2

AA# K510350,CERIODAPHNIA DUBIA REPRODUCTION, 10-13-05
File: K510350C Transform: NO TRANSFORMATION

Shapiro - Wilk's test for normality

***** Shapiro - Wilk's Test is aborted *****

This test can not be performed because total number of replicates
is greater than 50.

Total number of replicates = 60

AA# K510350,CERIODAPHNIA DUBIA REPRODUCTION, 10-13-05
File: K510350C Transform: NO TRANSFORMATION

Bartlett's test for homogeneity of variance
Calculated B1 statistic = 11.55

Table Chi-square value = 15.09 (alpha = 0.01, df = 5)
Table Chi-square value = 11.07 (alpha = 0.05, df = 5)

Data PASS B1 homogeneity test at 0.01 level. Continue analysis.

TITLE: AA# K510350, CERIODAPHNIA DUBIA REPRODUCTION, 10-13-05
 FILE: K510350C
 TRANSFORM: NO TRANSFORMATION

NUMBER OF GROUPS: 6

GRP	IDENTIFICATION	REP	VALUE	TRANS VALUE
1	CONTROL	1	18.0000	18.0000
1	CONTROL	2	0.0000	0.0000
1	CONTROL	3	17.0000	17.0000
1	CONTROL	4	28.0000	28.0000
1	CONTROL	5	29.0000	29.0000
1	CONTROL	6	39.0000	39.0000
1	CONTROL	7	38.0000	38.0000
1	CONTROL	8	35.0000	35.0000
1	CONTROL	9	35.0000	35.0000
1	CONTROL	10	38.0000	38.0000
2	32 % EFFLUENT	1	24.0000	24.0000
2	32 % EFFLUENT	2	38.0000	38.0000
2	32 % EFFLUENT	3	0.0000	0.0000
2	32 % EFFLUENT	4	34.0000	34.0000
2	32 % EFFLUENT	5	30.0000	30.0000
2	32 % EFFLUENT	6	40.0000	40.0000
2	32 % EFFLUENT	7	36.0000	36.0000
2	32 % EFFLUENT	8	30.0000	30.0000
2	32 % EFFLUENT	9	46.0000	46.0000
2	32 % EFFLUENT	10	43.0000	43.0000
3	42 % EFFLUENT	1	0.0000	0.0000
3	42 % EFFLUENT	2	41.0000	41.0000
3	42 % EFFLUENT	3	33.0000	33.0000
3	42 % EFFLUENT	4	41.0000	41.0000
3	42 % EFFLUENT	5	36.0000	36.0000
3	42 % EFFLUENT	6	0.0000	0.0000
3	42 % EFFLUENT	7	42.0000	42.0000
3	42 % EFFLUENT	8	30.0000	30.0000
3	42 % EFFLUENT	9	34.0000	34.0000
3	42 % EFFLUENT	10	36.0000	36.0000
4	56 % EFFLUENT	1	28.0000	28.0000
4	56 % EFFLUENT	2	37.0000	37.0000
4	56 % EFFLUENT	3	36.0000	36.0000
4	56 % EFFLUENT	4	39.0000	39.0000
4	56 % EFFLUENT	5	33.0000	33.0000
4	56 % EFFLUENT	6	34.0000	34.0000
4	56 % EFFLUENT	7	34.0000	34.0000
4	56 % EFFLUENT	8	31.0000	31.0000
4	56 % EFFLUENT	9	39.0000	39.0000
4	56 % EFFLUENT	10	45.0000	45.0000
5	75 % EFFLUENT	1	21.0000	21.0000
5	75 % EFFLUENT	2	45.0000	45.0000
5	75 % EFFLUENT	3	33.0000	33.0000
5	75 % EFFLUENT	4	0.0000	0.0000
5	75 % EFFLUENT	5	1.0000	1.0000
5	75 % EFFLUENT	6	33.0000	33.0000
5	75 % EFFLUENT	7	35.0000	35.0000
5	75 % EFFLUENT	8	34.0000	34.0000
5	75 % EFFLUENT	9	41.0000	41.0000

5	75	%	EFFLUENT	10	35.0000	35.0000
6	100	%	EFFLUENT	1	35.0000	35.0000
6	100	%	EFFLUENT	2	14.0000	14.0000
6	100	%	EFFLUENT	3	0.0000	0.0000
6	100	%	EFFLUENT	4	34.0000	34.0000
6	100	%	EFFLUENT	5	0.0000	0.0000
6	100	%	EFFLUENT	6	39.0000	39.0000
6	100	%	EFFLUENT	7	33.0000	33.0000
6	100	%	EFFLUENT	8	30.0000	30.0000
6	100	%	EFFLUENT	9	32.0000	32.0000
6	100	%	EFFLUENT	10	31.0000	31.0000

AA# K510350, CERIODAPHNIA DUBIA REPRODUCTION, 10-13-05
File: K510350C Transform: NO TRANSFORMATION

STEEL'S MANY-ONE RANK TEST

Ho: Control < Treatment


GROUP	IDENTIFICATION	TRANSFORMED MEAN	RANK SUM	CRIT. VALUE	df	SIG
1	CONTROL	27.700				
2	32 % EFFLUENT	32.100	118.50	75.00	10.00	
3	42 % EFFLUENT	29.300	115.00	75.00	10.00	
4	56 % EFFLUENT	35.600	121.50	75.00	10.00	
5	75 % EFFLUENT	27.800	106.50	75.00	10.00	
6	100 % EFFLUENT	24.800	97.50	75.00	10.00	

Critical values use k = 5, are 1 tailed, and alpha = 0.05

APPENDIX E

Organism History

1300 Blue Spruce Drive, Suite C
Fort Collins, Colorado 80524



Toll Free: 800/331-5916
Tel: 970/484-5091 Fax: 970/484-2514

ORGANISM HISTORY

DATE: 10/13/05

SPECIES: Pimephales promelas

AGE: N/A

LIFE STAGE: Embryo

HATCH DATE: 10/13/05

BEGAN FEEDING: N/A

FOOD: N/A

Water Chemistry Record:

	Current	Range
TEMPERATURE:	<u>24°C</u>	<u>--</u>
SALINITY/CONDUCTIVITY:	<u>--</u>	<u>--</u>
TOTAL HARDNESS (as CaCO ₃):	<u>124 mg/l</u>	<u>--</u>
TOTAL ALKALINITY (as CaCO ₃):	<u>80 mg/l</u>	<u>--</u>
pH:	<u>7.83</u>	<u>--</u>

Comments:


Facility Supervisor



Aquatic Research Organisms

DATA SHEET

I. Organism History

Species: Ceriodaphnia dubia

Source: Lab reared Hatchery reared Field collected

Hatch date 01/05 Receipt date _____

Lot number 02 07 05 CD Strain ARO

Brood Origination EPA OH

II. Water Quality

Temperature 24 °C Salinity — ppt DO SAT

pH 7.4 Hardness ~75 ppm

III. Culture Conditions

System: Fw static renewal

Diet: Flake Food Phytoplankton Trout Chow

Brine Shrimp Rotifers Other YCT

Prophylactic Treatments: _____

Comments: All gravid as of 2:00pm
EST

IV. Shipping Information

Client: Arkansas Analytical # of Organisms: 1 culture

Carrier: Fed Ex Date Shipped: 2/7/05

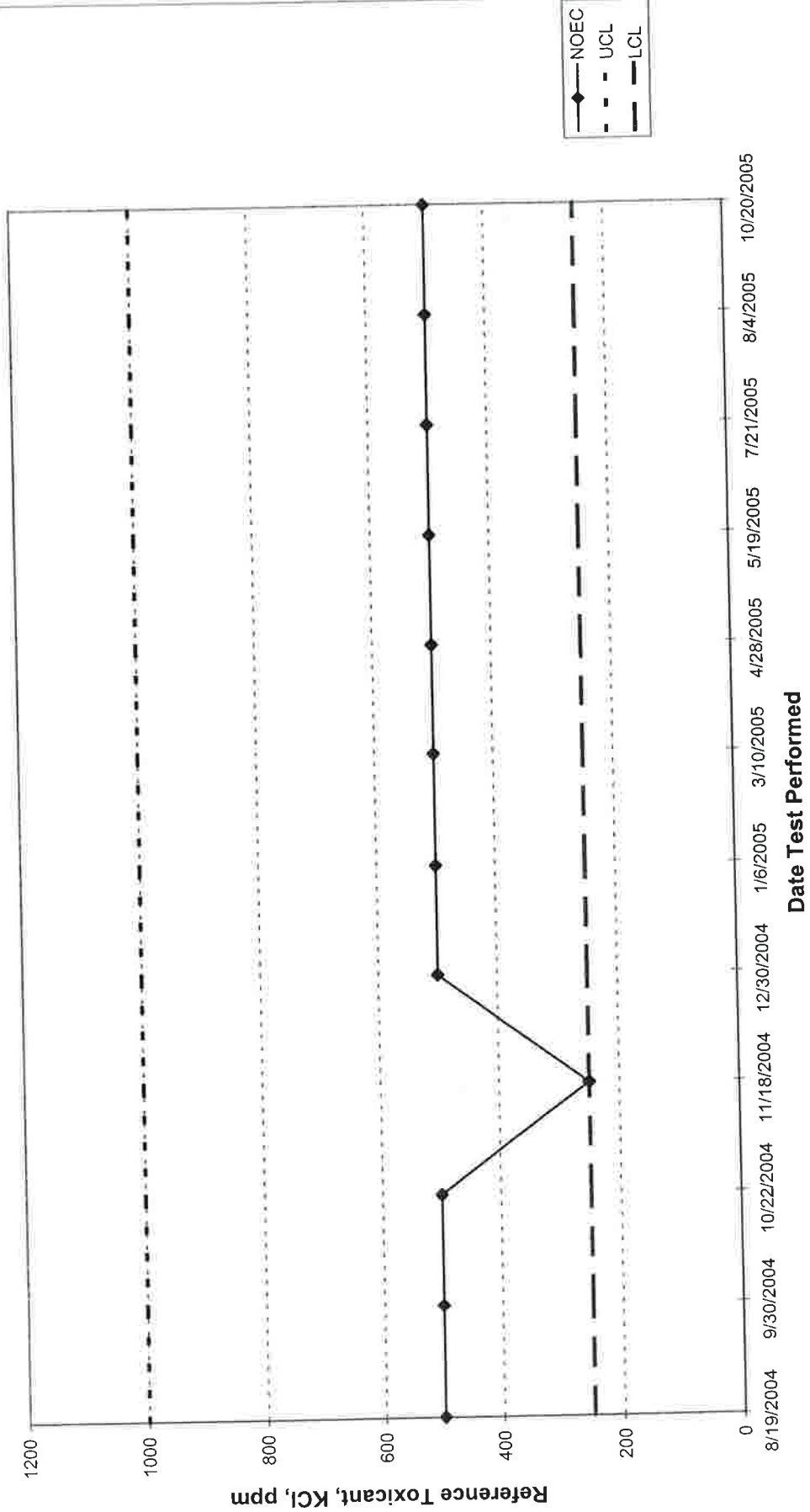
Biologist: [Signature]

1 - 800 - 927 - 1650

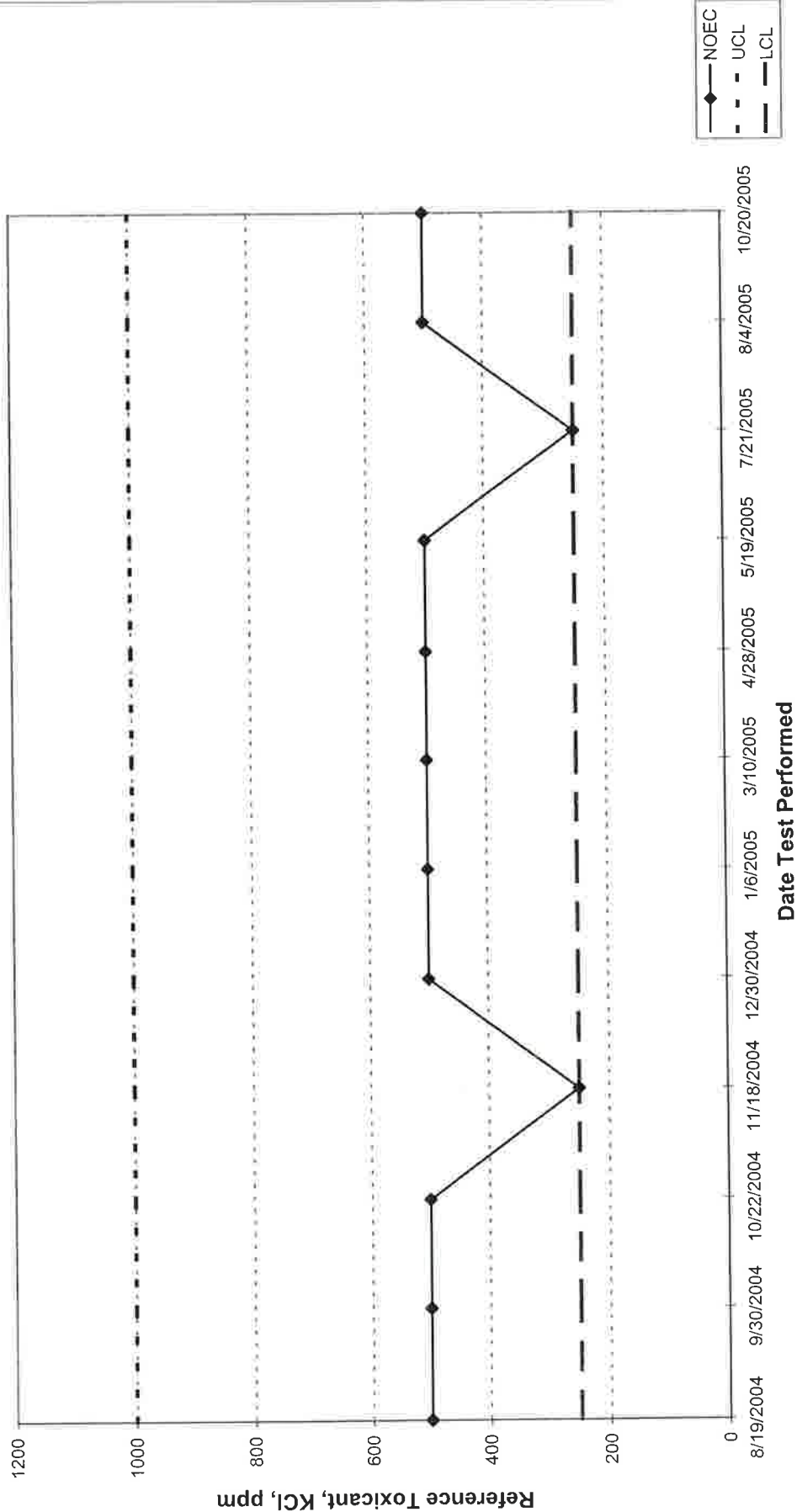
APPENDIX F

Quality Assurance Charts

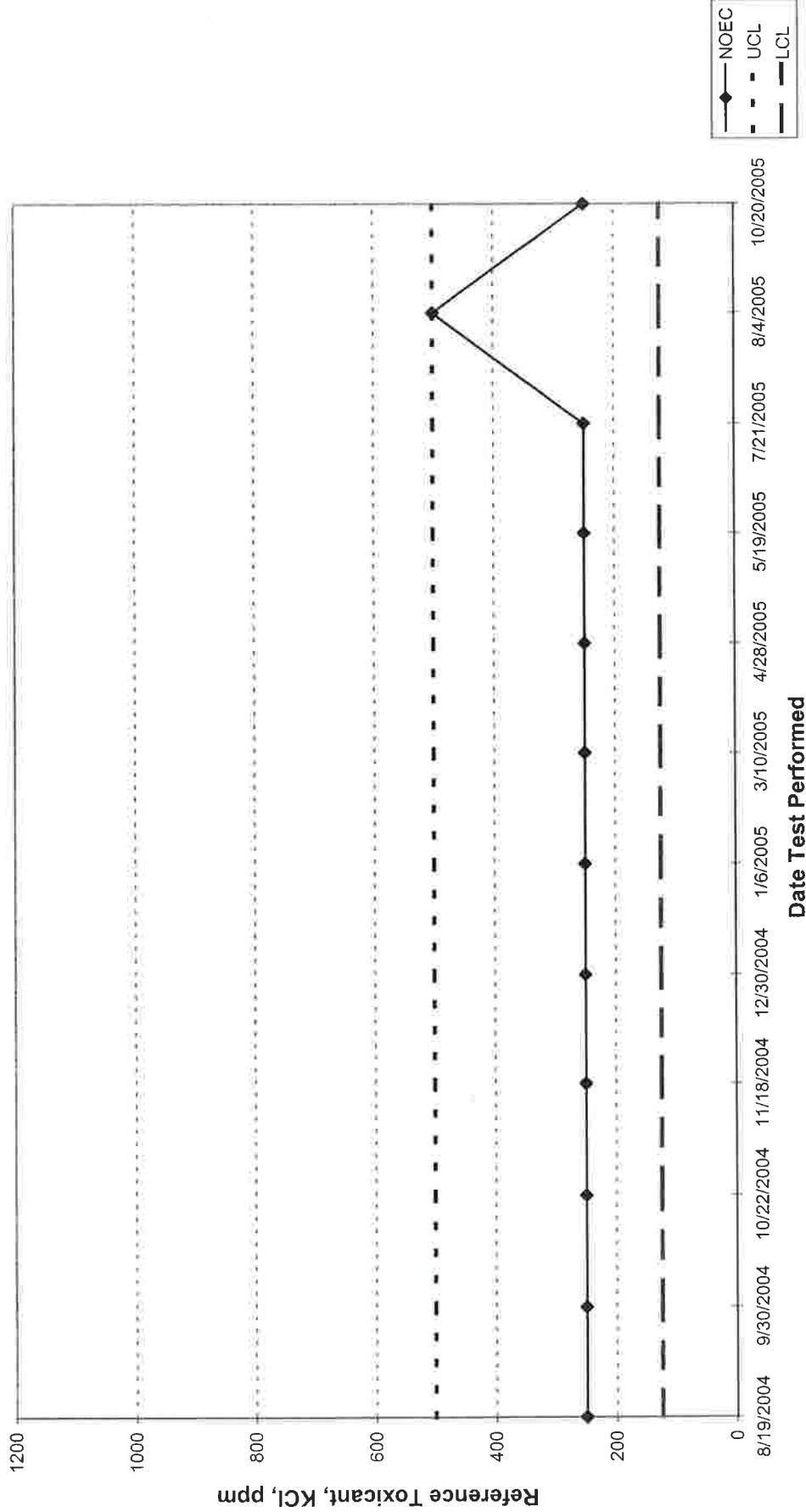
ARKANSAS ANALYTICAL, INC.
FATHEAD MINNOW SURVIVAL
QUALITY ASSURANCE



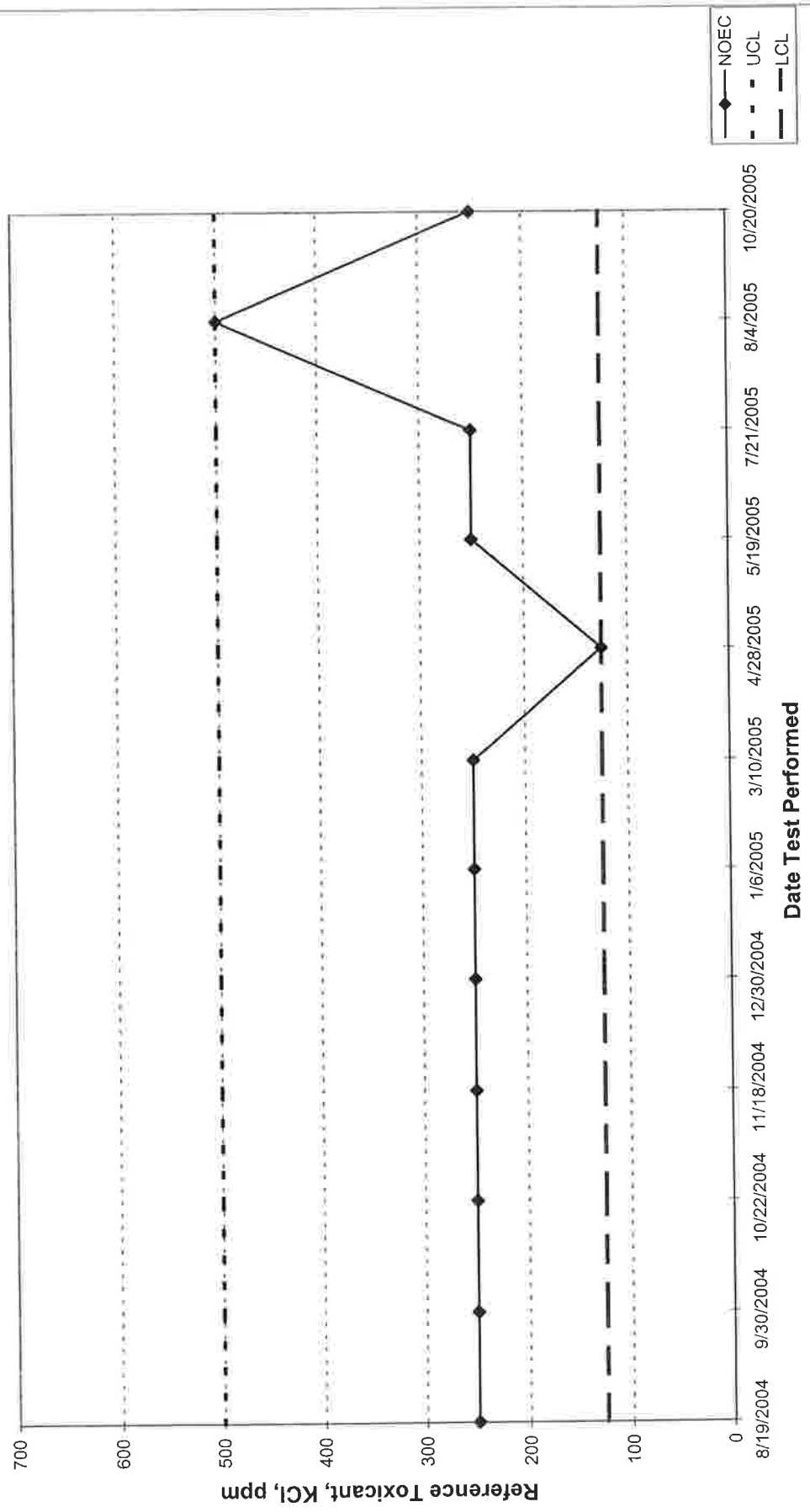
ARKANSAS ANALYTICAL, INC.
FATHEAD MINNOW GROWTH
QUALITY ASSURANCE



ARKANSAS ANALYTICAL, INC.
CERIODAPHNIA DUBIA SURVIVAL
QUALITY ASSURANCE



ARKANSAS ANALYTICAL, INC.
CERIODAPHNIA DUBIA REPRODUCTION
QUALITY ASSURANCE



APPENDIX G

Lab Certification



State of Arkansas
 Department of Environmental Quality
 Laboratory Certification Program
Arkansas Analytical, Inc.
 Little Rock, AR

has earned certification by law in accordance with Code Annotated §8-2-201 et seq., the State Environmental Laboratory Certification Program Act for the following parameters:

Alkalinity	Orthophosphate	Antimony	Mercury	Tin
Ammonia	Perchlorate	Arsenic	Molybdenum	Titanium
BOD	pH	Barium	Nickel	TPHC
Bromide	Phenol	Beryllium	Potassium	Vanadium
CBOD	Sulfate	Boron	Selenium	Volatile Organics
Chloride	Sulfide	Cadmium	Silver	Zinc
Chlorine	Surfactants	Calcium	Sodium	
COD	TDS	Chromium	Strontium	
Conductivity	TKN	Cobalt	Acute Toxicity	
Cyanide	TOC	Copper	Chronic Toxicity	
Fluoride	Total Phosphorus	Hex. Chromium	Fecal Coliform	
Hardness	Total Solids	Iron	Herbicides	
Nitrate	TSS	Lead	Pesticides & PCBs	
Nitrite	Turbidity	Magnesium	Semi-volatiles	
Oil & Grease	Aluminum	Manganese	Thallium	

Laboratory ID: **60-1754**

Certificate Number: **04-075-0**

Issued Date: **30 October 2004**

Expired Date: **30 October 2005**

J.A. Sembrski
 ADEQ Quality Assurance Officer
 Date *October 27, 2004*