


October 9, 2015



6312 NW 18th Drive
Suite 100
Gainesville, FL 32653

352.378.0332 PHONE
352.378.0354 FAX

www.TRCSolutions.com

October 9, 2015

Ms. Lori Simmons
Arkansas Department of Health
4815 West Markham Street
Little Rock, Arkansas 72205
Via email Lori.Simmons@arkansas.gov

Re: Georgia-Pacific, Crossett Mill - Biweekly Air Monitoring Report for Hydrogen Sulfide

Dear Ms. Simmons,

Following is the biweekly data summary for the Georgia-Pacific (GP) hydrogen sulfide (H₂S) and meteorological monitoring program, at the GP Crossett mill, covering the calendar period of September 23rd through October 6th.

Summary of Results

Included in this report are three plots presenting H₂S concentrations calculated with varied rolling average periods (30-minute, 8-hour, and 24-hour). Also included in this report is a summary of results from the daily 1-point QC checks performed during this biweekly period. The QAPP establishes goals for precision and bias as a coefficient of variation (CV) <10% and ± 10%, respectively. Precision and bias are calculated in accordance with 40 CFR Part 58 Appendix A, Section 4.1.

Fourteen-day time series plots for all recorded meteorological (met) parameters are presented in the final table. All met parameters have 100% data capture for this report period.

There no instances of data loss during this two week period, other than those resulting from automated daily 1-point QC and weekly calibration checks. Results for all available automated daily 1-point QC checks fall within the acceptable range, indicating the H₂S monitor was operating in accordance with the QAPP. Repairs and routine maintenance caused a loss in data on September 22nd, leading to missing a few hours of 8- and 24-hour rolling average concentrations.

Please feel free to contact me if you have any questions or need any additional data.

Sincerely,



October 9, 2015

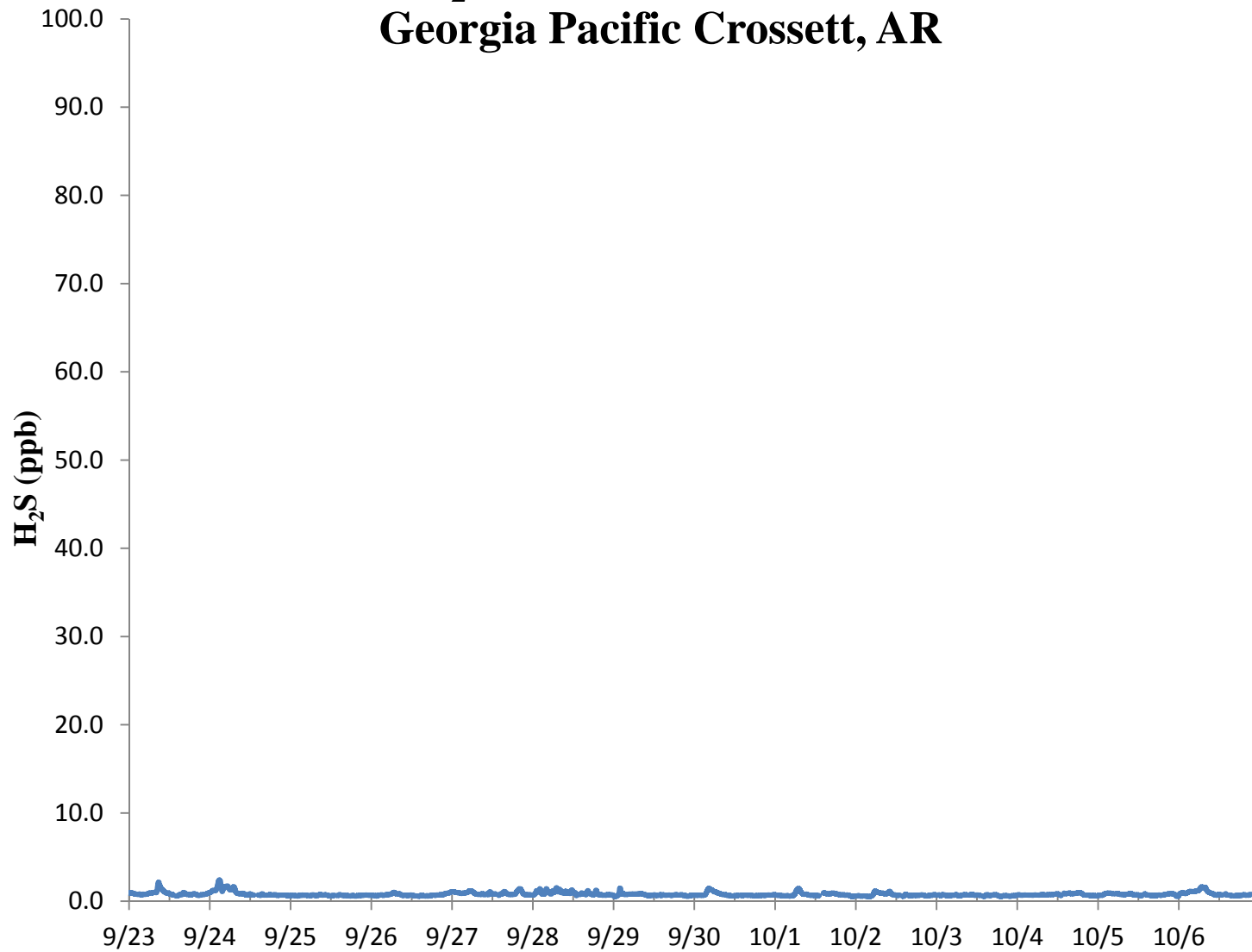


Jonathan Bowser
Manager, Air Quality and Meteorological Monitoring

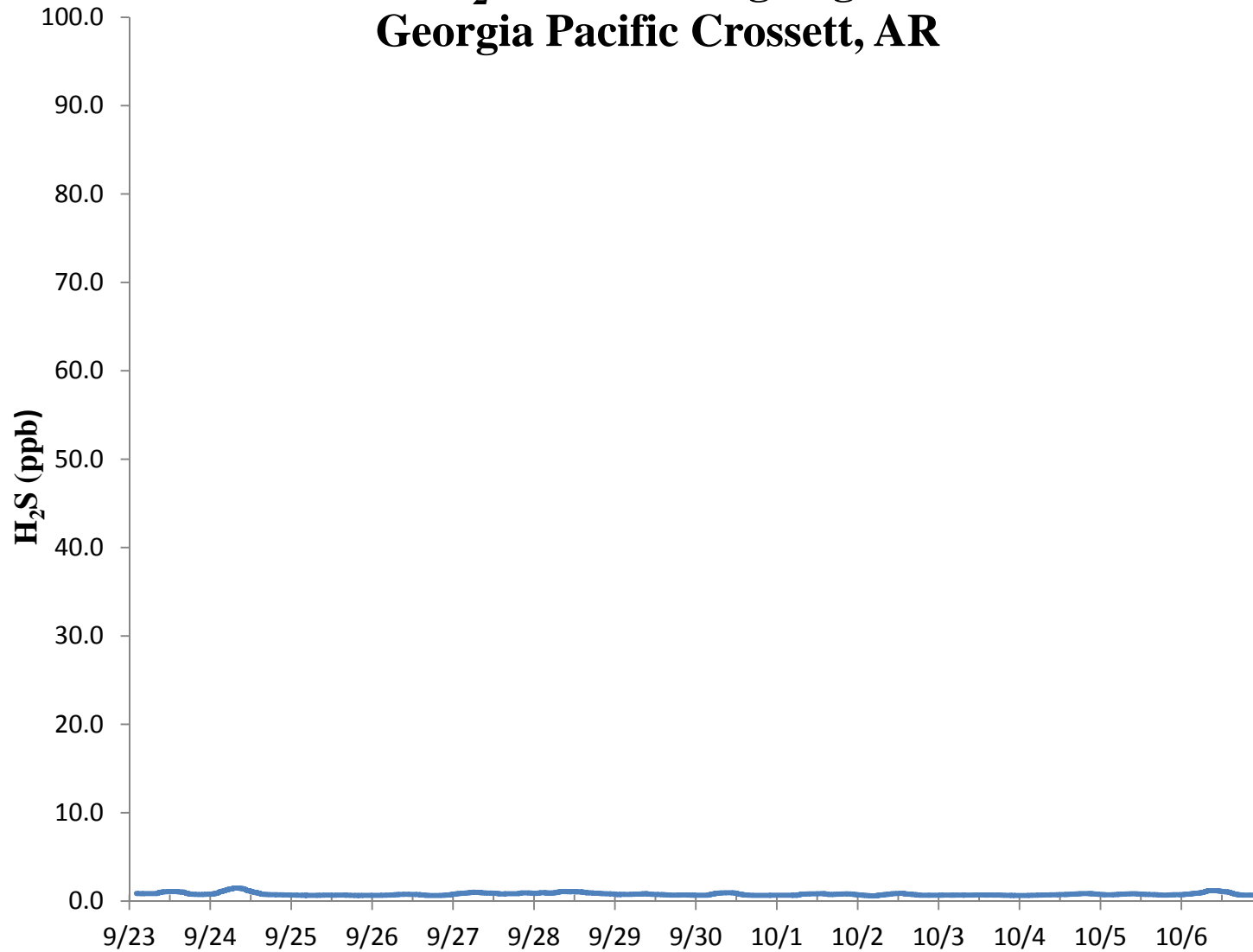
Air Measurements – Gainesville Office
6312 NW 18th Drive, Suite 100
Gainesville, Florida 32653
(352) 260-1162
Email: jbowser@trcsolutions.com

CC: Becky Keough, ADEQ Director via email: keogh@adeq.state.ar.us
Kara Allen, Environmental Engineer, USEPA Region 6 via email Allen.Kara@epa.gov


H₂S 30 Min Rolling Avg Georgia Pacific Crossett, AR



H₂S 8 Hr Rolling Avg Georgia Pacific Crossett, AR



H₂S 24 Hr Rolling Avg Georgia Pacific Crossett, AR



H₂S Assessment

GP - Crossett, AR			Constituent type: H ₂ S				CV _{ub} (%)	Bias (%)
Date	Meas Val (Y)	Audit Val (X)	d (Eqn. 1)	25th Percentile	d ²	d	d ²	
9/23/2015 13:00	69.6	70.0	-0.6	-2.821	0.327	0.571	0.327	
9/24/2015 13:00	68.7	70.0	-1.9	75th Percentile	3.449	1.857	3.449	
9/25/2015 13:00	71.7	70.0	2.4	-0.893	5.898	2.429	5.898	
9/26/2015 13:00	71.6	70.0	2.3		5.224	2.286	5.224	
9/27/2015 13:00	68.0	70.0	-2.9		8.163	2.857	8.163	
9/28/2015 13:00	68.4	70.0	-2.3		5.224	2.286	5.224	
9/29/2015 13:00	68.1	70.0	-2.7		7.367	2.714	7.367	
9/30/2015 13:00	68.3	70.0	-2.4		5.898	2.429	5.898	
10/1/2015 13:00	71.7	70.0	2.4		5.898	2.429	5.898	
10/2/2015 13:00	68.0	70.0	-2.9		8.163	2.857	8.163	
10/3/2015 13:00	68.0	70.0	-2.9		8.163	2.857	8.163	
10/4/2015 13:00	68.0	70.0	-2.9		8.163	2.857	8.163	
10/5/2015 13:00	68.3	70.0	-2.4		5.898	2.429	5.898	
10/6/2015 13:00	68.2	70.0	-2.6		6.612	2.571	6.612	

n	S_d	S_{d2}	Σ d 	"AB" (Eqn 4)
14	2.117	2.164	33.429	2.388
n-1	Σd	Σd²	Σ d ²	"AS" (Eqn 5)
13	-19.143	84.449	84.449	0.597

Bias (%) (Eqn 3)	Both Signs Positive
2.67	FALSE
Signed Bias (%)	Both Signs Negative
-2.67	TRUE

CV (%) (Eqn 2)	2.88
-----------------------	------

Upper Probability Limit	2.78
Lower Probability Limit	-5.52

Percent Differences

Date	Percent Difference (%)
9/23/2015 13:00	-0.6
9/24/2015 13:00	-1.9
9/25/2015 13:00	2.4
9/26/2015 13:00	2.3
9/27/2015 13:00	-2.9
9/28/2015 13:00	-2.3
9/29/2015 13:00	-2.7
9/30/2015 13:00	-2.4
10/1/2015 13:00	2.4
10/2/2015 13:00	-2.9
10/3/2015 13:00	-2.9
10/4/2015 13:00	-2.9
10/5/2015 13:00	-2.4
10/6/2015 13:00	-2.6

Meteorological Summary

