

ADEQ

ARKANSAS
Department of Environmental Quality

May 23, 2011

The Honorable James J. Hudson
Mayor, City of Flippin
P.O. Box 40
Flippin, AR 72634

Re: AFIN: 45-00021; NPDES Permit No. AR0021717

Dear Mayor Hudson:

On May 12, 2011, I performed compliance evaluation and sanitary sewer overflow inspections of the waste water treatment facility in accordance with the provisions of the Federal Clean Water Act, the Arkansas Water and Air Pollution Control Act, and the regulations promulgated thereunder. These inspections revealed the following violation:

While the collection system had experienced several manhole overflows in the past 12 months, they were deemed not significant by the City and were not documented or reported to the ADEQ. This failure to document and report **all** overflows is a violation of Condition Part III.5 of the referenced permit.

The above item requires your immediate attention. Please submit a written response to this finding to Cindy Garner, Technical Assistance Manager, Water Division Enforcement Branch of this Department at the address below. This response should contain detailed documentation describing the course of action taken to correct the item noted. This corrective action should be completed as soon as possible, and the written response is due by June 2, 2011. For additional information you may contact the Enforcement Branch by telephone at 501-682-0639 or by fax at 501-682-0910.

If I can be of any assistance, please contact me at (870) 446-6170 or by e-mail at Kirkpatrick@adeq.state.ar.us.

Sincerely,



Bruce Kirkpatrick
District 2 Field Inspector
Water Division

cc: Cindy Garner, Technical Assistance Manager, Water Division Enforcement Branch
Water Division Permits Branch

SECTION A: PERMIT VERIFICATION

PERMIT SATISFACTORILY ADDRESSES OBSERVATIONS

S M U NA NE

DETAILS:

- | | |
|--|--|
| 1. CORRECT NAME AND MAILING ADDRESS OF PERMITTEE: | <input checked="" type="checkbox"/> Y <input type="checkbox"/> N <input type="checkbox"/> NA <input type="checkbox"/> NE |
| 2. NOTIFICATION GIVEN TO EPA/STATE OF NEW DIFFERENT OR INCREASED DISCHARGES: | <input type="checkbox"/> Y <input type="checkbox"/> N <input checked="" type="checkbox"/> NA <input type="checkbox"/> NE |
| 3. NUMBER AND LOCATION OF DISCHARGE POINTS AS DESCRIBED IN PERMIT: | <input checked="" type="checkbox"/> Y <input type="checkbox"/> N <input type="checkbox"/> NA <input type="checkbox"/> NE |
| 4. ALL DISCHARGES ARE PERMITTED: | <input checked="" type="checkbox"/> Y <input type="checkbox"/> N <input type="checkbox"/> NA <input type="checkbox"/> NE |

SECTION B: RECORDKEEPING AND REPORTING EVALUATION

RECORDS AND REPORTS MAINTAINED AS REQUIRED BY PERMIT

S M U NA NE

DETAILS:

- | | |
|--|---|
| 1. ANALYTICAL RESULTS CONSISTENT WITH DATA REPORTED ON DMRS: | <input checked="" type="checkbox"/> Y <input type="checkbox"/> N <input type="checkbox"/> NA <input type="checkbox"/> NE |
| 2. SAMPLING AND ANALYSES DATA ADEQUATE AND INCLUDE: | <input checked="" type="checkbox"/> S <input type="checkbox"/> M <input type="checkbox"/> U <input type="checkbox"/> NA <input type="checkbox"/> NE |
| a. DATES AND TIME(S) OF SAMPLING: | <input checked="" type="checkbox"/> Y <input type="checkbox"/> N <input type="checkbox"/> NA <input type="checkbox"/> NE |
| b. EXACT LOCATION(S) OF SAMPLING: | <input checked="" type="checkbox"/> Y <input type="checkbox"/> N <input type="checkbox"/> NA <input type="checkbox"/> NE |
| c. NAME OF INDIVIDUAL PERFORMING SAMPLING: | <input checked="" type="checkbox"/> Y <input type="checkbox"/> N <input type="checkbox"/> NA <input type="checkbox"/> NE |
| d. ANALYTICAL METHODS AND TECHNIQUES: | <input checked="" type="checkbox"/> Y <input type="checkbox"/> N <input type="checkbox"/> NA <input type="checkbox"/> NE |
| e. RESULTS OF CALIBRATIONS: | <input type="checkbox"/> Y <input type="checkbox"/> N <input type="checkbox"/> NA <input checked="" type="checkbox"/> NE |
| f. RESULTS OF ANALYSES: | <input checked="" type="checkbox"/> Y <input type="checkbox"/> N <input type="checkbox"/> NA <input type="checkbox"/> NE |
| g. DATES AND TIMES OF ANALYSES: | <input checked="" type="checkbox"/> Y <input type="checkbox"/> N <input type="checkbox"/> NA <input type="checkbox"/> NE |
| h. NAME OF PERSON(S) PERFORMING ANALYSES: | <input checked="" type="checkbox"/> Y <input type="checkbox"/> N <input type="checkbox"/> NA <input type="checkbox"/> NE |
| 3. LABORATORY EQUIPMENT CALIBRATION AND MAINTENANCE RECORDS ADEQUATE: | <input type="checkbox"/> S <input type="checkbox"/> M <input type="checkbox"/> U <input type="checkbox"/> NA <input checked="" type="checkbox"/> NE |
| 4. PLANT RECORDS INCLUDE SCHEDULES, DATES OF EQUIPMENT MAINTENANCE AND REPAIR: | <input checked="" type="checkbox"/> S <input type="checkbox"/> M <input type="checkbox"/> U <input type="checkbox"/> NA <input type="checkbox"/> NE |
| 5. EFFLUENT LOADINGS CALCULATED USING DAILY EFFLUENT FLOW AND DAILY ANALYTICAL DATA: | <input checked="" type="checkbox"/> Y <input type="checkbox"/> N <input type="checkbox"/> NA <input type="checkbox"/> NE |

SECTION C: OPERATIONS AND MAINTENANCE

TREATMENT FACILITY PROPERLY OPERATED AND MAINTAINED

S M U NA NE

DETAILS:

- | | |
|---|---|
| 1. TREATMENT UNITS PROPERLY OPERATED: | <input checked="" type="checkbox"/> S <input type="checkbox"/> M <input type="checkbox"/> U <input type="checkbox"/> NA <input type="checkbox"/> NE |
| 2. TREATMENT UNITS PROPERLY MAINTAINED: | <input checked="" type="checkbox"/> S <input type="checkbox"/> M <input type="checkbox"/> U <input type="checkbox"/> NA <input type="checkbox"/> NE |
| 3. STANDBY POWER OR OTHER EQUIVALENT PROVIDED: | <input checked="" type="checkbox"/> S <input type="checkbox"/> M <input type="checkbox"/> U <input type="checkbox"/> NA <input type="checkbox"/> NE |
| 4. ADEQUATE ALARM SYSTEM FOR POWER OR EQUIPMENT FAILURES AVAILABLE: | <input checked="" type="checkbox"/> S <input type="checkbox"/> M <input type="checkbox"/> U <input type="checkbox"/> NA <input type="checkbox"/> NE |
| 5. ALL NEEDED TREATMENT UNITS IN SERVICE: | <input checked="" type="checkbox"/> S <input type="checkbox"/> M <input type="checkbox"/> U <input type="checkbox"/> NA <input type="checkbox"/> NE |
| 6. ADEQUATE NUMBER OF QUALIFIED OPERATORS PROVIDED: | <input checked="" type="checkbox"/> S <input type="checkbox"/> M <input type="checkbox"/> U <input type="checkbox"/> NA <input type="checkbox"/> NE |
| 7. SPARE PARTS AND SUPPLIES INVENTORY MAINTAINED: | <input checked="" type="checkbox"/> S <input type="checkbox"/> M <input type="checkbox"/> U <input type="checkbox"/> NA <input type="checkbox"/> NE |
| 8. OPERATION AND MAINTENANCE MANUAL AVAILABLE: | <input checked="" type="checkbox"/> Y <input type="checkbox"/> N <input type="checkbox"/> NA <input type="checkbox"/> NE |
| 9. STANDARD OPERATING PROCEDURES AND SCHEDULES ESTABLISHED: | <input checked="" type="checkbox"/> Y <input type="checkbox"/> N <input type="checkbox"/> NA <input type="checkbox"/> NE |
| 10. PROCEDURES FOR EMERGENCY TREATMENT CONTROL ESTABLISHED: | <input checked="" type="checkbox"/> Y <input type="checkbox"/> N <input type="checkbox"/> NA <input type="checkbox"/> NE |
| 11. HAVE BYPASSES/OVERFLOWS OCCURRED AT THE PLANT OR IN THE COLLECTION SYSTEM IN THE LAST YEAR: | <input checked="" type="checkbox"/> Y <input type="checkbox"/> N <input type="checkbox"/> NA <input type="checkbox"/> NE |
| 12. IF SO, HAS THE REGULATORY AGENCY BEEN NOTIFIED: <u>See attached SSO report.</u> | <input type="checkbox"/> Y <input checked="" type="checkbox"/> N <input type="checkbox"/> NA <input type="checkbox"/> NE |
| 13. HAS CORRECTIVE ACTION BEEN TAKEN TO PREVENT ADDITIONAL BYPASSES/OVERFLOWS: | <input checked="" type="checkbox"/> Y <input type="checkbox"/> N <input type="checkbox"/> NA <input type="checkbox"/> NE |
| 14. HAVE ANY HYDRAULIC OVERLOADS OCCURRED AT THE TREATMENT PLANT: | <input checked="" type="checkbox"/> Y <input type="checkbox"/> N <input type="checkbox"/> NA <input type="checkbox"/> NE |
| 15. IF SO, DID PERMIT VIOLATIONS OCCUR AS A RESULT: | <input type="checkbox"/> Y <input checked="" type="checkbox"/> N <input type="checkbox"/> NA <input type="checkbox"/> NE |

SECTION D: SAMPLING

PERMITTEE SAMPLING MEETS PERMIT REQUIREMENTS

S M U NA NE

DETAILS:

- | | |
|---|--|
| 1. SAMPLES TAKEN AT SITE(S) SPECIFIED IN PERMIT: | <input checked="" type="checkbox"/> Y <input type="checkbox"/> N <input type="checkbox"/> NA <input type="checkbox"/> NE |
| 2. LOCATIONS ADEQUATE FOR REPRESENTATIVE SAMPLES: | <input checked="" type="checkbox"/> Y <input type="checkbox"/> N <input type="checkbox"/> NA <input type="checkbox"/> NE |
| 3. FLOW PROPORTIONED SAMPLES OBTAINED WHEN REQUIRED BY PERMIT: | <input type="checkbox"/> Y <input type="checkbox"/> N <input checked="" type="checkbox"/> NA <input type="checkbox"/> NE |
| 4. SAMPLING AND ANALYSES COMPLETED ON PARAMETERS SPECIFIED IN PERMIT: | <input checked="" type="checkbox"/> Y <input type="checkbox"/> N <input type="checkbox"/> NA <input type="checkbox"/> NE |
| 5. SAMPLING AND ANALYSES PERFORMED AT FREQUENCY SPECIFIED IN PERMIT: | <input checked="" type="checkbox"/> Y <input type="checkbox"/> N <input type="checkbox"/> NA <input type="checkbox"/> NE |
| 6. SAMPLE COLLECTION PROCEDURES ADEQUATE: | <input checked="" type="checkbox"/> Y <input type="checkbox"/> N <input type="checkbox"/> NA <input type="checkbox"/> NE |
| a. SAMPLES REFRIGERATED DURING COMPOSITING: | <input type="checkbox"/> Y <input type="checkbox"/> N <input checked="" type="checkbox"/> NA <input type="checkbox"/> NE |
| b. PROPER PRESERVATION TECHNIQUES USED: | <input checked="" type="checkbox"/> Y <input type="checkbox"/> N <input type="checkbox"/> NA <input type="checkbox"/> NE |
| c. CONTAINERS AND SAMPLE HOLDING TIMES CONFORM TO 40 CFR 136: | <input checked="" type="checkbox"/> Y <input type="checkbox"/> N <input type="checkbox"/> NA <input type="checkbox"/> NE |
| 7. IF MONITORING IS PERFORMED MORE OFTEN THAN REQUIRED ARE RESULTS REPORTED ON THE DMR: | <input type="checkbox"/> Y <input type="checkbox"/> N <input checked="" type="checkbox"/> NA <input type="checkbox"/> NE |

SECTION E: FLOW MEASUREMENT

PERMITTEE FLOW MEASUREMENT MEETS PERMIT REQUIREMENTS

S M U NA NE

DETAILS:

- | | |
|---|--|
| 1. PRIMARY FLOW MEASUREMENT DEVICE PROPERLY INSTALLED AND MAINTAINED: __ TYPE OF DEVICE: <u>4" parabolic nozzle</u> | <input checked="" type="checkbox"/> Y <input type="checkbox"/> N <input type="checkbox"/> NA <input type="checkbox"/> NE |
| 2. FLOW MEASURED AT EACH OUTFALL AS REQUIRED: | <input checked="" type="checkbox"/> Y <input type="checkbox"/> N <input type="checkbox"/> NA <input type="checkbox"/> NE |
| 3. SECONDARY INSTRUMENTS (TOTALIZERS, RECORDERS, ETC.) PROPERLY OPERATED AND MAINTAINED: | <input checked="" type="checkbox"/> Y <input type="checkbox"/> N <input type="checkbox"/> NA <input type="checkbox"/> NE |
| 4. CALIBRATION FREQUENCY ADEQUATE: | <input checked="" type="checkbox"/> Y <input type="checkbox"/> N <input type="checkbox"/> NA <input type="checkbox"/> NE |
| 5. RECORDS MAINTAINED OF CALIBRATION PROCEDURES: | <input checked="" type="checkbox"/> Y <input type="checkbox"/> N <input type="checkbox"/> NA <input type="checkbox"/> NE |
| 6. CALIBRATION CHECKS DONE TO ASSURE CONTINUED COMPLIANCE: | <input checked="" type="checkbox"/> Y <input type="checkbox"/> N <input type="checkbox"/> NA <input type="checkbox"/> NE |
| 7. FLOW ENTERING DEVICE WELL DISTRIBUTED ACROSS THE CHANNEL AND FREE OF TURBULENCE: | <input checked="" type="checkbox"/> Y <input type="checkbox"/> N <input type="checkbox"/> NA <input type="checkbox"/> NE |
| 8. FLOW MEASUREMENT EQUIPMENT ADEQUATE TO HANDLE EXPECTED RANGE OF FLOW RATES: | <input checked="" type="checkbox"/> Y <input type="checkbox"/> N <input type="checkbox"/> NA <input type="checkbox"/> NE |
| 9. HEAD MEASURED AT PROPER LOCATION: | <input checked="" type="checkbox"/> Y <input type="checkbox"/> N <input type="checkbox"/> NA <input type="checkbox"/> NE |

SECTION F: LABORATORY

PERMITTEE LABORATORY PROCEDURES MEET PERMIT REQUIREMENTS

S M U NA NE

DETAILS:

- | | |
|---|--|
| 1. EPA APPROVED ANALYTICAL PROCEDURES USED (40 CFR 136.3 FOR LIQUIDS, 503.8(B) FOR SLUDGES) : | <input checked="" type="checkbox"/> Y <input type="checkbox"/> N <input type="checkbox"/> NA <input type="checkbox"/> NE |
| 2. IF ALTERNATIVE ANALYTICAL PROCEDURES ARE USED, PROPER APPROVAL HAS BEEN OBTAINED: | <input type="checkbox"/> Y <input type="checkbox"/> N <input checked="" type="checkbox"/> NA <input type="checkbox"/> NE |
| 3. SATISFACTORY CALIBRATION AND MAINTENANCE OF INSTRUMENTS AND EQUIPMENT: | <input type="checkbox"/> Y <input type="checkbox"/> N <input type="checkbox"/> NA <input checked="" type="checkbox"/> NE |
| 4. QUALITY CONTROL PROCEDURES ADEQUATE: | <input type="checkbox"/> Y <input type="checkbox"/> N <input type="checkbox"/> NA <input checked="" type="checkbox"/> NE |
| 5. DUPLICATE SAMPLES ARE ANALYZED \geq 10% OF THE TIME: | <input checked="" type="checkbox"/> Y <input type="checkbox"/> N <input type="checkbox"/> NA <input type="checkbox"/> NE |
| 6. SPIKED SAMPLES ARE ANALYZED \geq 10% OF THE TIME: | <input checked="" type="checkbox"/> Y <input type="checkbox"/> N <input type="checkbox"/> NA <input type="checkbox"/> NE |
| 7. COMMERCIAL LABORATORY USED: | <input checked="" type="checkbox"/> Y <input type="checkbox"/> N <input type="checkbox"/> NA <input type="checkbox"/> NE |
| a. LAB NAME: <u>McClelland</u> | |
| b. LAB ADDRESS: <u>PO Box 34087, Little Rock, AR 72203</u> | |
| c. PARAMETERS PERFORMED: <u>CBOD, TSS Fecal, Ammonia</u> | |
| 8. BIOMONITORING PROCEDURES ADEQUATE: | <input type="checkbox"/> Y <input type="checkbox"/> N <input checked="" type="checkbox"/> NA <input type="checkbox"/> NE |
| a. PROPER ORGANISMS USED: | <input type="checkbox"/> Y <input type="checkbox"/> N <input checked="" type="checkbox"/> NA <input type="checkbox"/> NE |
| b. PROPER DILUTION SERIES FOLLOWED: | <input type="checkbox"/> Y <input type="checkbox"/> N <input checked="" type="checkbox"/> NA <input type="checkbox"/> NE |
| c. PROPER TEST METHODS AND DURATION: | <input type="checkbox"/> Y <input type="checkbox"/> N <input checked="" type="checkbox"/> NA <input type="checkbox"/> NE |
| d. RETESTS AND/OR TRE PERFORMED AS REQUIRED: | <input type="checkbox"/> Y <input type="checkbox"/> N <input checked="" type="checkbox"/> NA <input type="checkbox"/> NE |

SECTION G: EFFLUENT/RECEIVING WATERS OBSERVATIONS

BASED ON VISUAL OBSERVATIONS ONLY S M U NA NE

DETAILS:

OUTFALL #:	OIL SHEEN	GREASE	TURBIDITY	VISIBLE FOAM	FLOATING SOLIDS	COLOR	OTHER
001	none	none	none	none	none	clear	

SECTION H: SLUDGE DISPOSAL

SLUDGE DISPOSAL MEETS PERMIT REQUIREMENTS S M U NA NE

DETAILS:

1. SLUDGE MANAGEMENT ADEQUATE TO MAINTAIN EFFLUENT QUALITY:	<input checked="" type="checkbox"/> S <input type="checkbox"/> M <input type="checkbox"/> U <input type="checkbox"/> NA <input type="checkbox"/> NE
2. SLUDGE RECORDS MAINTAINED AS REQUIRED BY 40 CFR 503:	<input type="checkbox"/> S <input type="checkbox"/> M <input type="checkbox"/> U <input type="checkbox"/> NA <input checked="" type="checkbox"/> NE
3. FOR LAND APPLIED SLUDGE, TYPE OF LAND APPLIED TO: (E.G., FOREST, AGRICULTURAL, PUBLIC CONTACT SITE):	

SECTION I: SAMPLING INSPECTION PROCEDURES

SAMPLE RESULTS WITHIN PERMIT REQUIREMENTS S M U NA NE

DETAILS:

1. SAMPLES OBTAINED THIS INSPECTION:	<input type="checkbox"/> Y <input type="checkbox"/> N <input checked="" type="checkbox"/> NA <input type="checkbox"/> NE
2. TYPE OF SAMPLE: <input type="checkbox"/> GRAB:___ <input type="checkbox"/> COMPOSITE:___ METHOD:___ FREQUENCY:___	
3. SAMPLES PRESERVED:	<input type="checkbox"/> Y <input type="checkbox"/> N <input checked="" type="checkbox"/> NA <input type="checkbox"/> NE
4. FLOW PROPORTIONED SAMPLES OBTAINED:	<input type="checkbox"/> Y <input type="checkbox"/> N <input checked="" type="checkbox"/> NA <input type="checkbox"/> NE
5. SAMPLE OBTAINED FROM FACILITY'S SAMPLING DEVICE:	<input type="checkbox"/> Y <input type="checkbox"/> N <input checked="" type="checkbox"/> NA <input type="checkbox"/> NE
6. SAMPLE REPRESENTATIVE OF VOLUME AND NATURE OF DISCHARGE:	<input type="checkbox"/> Y <input type="checkbox"/> N <input checked="" type="checkbox"/> NA <input type="checkbox"/> NE
7. SAMPLE SPLIT WITH PERMITTEE:	<input type="checkbox"/> Y <input type="checkbox"/> N <input checked="" type="checkbox"/> NA <input type="checkbox"/> NE
8. CHAIN-OF-CUSTODY PROCEDURES EMPLOYED:	<input type="checkbox"/> Y <input type="checkbox"/> N <input checked="" type="checkbox"/> NA <input type="checkbox"/> NE
9. SAMPLES COLLECTED IN ACCORDANCE WITH PERMIT:	<input type="checkbox"/> Y <input type="checkbox"/> N <input checked="" type="checkbox"/> NA <input type="checkbox"/> NE

SECTION J: STORM WATER POLLUTION PREVENTION PLAN

STORM WATER MANAGEMENT MEETS PERMIT REQUIREMENTS S M U NA NE

DETAILS:

1. SWPPP UPDATED AS NEEDED:___ DATE OF LAST UPDATE:___	<input type="checkbox"/> Y <input type="checkbox"/> N <input checked="" type="checkbox"/> NA <input type="checkbox"/> NE
2. SITE MAP INCLUDING ALL DISCHARGES AND SURFACE WATERS:	<input type="checkbox"/> Y <input type="checkbox"/> N <input checked="" type="checkbox"/> NA <input type="checkbox"/> NE
3. POLLUTION PREVENTION TEAM IDENTIFIED:	<input type="checkbox"/> Y <input type="checkbox"/> N <input checked="" type="checkbox"/> NA <input type="checkbox"/> NE
4. POLLUTION PREVENTION TEAM PROPERLY TRAINED:	<input type="checkbox"/> Y <input type="checkbox"/> N <input checked="" type="checkbox"/> NA <input type="checkbox"/> NE
5. LIST OF POTENTIAL POLLUTANT SOURCES:	<input type="checkbox"/> Y <input type="checkbox"/> N <input checked="" type="checkbox"/> NA <input type="checkbox"/> NE
6. LIST OF POTENTIAL SOURCES AND PAST SPILLS AND LEAKS:	<input type="checkbox"/> Y <input type="checkbox"/> N <input checked="" type="checkbox"/> NA <input type="checkbox"/> NE
7. ALL NON-STORM WATER DISCHARGES ARE AUTHORIZED:	<input type="checkbox"/> Y <input type="checkbox"/> N <input checked="" type="checkbox"/> NA <input type="checkbox"/> NE
8. LIST OF STRUCTURAL BMPS:	<input type="checkbox"/> Y <input type="checkbox"/> N <input checked="" type="checkbox"/> NA <input type="checkbox"/> NE
9. LIST OF NON-STRUCTURAL BMPS:	<input type="checkbox"/> Y <input type="checkbox"/> N <input checked="" type="checkbox"/> NA <input type="checkbox"/> NE
10. BMPS PROPERLY OPERATED AND MAINTAINED:	<input type="checkbox"/> Y <input type="checkbox"/> N <input checked="" type="checkbox"/> NA <input type="checkbox"/> NE
11. INSPECTIONS CONDUCTED AS REQUIRED:	<input type="checkbox"/> Y <input type="checkbox"/> N <input checked="" type="checkbox"/> NA <input type="checkbox"/> NE

FLOW CALCULATION SHEET

Date:	5-12-2011	Time:	1107		
Head in Inches:	4.875	Feet:	.406		
Type & Size of Primary Flow Measurement Device: 4" parabolic nozzle					
Name & Model of Secondary Flow Measurement Device: ISCO 4230 Bubbler					
Date of last Calibration of Secondary Flow Device: not recorded					
Recorded Flow at Date & Time Listed Above:				216 gpm	(Facility Flow Meter)
Calculated Flow at Date & Time Listed Above:				221 gpm	
% Error =	Recorded Value	-	Calculated Value	X 100	
	Calculated Value				
% Error =		-		X 100	
% Error =			X 100		
% Error =			X 100		
% Error =	2		%		
Comments:	< 10 % OK				

DMR Calculation Check

Reporting Period: From 11 1 1 To 11 1 31
Year Month Day Year Month Day

Parameter Checked: AMMONIA

	Loading Mass Mo. Avg. - lbs/day	Concentration Monthly Mo. Avg. - mg/l	7-day Avg. - mg/l
Reported Value:	<u>.04</u>	<u>.1</u>	<u>.1</u>
Calculated Value:	<u>.04</u>	<u>.1</u>	<u>.1</u>
Permit Value:	<u>13</u>	<u>9</u>	<u>10.3</u>

If calculated value does not equal reported value, explain: Values are equal.



UNITED STATES ENVIRONMENTAL PROTECTION AGENCY
Washington, D.C. 20460

Form Approved
OMB No. 2040-0003

NPDES Compliance Inspection Report

Section A: National Data System Coding

Transaction Code	NPDES	Yr/Mo/Day	Inspec. Type	Inspector	Fac. Type						
1 <input type="text" value="N"/> 2 <input type="text" value="5"/> 3 <input type="text" value="A"/> <input type="text" value="R"/> <input type="text" value="0"/> <input type="text" value="0"/> <input type="text" value="2"/> <input type="text" value="1"/> <input type="text" value="7"/> <input type="text" value="1"/> <input type="text" value="7"/> 11 <input type="text" value="1"/> 12 <input type="text" value="1"/> <input type="text" value="1"/> <input type="text" value="0"/> <input type="text" value="5"/> <input type="text" value="1"/> <input type="text" value="2"/> 17 18 <input type="text" value="V"/> 19 <input type="text" value="S"/> 20 <input type="text" value="1"/>	Remarks										
<input type="text" value="A"/> <input type="text" value="F"/> <input type="text" value="I"/> <input type="text" value="N"/> <input type="text" value="4"/> <input type="text" value="5"/> <input type="text" value="-"/> <input type="text" value="0"/> <input type="text" value="0"/> <input type="text" value="0"/> <input type="text" value="2"/> <input type="text" value="1"/>											
Inspection Work Days		Facility Evaluation Rating		BI		QA		Reserved			
67 <input type="text"/> <input type="text"/> <input type="text"/> 69		70 <input type="text" value="N"/>		71 <input type="text" value="N"/>		72 <input type="text" value="N"/>		73 <input type="text"/> <input type="text"/> <input type="text"/> <input type="text"/> 74 75 <input type="text"/> <input type="text"/> <input type="text"/> <input type="text"/> 80			

Section B: Facility Data

Name and Location of Facility Inspected (<i>For industrial users discharging to POTW, also include POTW name and NPDES permit number</i>) City of Flippin Wastewater Treatment Plant 222 East Industrial Park Road NE1/4, NE1/4, Section 10, T19N, R15W, Marion County	Entry Time/Date 0956 / 05-12-2011	Permit Effective Date 11/01/07
Name(s) of On-Site Representative(s)/Title(s)/Phone and Fax Number(s) Mr. Scott Garrison, Plant Operator, 870 453-2566	Other Facility Data	
Name, Address of Responsible Official/Title/Phone and Fax Number James J. Hudson / Mayor / (870) 453-8300 / Fax (870) 453-5722 City of Flippin P.O. Box 40, Flippin, AR 72634	Contacted Yes <input type="checkbox"/> No <input checked="" type="checkbox"/>	

Section C: Areas Evaluated During Inspection

(S = Satisfactory, M = Marginal, U = Unsatisfactory, N = Not Evaluated)

S	Permit	N	Flow Measurement	S	Operations & Maintenance	N	Sampling
U	Records/Reports	N	Self-Monitoring Program	N	Sludge Handling/Disposal	N	Pollution Prevention
S	Facility Site Review	N	Compliance Schedules	N	Pretreatment	N	Multimedia
N	Effluent/Receiving Waters	N	Laboratory	N	Storm Water		Other:

Section D: Summary of Findings/Comments (Attach additional sheets if necessary)

A sanitary sewer overflow inspection was performed on May 12, 2011. The investigation revealed that while Mr. Garrison, Operator, stated that the collection system had experienced several manhole overflows in the past 12 months, they were deemed not significant and were not documented or reported to the ADEQ. This failure to document and report all overflows is a violation of Condition Part III.5 of the referenced permit.

Name(s) and Signature(s) of Inspector(s) Bruce Kirkpatrick Bruce Kirkpatrick	Agency/Office/Telephone/Fax AR Dept. of Environmental Quality-Jasper PHONE# (870) 446-6170 / FAX# (870) 446-2181	Date May 16, 2011
Signature of Reviewer	Agency/Office/Phone and Fax	Date

COLLECTION SYSTEM INSPECTION AND OVERALL RATING		<input type="checkbox"/> S <input type="checkbox"/> M <input checked="" type="checkbox"/> U <input type="checkbox"/> NA <input type="checkbox"/> NE
PROVIDE A BRIEF DESCRIPTION OF THE COLLECTION SYSTEM: Gravity flow system to Main Lift Station located at the treatment plant.		
POPULATION SERVED/NUMBER OF RESIDENTIAL AND COMMERCIAL CONNECTIONS: <u>pop. served 625</u>		
FEET OF SEWER SYSTEM: <u>unknown</u>		
AGE OF SYSTEM: <u>over 40 yrs.</u>		
DOES THE SYSTEM EXPERIENCE PROBLEMS DURING DRY OR WET WEATHER (EXPLAIN):	<input checked="" type="checkbox"/> Y <input type="checkbox"/> N <input type="checkbox"/> NA <input type="checkbox"/> NE	
IS THERE A SYSTEM IN PLACE FOR REPORTING SSOS TO ADEQ (DESCRIBE):	<input type="checkbox"/> Y <input checked="" type="checkbox"/> N <input type="checkbox"/> NA <input type="checkbox"/> NE	
ARE ALL SSOs REPORTED REGARDLESS OF SIZE:	<input type="checkbox"/> Y <input checked="" type="checkbox"/> N <input type="checkbox"/> NA <input type="checkbox"/> NE	
HAVE SSOs REACHED "WATERS OF THE U.S." (LIST DATE AND LOCATION OF EACH):	<input type="checkbox"/> Y <input type="checkbox"/> N <input type="checkbox"/> NA <input checked="" type="checkbox"/> NE	
PUMP STATIONS		<input checked="" type="checkbox"/> S <input type="checkbox"/> M <input type="checkbox"/> U <input type="checkbox"/> NA <input type="checkbox"/> NE
NUMBER OF PUMP STATIONS IN SYSTEM: <u>1</u>	NUMBER WITH BACKUP POWER: <u>1</u>	
HOW OFTEN ARE PUMP STATIONS INSPECTED/MONITORED: <u>daily</u>		
ARE MAINTENANCE RECORDS AND/OR OPERATOR LOGS KEPT: <u>yes</u>		
ADEQUATE INVENTORY OF SPARE PARTS: <u>yes</u>		
TYPE OF REMOTE ELECTRONIC MONITORING USED (I.E. SCADA OR AUTO DIALERS): <u>na</u>		
BRIEF SUMMARY OF EMERGENCY PROCEDURES: <u>standby generator runs plant and lift station</u>		
NUMBER OF PUMP STATIONS VISITED DURING INSPECTION (SEE ATTACHED CHECKLISTS FOR EACH): <u>1</u>		
SATELLITE SYSTEMS		<input type="checkbox"/> S <input type="checkbox"/> M <input type="checkbox"/> U <input checked="" type="checkbox"/> NA <input type="checkbox"/> NE
DOES THE COLLECTION SYSTEM RECEIVE FLOW FROM SATELLITE SYSTEMS: <u>no</u>		
TYPE(S) OF WASTE WATER RECEIVED: <input type="checkbox"/> RESIDENTIAL <input type="checkbox"/> COMMERCIAL <input type="checkbox"/> INDUSTRIAL <input type="checkbox"/> OTHER:		
BRIEFLY DESCRIBE THE SATELLITE SYSTEM:		
ANY KNOWN PROBLEMS WITH SATELLITE SYSTEM:		
NAME, ADDRESS AND PHONE NUMBER OF PERSON RESPONSIBLE FOR SATELLITE SYSTEM:		

PUMP STATION VISIT (COMPLETE A SEPARATE CHECKLIST FOR EACH PUMP STATION VISITED)	
GENERAL INFORMATION AND OVERALL EVALUATION	<input checked="" type="checkbox"/> S <input type="checkbox"/> M <input type="checkbox"/> U <input type="checkbox"/> NA
NAME AND/OR LOCATION OF PUMP STATION: MAIN	
TYPE(S) OF WASTE WATER RECEIVED: <input checked="" type="checkbox"/> RESIDENTIAL <input checked="" type="checkbox"/> COMMERCIAL <input type="checkbox"/> INDUSTRIAL <input type="checkbox"/> OTHER:	
NUMBER OF PUMPS: <u>2</u>	NUMBER OPERATIONAL: <u>2</u>
NUMBER AND SIZE OF PUMPS APPEARS ADEQUATE:	<input checked="" type="checkbox"/> S <input type="checkbox"/> M <input type="checkbox"/> U <input type="checkbox"/> NA <input type="checkbox"/> NE
EVIDENCE OF RECENT OVERFLOWS OR HIGH LEVELS:	<input type="checkbox"/> Y <input checked="" type="checkbox"/> N <input type="checkbox"/> NA <input type="checkbox"/> NE
GENERAL OPERATION AND MAINTENANCE	
CLEAN AND WELL MAINTAINED WITH MINIMAL STORAGE OF UNRELATED EQUIPMENT:	<input checked="" type="checkbox"/> S <input type="checkbox"/> M <input type="checkbox"/> U <input type="checkbox"/> NA <input type="checkbox"/> NE
GATES/DOORS/HATCHES/LIDS/ETC. LOCKED TO PREVENT UNAUTHORIZED ACCESS AND/OR TAMPERING:	<input checked="" type="checkbox"/> S <input type="checkbox"/> M <input type="checkbox"/> U <input type="checkbox"/> NA <input type="checkbox"/> NE
WET WELLS, SUMPS AND PITS ADEQUATELY COVERED, GRATED OR OTHERWISE PROTECTED:	<input checked="" type="checkbox"/> S <input type="checkbox"/> M <input type="checkbox"/> U <input type="checkbox"/> NA <input type="checkbox"/> NE
ELECTRICAL CONTROLS COVERS CONDUIT AND EQUIPMENT PROPERLY INSTALLED AND MAINTAINED:	<input checked="" type="checkbox"/> S <input type="checkbox"/> M <input type="checkbox"/> U <input type="checkbox"/> NA <input type="checkbox"/> NE
GUARDS AND SHIELDS IN PLACE AROUND MOVING EQUIPMENT (BELTS, PULLEYS, DRIVESHAFTS, ETC.):	<input checked="" type="checkbox"/> S <input type="checkbox"/> M <input type="checkbox"/> U <input type="checkbox"/> NA <input type="checkbox"/> NE
ADEQUATE VENTILATION TO PREVENT EXCESSIVE CONDENSATION AND/OR GASES AND FUMES:	<input checked="" type="checkbox"/> S <input type="checkbox"/> M <input type="checkbox"/> U <input type="checkbox"/> NA <input type="checkbox"/> NE
ADEQUATE LIGHTING FOR ROUTINE INSPECTION/MAINTENANCE:	<input checked="" type="checkbox"/> S <input type="checkbox"/> M <input type="checkbox"/> U <input type="checkbox"/> NA <input type="checkbox"/> NE
SEALS, VALVES AND PACKING ADEQUATELY MAINTAINED TO PREVENT LEAKS:	<input checked="" type="checkbox"/> S <input type="checkbox"/> M <input type="checkbox"/> U <input type="checkbox"/> NA <input type="checkbox"/> NE
MINIMAL ACCUMULATION OF GREASE AND SOLIDS IN WET WELLS:	<input checked="" type="checkbox"/> S <input type="checkbox"/> M <input type="checkbox"/> U <input type="checkbox"/> NA <input type="checkbox"/> NE
BACKUP POWER AND ALARMS	
PROVISIONS FOR GENERATOR AND/OR EMERGENCY TRANSFER PUMP:	<input checked="" type="checkbox"/> S <input type="checkbox"/> M <input type="checkbox"/> U <input type="checkbox"/> NA <input type="checkbox"/> NE
AUDIBLE/VISUAL ALARM WITH EMERGENCY CONTACT INFORMATION POSTED:	<input checked="" type="checkbox"/> S <input type="checkbox"/> M <input type="checkbox"/> U <input type="checkbox"/> NA <input type="checkbox"/> NE
SCADA SYSTEM (LIST PARAMETERS MONITORED):	<input type="checkbox"/> Y <input checked="" type="checkbox"/> N <input type="checkbox"/> NA <input type="checkbox"/> NE

Water Division NPDES Photographic Evidence Sheet							
---	--	--	--	--	--	--	--

Location:	Flippin Man Lift Station						
------------------	--------------------------	--	--	--	--	--	--

Photographer:	Kirkpatrick			Witness:	None		
----------------------	-------------	--	--	-----------------	------	--	--

Photo #	1	Of	2	Date:	5-12-2011	Time:	1037
----------------	---	-----------	---	--------------	-----------	--------------	------

Description:	Dry well						
---------------------	----------	--	--	--	--	--	--




Photographer:	Kirkpatrick			Witness:	None		
----------------------	-------------	--	--	-----------------	------	--	--

Photo #	2	Of	2	Date:	5-12-2011	Time:	1042
----------------	---	-----------	---	--------------	-----------	--------------	------

Description:	Wet well						
---------------------	----------	--	--	--	--	--	--





City of Flippin

ARKANSAS
"A Place For All Seasons"

May 27, 2011

Cindy Garner
Technical Assistance Manager
Water Division Enforcement Branch
Water Division Permits Branch
ADEQ
5301 Northshore Drive
North Little Rock, AR 72118-5317


Dear Ms. Garner,

This letter is in response to the letter from Bruce Kirkpatrick dated May 23, 2011. On the behalf of the City of Flippin, we are sorry for the inconvenience and for the non-compliance. We have already created an in-house document, which is attached to this letter. We will be reporting and documenting all sanitary sewer overflows regardless of size or volume within the 24 hour period from this point forward.

Once again we are sorry for the inconvenience and non-compliance. If you have any questions regarding this letter or subject, please feel free to contact me at (870) 453-8300.

Sincerely,


James J. Hudson
Mayor
City of Flippin



City of Flippin

"A Place For All Seasons"

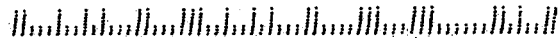
Post Office Box 40
Flippin, Arkansas 72634



02 1P
0003839188 MAY 27 2011
MAILED FROM ZIP CODE 72634
\$ 000.44⁰

CINDY GARNER
ADEQ
5301 NORTSHORE DRIVE
NORTH LITTLE ROCK, AR 72118-5317

72118-5317 RC15



ADEQ

ARKANSAS
Department of Environmental Quality

June 21, 2011

Honorable James J. Hudson
City of Flippin
P.O. Box 40
Flippin, AR 72634

RE: AFIN: 45-00021

NPDES Permit No.: AR0021717


Dear Mayor Hudson:

The Department has received your response to the May 12, 2011 inspection of your facility by our District Field Inspector, Bruce Kirkpatrick. Your letter appears to satisfy the discrepancies identified during the visit. The Department expects that the corrective actions taken will be maintained to ensure consistent compliance with the requirements of the permit. Acceptance of this response by the Department does not preclude any future enforcement action deemed necessary at this site or any other site.

The Department will keep the inspection and response on file. If future violations occur that require enforcement action, the Department will consider the inspection and response as required by the Pollution Control and Ecology Commission Regulation No. 7, Civil Penalties. This regulation requires the Department to consider the past history of your site and how expeditiously the violations were addressed in determining any civil penalty that may be necessary for any future violations.

If we need further information concerning this matter, we will contact you. Thank you for your attention to this matter. Should you have any questions, feel free to contact me at 501-682-0633 or you may e-mail me at schluterman@adeq.state.ar.us.

Sincerely,



Amy Schluterman
Enforcement Analyst
Water Division Enforcement Branch