



ARKANSAS  
Department of Environmental Quality

April 29, 2015

Gail Mainard, Assistant Director  
Arkansas Department of Correction  
7800 Correction Circle  
Pine Bluff, AR 71603

**RE: ADC Tucker Intermediate Reformatory (Jefferson Co)**  
**AFIN: 35-00112                      NPDES Permit No.: AR0035980**  
**ARG640090**

Dear Mr. Mainard:

On April 20, 2015, I conducted Compliance Evaluation Inspections of the above referenced facilities in accordance with the provisions of the Federal Clean Water Act, the Arkansas Water and Air Pollution Control Act, and the regulations promulgated thereunder. Copies of the inspection reports are enclosed for your records.



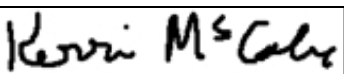
**No violations were noted at the time of the inspection. Please refer to the attached inspection report for any comments.**

If I can be of any assistance, please contact me at [henderson@adeq.state.ar.us](mailto:henderson@adeq.state.ar.us) or (870) 247-5155.

Sincerely,

A handwritten signature in cursive script that reads "Steven L. Henderson".

Steven L. Henderson  
District 6 Field Inspector  
Water Division

 <b>A R K A N S A S</b> Department of Environmental Quality		<b>WATER DIVISION INSPECTION REPORT</b>					
		AFIN: <b>35-00112</b>		PERMIT #: <b>AR0035980</b>		DATE: <b>4/20/2015</b>	
		COUNTY: <b>35 Jefferson</b>		PDS #: <b>083734</b>		MEDIA: <b>WN</b>	
		GPS LAT: <b>34.438016</b> LONG: <b>-91.906205</b> LOCATION: <b>General Area</b>					
<b>FACILITY INFORMATION</b>			<b>INSPECTION INFORMATION</b>				
NAME: <b>ADC-Tucker Unit</b> LOCATION: <b>2400 State Farm Road</b> CITY: <b>Tucker, AR 72168</b>			FACILITY TYPE: <b>2 - Industrial</b>	INSPECTOR ID#: <b>26075 S - State</b>			
<b>RESPONSIBLE OFFICIAL</b> NAME / TITLE: <b>Gail Mainard, / Assistant Director</b> COMPANY: <b>Arkansas Department of Correction</b> MAILING ADDRESS: <b>7800 Correction Circle</b> CITY, STATE, ZIP: <b>Pine Bluff, AR 71603</b> PHONE & EXT. / FAX: <b>870-267- 6832 /</b> EMAIL:			FACILITY EVALUATION RATING: <b>3 - Satisfactory</b>		INSPECTION TYPE: <b>Compliance Evaluation</b>		
			DATE(S): <b>4/20/2015</b>	ENTRY TIME: <b>09:30</b>	EXIT TIME: <b>11:30</b>	PERMIT EFFECTIVE DATE: <b>11/1/2014</b>	
			PERMIT EXPIRATION DATE: <b>10/31/2019</b>				
			FAYETTEVILLE SHALE RELATED: <b>N</b>				
FAYETTEVILLE SHALE VIOLATIONS: <b>N</b>							
CONTACTED DURING INSPECTION: <b>Yes</b>			<b>INSPECTION PARTICIPANTS</b>				
			NAME/TITLE/PHONE/FAX/EMAIL/ETC.: <b>Terry Murphy, ADC, Class II Operator, #003483</b> <b>Chris Ashcraft, Const./Maint. Coordinator, ADC</b> <b>Dan Beranek, President, McClelland Consulting</b> <b>Sam Gates, Environmental Scientist, McClelland</b>				
<b>AREA EVALUATIONS</b>							
(S=Satisfactory, M=Marginal, U=Unsatisfactory, N=Not Applicable/Evaluated)							
<b>S</b>	PERMIT	<b>S</b>	FLOW MEASUREMENT	<b>N</b>	STORMWATER		
<b>S</b>	RECORDS/REPORTS	<b>S</b>	LABORATORY	<b>S</b>	FACILITY SITE REVIEW		
<b>S</b>	OPERATION & MAINTENANCE	<b>S</b>	EFFLUENT/RECEIVING WATER	<b>M</b>	SELF-MONITORING PROGRAM		
<b>S</b>	SAMPLING	<b>S</b>	SLUDGE HANDLING/DISPOSAL	<b>N</b>	PRETREATMENT		
<b>N</b>	OTHER:						
<b>SUMMARY OF FINDINGS</b>							
A routine inspection was conducted to determine compliance status with the Arkansas Water and Air Pollution Control Act, the Federal Clean Water Act and the regulations promulgated thereunder. At the time of inspection, the facility was in compliance with the applicable regulations.							
<b>GENERAL COMMENTS</b>							
The operator was informed of the need to conduct and document monthly calibration checks on the effluent flow meter to ensure the accuracy of flow readings. The current flow meter was last manually calibrated October 16, 2014.							
INSPECTOR'S SIGNATURE: 				Steven L. Henderson			
SUPERVISOR'S SIGNATURE: 				Kerri McCabe			
				DATE: <b>4/21/2015</b>			
				DATE: <b>4/28/2015</b>			

<b>SECTION A: PERMIT VERIFICATION</b>	
PERMIT SATISFACTORILY ADDRESSES OBSERVATIONS	<input checked="" type="checkbox"/> S <input type="checkbox"/> M <input type="checkbox"/> U <input type="checkbox"/> NA <input type="checkbox"/> NE
DETAILS:	
1. CORRECT NAME AND MAILING ADDRESS OF PERMITTEE:	<input checked="" type="checkbox"/> Y <input type="checkbox"/> N <input type="checkbox"/> NA <input type="checkbox"/> NE
2. NOTIFICATION GIVEN TO EPA/STATE OF NEW DIFFERENT OR INCREASED DISCHARGES:	<input type="checkbox"/> Y <input type="checkbox"/> N <input checked="" type="checkbox"/> NA <input type="checkbox"/> NE
3. NUMBER AND LOCATION OF DISCHARGE POINTS AS DESCRIBED IN PERMIT:	<input checked="" type="checkbox"/> Y <input type="checkbox"/> N <input type="checkbox"/> NA <input type="checkbox"/> NE
4. ALL DISCHARGES ARE PERMITTED:	<input checked="" type="checkbox"/> Y <input type="checkbox"/> N <input type="checkbox"/> NA <input type="checkbox"/> NE
<b>SECTION B: RECORDKEEPING AND REPORTING EVALUATION</b>	
RECORDS AND REPORTS MAINTAINED AS REQUIRED BY PERMIT	<input checked="" type="checkbox"/> S <input type="checkbox"/> M <input type="checkbox"/> U <input type="checkbox"/> NA <input type="checkbox"/> NE
DETAILS:	
1. ANALYTICAL RESULTS CONSISTENT WITH DATA REPORTED ON DMRS:	<input checked="" type="checkbox"/> Y <input type="checkbox"/> N <input type="checkbox"/> NA <input type="checkbox"/> NE
2. SAMPLING AND ANALYSES DATA ADEQUATE AND INCLUDE:	<input checked="" type="checkbox"/> S <input type="checkbox"/> M <input type="checkbox"/> U <input type="checkbox"/> NA <input type="checkbox"/> NE
a. DATES AND TIME(S) OF SAMPLING:	<input checked="" type="checkbox"/> Y <input type="checkbox"/> N <input type="checkbox"/> NA <input type="checkbox"/> NE
b. EXACT LOCATION(S) OF SAMPLING:	<input checked="" type="checkbox"/> Y <input type="checkbox"/> N <input type="checkbox"/> NA <input type="checkbox"/> NE
c. NAME OF INDIVIDUAL PERFORMING SAMPLING:	<input checked="" type="checkbox"/> Y <input type="checkbox"/> N <input type="checkbox"/> NA <input type="checkbox"/> NE
d. ANALYTICAL METHODS AND TECHNIQUES:	<input checked="" type="checkbox"/> Y <input type="checkbox"/> N <input type="checkbox"/> NA <input type="checkbox"/> NE
e. RESULTS OF CALIBRATIONS:	<input type="checkbox"/> Y <input type="checkbox"/> N <input type="checkbox"/> NA <input checked="" type="checkbox"/> NE
f. RESULTS OF ANALYSES:	<input checked="" type="checkbox"/> Y <input type="checkbox"/> N <input type="checkbox"/> NA <input type="checkbox"/> NE
g. DATES AND TIMES OF ANALYSES:	<input checked="" type="checkbox"/> Y <input type="checkbox"/> N <input type="checkbox"/> NA <input type="checkbox"/> NE
h. NAME OF PERSON(S) PERFORMING ANALYSES:	<input checked="" type="checkbox"/> Y <input type="checkbox"/> N <input type="checkbox"/> NA <input type="checkbox"/> NE
3. LABORATORY EQUIPMENT CALIBRATION AND MAINTENANCE RECORDS ADEQUATE:	<input type="checkbox"/> S <input type="checkbox"/> M <input type="checkbox"/> U <input type="checkbox"/> NA <input checked="" type="checkbox"/> NE
4. PLANT RECORDS INCLUDE SCHEDULES, DATES OF EQUIPMENT MAINTENANCE AND REPAIR:	<input checked="" type="checkbox"/> S <input type="checkbox"/> M <input type="checkbox"/> U <input type="checkbox"/> NA <input type="checkbox"/> NE
5. EFFLUENT LOADINGS CALCULATED USING DAILY EFFLUENT FLOW AND DAILY ANALYTICAL DATA:	<input checked="" type="checkbox"/> Y <input type="checkbox"/> N <input type="checkbox"/> NA <input type="checkbox"/> NE
<b>SECTION C: OPERATIONS AND MAINTENANCE</b>	
TREATMENT FACILITY PROPERLY OPERATED AND MAINTAINED	<input checked="" type="checkbox"/> S <input type="checkbox"/> M <input type="checkbox"/> U <input type="checkbox"/> NA <input type="checkbox"/> NE
DETAILS:	
1. TREATMENT UNITS PROPERLY OPERATED:	<input checked="" type="checkbox"/> S <input type="checkbox"/> M <input type="checkbox"/> U <input type="checkbox"/> NA <input type="checkbox"/> NE
2. TREATMENT UNITS PROPERLY MAINTAINED:	<input checked="" type="checkbox"/> S <input type="checkbox"/> M <input type="checkbox"/> U <input type="checkbox"/> NA <input type="checkbox"/> NE
3. STANDBY POWER OR OTHER EQUIVALENT PROVIDED:	<input checked="" type="checkbox"/> S <input type="checkbox"/> M <input type="checkbox"/> U <input type="checkbox"/> NA <input type="checkbox"/> NE
4. ADEQUATE ALARM SYSTEM FOR POWER OR EQUIPMENT FAILURES AVAILABLE:	<input checked="" type="checkbox"/> S <input type="checkbox"/> M <input type="checkbox"/> U <input type="checkbox"/> NA <input type="checkbox"/> NE
5. ALL NEEDED TREATMENT UNITS IN SERVICE:	<input checked="" type="checkbox"/> S <input type="checkbox"/> M <input type="checkbox"/> U <input type="checkbox"/> NA <input type="checkbox"/> NE
6. ADEQUATE NUMBER OF QUALIFIED OPERATORS PROVIDED: <u>1 Class II</u>	<input checked="" type="checkbox"/> S <input type="checkbox"/> M <input type="checkbox"/> U <input type="checkbox"/> NA <input type="checkbox"/> NE
7. SPARE PARTS AND SUPPLIES INVENTORY MAINTAINED:	<input checked="" type="checkbox"/> S <input type="checkbox"/> M <input type="checkbox"/> U <input type="checkbox"/> NA <input type="checkbox"/> NE
8. OPERATION AND MAINTENANCE MANUAL AVAILABLE:	<input checked="" type="checkbox"/> Y <input type="checkbox"/> N <input type="checkbox"/> NA <input type="checkbox"/> NE
9. STANDARD OPERATING PROCEDURES AND SCHEDULES ESTABLISHED:	<input checked="" type="checkbox"/> Y <input type="checkbox"/> N <input type="checkbox"/> NA <input type="checkbox"/> NE
10. PROCEDURES FOR EMERGENCY TREATMENT CONTROL ESTABLISHED:	<input checked="" type="checkbox"/> Y <input type="checkbox"/> N <input type="checkbox"/> NA <input type="checkbox"/> NE
11. HAVE BYPASSES/OVERFLOWS OCCURRED AT THE PLANT OR IN THE COLLECTION SYSTEM IN THE LAST YEAR:	<input type="checkbox"/> Y <input checked="" type="checkbox"/> N <input type="checkbox"/> NA <input type="checkbox"/> NE
12. IF SO, HAS THE REGULATORY AGENCY BEEN NOTIFIED:	<input type="checkbox"/> Y <input type="checkbox"/> N <input checked="" type="checkbox"/> NA <input type="checkbox"/> NE
13. HAS CORRECTIVE ACTION BEEN TAKEN TO PREVENT ADDITIONAL BYPASSES/OVERFLOWS:	<input type="checkbox"/> Y <input type="checkbox"/> N <input checked="" type="checkbox"/> NA <input type="checkbox"/> NE
14. HAVE ANY HYDRAULIC OVERLOADS OCCURRED AT THE TREATMENT PLANT:	<input type="checkbox"/> Y <input checked="" type="checkbox"/> N <input type="checkbox"/> NA <input type="checkbox"/> NE
15. IF SO, DID PERMIT VIOLATIONS OCCUR AS A RESULT:	<input type="checkbox"/> Y <input type="checkbox"/> N <input checked="" type="checkbox"/> NA <input type="checkbox"/> NE

<b>SECTION D: SAMPLING</b>	
<b>PERMITTEE SAMPLING MEETS PERMIT REQUIREMENTS</b>	<input checked="" type="checkbox"/> S <input type="checkbox"/> M <input type="checkbox"/> U <input type="checkbox"/> NA <input type="checkbox"/> NE
<b>DETAILS:</b>	
1. SAMPLES TAKEN AT SITE(S) SPECIFIED IN PERMIT:	<input checked="" type="checkbox"/> Y <input type="checkbox"/> N <input type="checkbox"/> NA <input type="checkbox"/> NE
2. LOCATIONS ADEQUATE FOR REPRESENTATIVE SAMPLES:	<input checked="" type="checkbox"/> Y <input type="checkbox"/> N <input type="checkbox"/> NA <input type="checkbox"/> NE
3. FLOW PROPORTIONED SAMPLES OBTAINED WHEN REQUIRED BY PERMIT:	<input type="checkbox"/> Y <input type="checkbox"/> N <input checked="" type="checkbox"/> NA <input type="checkbox"/> NE
4. SAMPLING AND ANALYSES COMPLETED ON PARAMETERS SPECIFIED IN PERMIT:	<input checked="" type="checkbox"/> Y <input type="checkbox"/> N <input type="checkbox"/> NA <input type="checkbox"/> NE
5. SAMPLING AND ANALYSES PERFORMED AT FREQUENCY SPECIFIED IN PERMIT:	<input checked="" type="checkbox"/> Y <input type="checkbox"/> N <input type="checkbox"/> NA <input type="checkbox"/> NE
6. SAMPLE COLLECTION PROCEDURES ADEQUATE:	<input checked="" type="checkbox"/> Y <input type="checkbox"/> N <input type="checkbox"/> NA <input type="checkbox"/> NE
a. SAMPLES REFRIGERATED DURING COMPOSITING:	<input type="checkbox"/> Y <input type="checkbox"/> N <input checked="" type="checkbox"/> NA <input type="checkbox"/> NE
b. PROPER PRESERVATION TECHNIQUES USED:	<input checked="" type="checkbox"/> Y <input type="checkbox"/> N <input type="checkbox"/> NA <input type="checkbox"/> NE
c. CONTAINERS AND SAMPLE HOLDING TIMES CONFORM TO 40 CFR 136:	<input checked="" type="checkbox"/> Y <input type="checkbox"/> N <input type="checkbox"/> NA <input type="checkbox"/> NE
7. IF MONITORING IS PERFORMED MORE OFTEN THAN REQUIRED ARE RESULTS REPORTED ON THE DMR:	<input type="checkbox"/> Y <input type="checkbox"/> N <input checked="" type="checkbox"/> NA <input type="checkbox"/> NE
<b>SECTION E: FLOW MEASUREMENT</b>	
<b>PERMITTEE FLOW MEASUREMENT MEETS PERMIT REQUIREMENTS</b>	<input checked="" type="checkbox"/> S <input type="checkbox"/> M <input type="checkbox"/> U <input type="checkbox"/> NA <input type="checkbox"/> NE
<b>DETAILS:</b>	
1. PRIMARY FLOW MEASUREMENT DEVICE PROPERLY INSTALLED AND MAINTAINED: __ TYPE OF DEVICE: <u>9" Parshall Flume</u>	<input checked="" type="checkbox"/> Y <input type="checkbox"/> N <input type="checkbox"/> NA <input type="checkbox"/> NE
2. FLOW MEASURED AT EACH OUTFALL AS REQUIRED:	<input checked="" type="checkbox"/> Y <input type="checkbox"/> N <input type="checkbox"/> NA <input type="checkbox"/> NE
3. SECONDARY INSTRUMENTS (TOTALIZERS, RECORDERS, ETC.) PROPERLY OPERATED AND MAINTAINED:	<input checked="" type="checkbox"/> Y <input type="checkbox"/> N <input type="checkbox"/> NA <input type="checkbox"/> NE
4. CALIBRATION FREQUENCY ADEQUATE:	<input checked="" type="checkbox"/> Y <input type="checkbox"/> N <input type="checkbox"/> NA <input type="checkbox"/> NE
5. RECORDS MAINTAINED OF CALIBRATION PROCEDURES:	<input checked="" type="checkbox"/> Y <input type="checkbox"/> N <input type="checkbox"/> NA <input type="checkbox"/> NE
6. CALIBRATION CHECKS DONE TO ASSURE CONTINUED COMPLIANCE:	<input type="checkbox"/> Y <input checked="" type="checkbox"/> N <input type="checkbox"/> NA <input type="checkbox"/> NE
7. FLOW ENTERING DEVICE WELL DISTRIBUTED ACROSS THE CHANNEL AND FREE OF TURBULENCE:	<input checked="" type="checkbox"/> Y <input type="checkbox"/> N <input type="checkbox"/> NA <input type="checkbox"/> NE
8. FLOW MEASUREMENT EQUIPMENT ADEQUATE TO HANDLE EXPECTED RANGE OF FLOW RATES:	<input checked="" type="checkbox"/> Y <input type="checkbox"/> N <input type="checkbox"/> NA <input type="checkbox"/> NE
9. HEAD MEASURED AT PROPER LOCATION:	<input checked="" type="checkbox"/> Y <input type="checkbox"/> N <input type="checkbox"/> NA <input type="checkbox"/> NE
<b>SECTION F: LABORATORY</b>	
<b>PERMITTEE LABORATORY PROCEDURES MEET PERMIT REQUIREMENTS</b>	<input checked="" type="checkbox"/> S <input type="checkbox"/> M <input type="checkbox"/> U <input type="checkbox"/> NA <input type="checkbox"/> NE
<b>DETAILS:</b>	
1. EPA APPROVED ANALYTICAL PROCEDURES USED (40 CFR 136.3 FOR LIQUIDS, 503.8(B) FOR SLUDGES) :	<input checked="" type="checkbox"/> Y <input type="checkbox"/> N <input type="checkbox"/> NA <input type="checkbox"/> NE
2. IF ALTERNATIVE ANALYTICAL PROCEDURES ARE USED, PROPER APPROVAL HAS BEEN OBTAINED:	<input type="checkbox"/> Y <input type="checkbox"/> N <input checked="" type="checkbox"/> NA <input type="checkbox"/> NE
3. SATISFACTORY CALIBRATION AND MAINTENANCE OF INSTRUMENTS AND EQUIPMENT:	<input checked="" type="checkbox"/> Y <input type="checkbox"/> N <input type="checkbox"/> NA <input type="checkbox"/> NE
4. QUALITY CONTROL PROCEDURES ADEQUATE:	<input checked="" type="checkbox"/> Y <input type="checkbox"/> N <input type="checkbox"/> NA <input type="checkbox"/> NE
5. DUPLICATE SAMPLES ARE ANALYZED $\geq$ 10% OF THE TIME:	<input checked="" type="checkbox"/> Y <input type="checkbox"/> N <input type="checkbox"/> NA <input type="checkbox"/> NE
6. SPIKED SAMPLES ARE ANALYZED $\geq$ 10% OF THE TIME:	<input checked="" type="checkbox"/> Y <input type="checkbox"/> N <input type="checkbox"/> NA <input type="checkbox"/> NE
7. COMMERCIAL LABORATORY USED:	<input checked="" type="checkbox"/> Y <input type="checkbox"/> N <input type="checkbox"/> NA <input type="checkbox"/> NE
a. LAB NAME: <u>McClelland Consulting Engineers, Inc.</u>	
b. LAB ADDRESS: <u>900 West Markham, Little Rock, Ark. 72201</u>	
c. PARAMETERS PERFORMED: <u>DO, pH, TSS, NH3-N, FCB, CBOD5</u>	
8. BIOMONITORING PROCEDURES ADEQUATE:	<input type="checkbox"/> Y <input type="checkbox"/> N <input checked="" type="checkbox"/> NA <input type="checkbox"/> NE
a. PROPER ORGANISMS USED:	<input type="checkbox"/> Y <input type="checkbox"/> N <input checked="" type="checkbox"/> NA <input type="checkbox"/> NE
b. PROPER DILUTION SERIES FOLLOWED:	<input type="checkbox"/> Y <input type="checkbox"/> N <input checked="" type="checkbox"/> NA <input type="checkbox"/> NE
c. PROPER TEST METHODS AND DURATION:	<input type="checkbox"/> Y <input type="checkbox"/> N <input checked="" type="checkbox"/> NA <input type="checkbox"/> NE
d. RETESTS AND/OR TRE PERFORMED AS REQUIRED:	<input type="checkbox"/> Y <input type="checkbox"/> N <input checked="" type="checkbox"/> NA <input type="checkbox"/> NE

<b>SECTION G: EFFLUENT/RECEIVING WATERS OBSERVATIONS</b>							
BASED ON VISUAL OBSERVATIONS ONLY						<input checked="" type="checkbox"/> S <input type="checkbox"/> M <input type="checkbox"/> U <input type="checkbox"/> NA <input type="checkbox"/> NE	
DETAILS:							
OUTFALL #:	OIL SHEEN	GREASE	TURBIDITY	VISIBLE FOAM	FLOATING SOLIDS	COLOR	OTHER
001	None	None	None	None	None	Clear	None
<b>SECTION H: SLUDGE DISPOSAL</b>							
SLUDGE DISPOSAL MEETS PERMIT REQUIREMENTS						<input checked="" type="checkbox"/> S <input type="checkbox"/> M <input type="checkbox"/> U <input type="checkbox"/> NA <input type="checkbox"/> NE	
DETAILS:							
1. SLUDGE MANAGEMENT ADEQUATE TO MAINTAIN EFFLUENT QUALITY:						<input checked="" type="checkbox"/> S <input type="checkbox"/> M <input type="checkbox"/> U <input type="checkbox"/> NA <input type="checkbox"/> NE	
2. SLUDGE RECORDS MAINTAINED AS REQUIRED BY 40 CFR 503:						<input type="checkbox"/> S <input type="checkbox"/> M <input type="checkbox"/> U <input checked="" type="checkbox"/> NA <input type="checkbox"/> NE	
3. FOR LAND APPLIED SLUDGE, TYPE OF LAND APPLIED TO: (E.G., FOREST, AGRICULTURAL, PUBLIC CONTACT SITE):							
<b>SECTION I: SAMPLING INSPECTION PROCEDURES</b>							
SAMPLE RESULTS WITHIN PERMIT REQUIREMENTS						<input type="checkbox"/> S <input type="checkbox"/> M <input type="checkbox"/> U <input checked="" type="checkbox"/> NA <input type="checkbox"/> NE	
DETAILS:							
1. SAMPLES OBTAINED THIS INSPECTION:						<input type="checkbox"/> Y <input type="checkbox"/> N <input checked="" type="checkbox"/> NA <input type="checkbox"/> NE	
2. TYPE OF SAMPLE: <input type="checkbox"/> GRAB:___ <input type="checkbox"/> COMPOSITE:___ METHOD:___ FREQUENCY:___							
3. SAMPLES PRESERVED:						<input type="checkbox"/> Y <input type="checkbox"/> N <input checked="" type="checkbox"/> NA <input type="checkbox"/> NE	
4. FLOW PROPORTIONED SAMPLES OBTAINED:						<input type="checkbox"/> Y <input type="checkbox"/> N <input checked="" type="checkbox"/> NA <input type="checkbox"/> NE	
5. SAMPLE OBTAINED FROM FACILITY'S SAMPLING DEVICE:						<input type="checkbox"/> Y <input type="checkbox"/> N <input checked="" type="checkbox"/> NA <input type="checkbox"/> NE	
6. SAMPLE REPRESENTATIVE OF VOLUME AND NATURE OF DISCHARGE:						<input type="checkbox"/> Y <input type="checkbox"/> N <input checked="" type="checkbox"/> NA <input type="checkbox"/> NE	
7. SAMPLE SPLIT WITH PERMITTEE:						<input type="checkbox"/> Y <input type="checkbox"/> N <input checked="" type="checkbox"/> NA <input type="checkbox"/> NE	
8. CHAIN-OF-CUSTODY PROCEDURES EMPLOYED:						<input type="checkbox"/> Y <input type="checkbox"/> N <input checked="" type="checkbox"/> NA <input type="checkbox"/> NE	
9. SAMPLES COLLECTED IN ACCORDANCE WITH PERMIT:						<input type="checkbox"/> Y <input type="checkbox"/> N <input checked="" type="checkbox"/> NA <input type="checkbox"/> NE	
<b>SECTION J: STORM WATER POLLUTION PREVENTION PLAN</b>							
STORM WATER MANAGEMENT MEETS PERMIT REQUIREMENTS						<input type="checkbox"/> S <input type="checkbox"/> M <input type="checkbox"/> U <input checked="" type="checkbox"/> NA <input type="checkbox"/> NE	
DETAILS:							
1. SWPPP UPDATED AS NEEDED:___ DATE OF LAST UPDATE:___						<input type="checkbox"/> Y <input type="checkbox"/> N <input checked="" type="checkbox"/> NA <input type="checkbox"/> NE	
2. SITE MAP INCLUDING ALL DISCHARGES AND SURFACE WATERS:						<input type="checkbox"/> Y <input type="checkbox"/> N <input checked="" type="checkbox"/> NA <input type="checkbox"/> NE	
3. POLLUTION PREVENTION TEAM IDENTIFIED:						<input type="checkbox"/> Y <input type="checkbox"/> N <input checked="" type="checkbox"/> NA <input type="checkbox"/> NE	
4. POLLUTION PREVENTION TEAM PROPERLY TRAINED:						<input type="checkbox"/> Y <input type="checkbox"/> N <input checked="" type="checkbox"/> NA <input type="checkbox"/> NE	
5. LIST OF POTENTIAL POLLUTANT SOURCES:						<input type="checkbox"/> Y <input type="checkbox"/> N <input checked="" type="checkbox"/> NA <input type="checkbox"/> NE	
6. LIST OF POTENTIAL SOURCES AND PAST SPILLS AND LEAKS:						<input type="checkbox"/> Y <input type="checkbox"/> N <input checked="" type="checkbox"/> NA <input type="checkbox"/> NE	
7. ALL NON-STORM WATER DISCHARGES ARE AUTHORIZED:						<input type="checkbox"/> Y <input type="checkbox"/> N <input checked="" type="checkbox"/> NA <input type="checkbox"/> NE	
8. LIST OF STRUCTURAL BMPS:						<input type="checkbox"/> Y <input type="checkbox"/> N <input checked="" type="checkbox"/> NA <input type="checkbox"/> NE	
9. LIST OF NON-STRUCTURAL BMPS:						<input type="checkbox"/> Y <input type="checkbox"/> N <input checked="" type="checkbox"/> NA <input type="checkbox"/> NE	
10. BMPS PROPERLY OPERATED AND MAINTAINED:						<input type="checkbox"/> Y <input type="checkbox"/> N <input checked="" type="checkbox"/> NA <input type="checkbox"/> NE	
11. INSPECTIONS CONDUCTED AS REQUIRED:						<input type="checkbox"/> Y <input type="checkbox"/> N <input checked="" type="checkbox"/> NA <input type="checkbox"/> NE	

**DMR Calculation Check**

Reporting Period: From 03 01 2015 To 2015 03 31  
 Year Month Day Year Month Day

Parameter Checked: TSS

	<b>Loading Mass Mo. Avg. - lbs/day</b>	<b>Concentration Monthly Mo. Avg. - mg/l</b>	<b>7-day Avg. - mg/l</b>
Reported Value:	<u>27.2</u>	<u>8.0</u>	<u>10.0</u>
Calculated Value:	<u>27.2</u>	<u>8.0</u>	<u>10.0</u>
Permit Value:	<u>62.6</u>	<u>15</u>	<u>22.5</u>

If calculated value does not equal reported value, explain: EQUAL