

ADEQ

A R K A N S A S
Department of Environmental Quality

August 8, 2008

Sam Leslie, Environmental Engineer
Potlatch Corporation - Cypress Bend Mill
PO Box 727
McGehee, AR 71654-0727

Dear Mr. Leslie:

The enclosed Permit No. 0271-AOP-R9 is issued pursuant to the Arkansas Operating Permit Program, Regulation # 26.

After considering the facts and requirements of A.C.A. §8-4-101 et seq., and implementing regulations, I have determined that Permit No. 0271-AOP-R9 for the construction, operation and maintenance of an air pollution control system for Potlatch Corporation - Cypress Bend Mill to be issued and effective on the date specified in the permit, unless a Commission review has been properly requested under §2.1.14 of Regulation No. 8, Arkansas Department of Pollution Control & Ecology Commission's Administrative Procedures, within thirty (30) days after service of this decision.

All persons submitting written comments during this thirty (30) day period, and all other persons entitled to do so, may request an adjudicatory hearing and Commission review on whether the decision of the Director should be reversed or modified. Such a request shall be in the form and manner required by §2.1.14 of Regulation No. 8.

Sincerely,



Mike Bates
Chief, Air Division

RESPONSE TO COMMENTS

Potlatch Forest Products Corporation – Cypress Bend Mill DRAFT PERMIT #0271-AOP-R9 AFIN: 21-00036

On June 25, 2008, the Director of the Arkansas Department of Environmental Quality gave notice of a draft permitting decision for the above referenced facility. During the comment period the facility, submitted comments, data, views or arguments on the draft permitting decision. The Department's response to these issues follows.

Issue #1:

Plantwide Condition 8 reads, "The permittee shall process no more than 346,750 tons of finished product measured as off machine tons (OMT) during any consecutive twelve month period."

Plantwide Condition 8 should be changed to read, "The permittee shall process no more than 346,750 tons of finished product from virgin pulp produced at the facility during any consecutive twelve month period measured as total off machine tons (OMT) through the Board Machine minus the amount of purchased pulp and recycled paper processed."

Response #1:

The permit has been updated to reflect the changes requested.

Issue #2:

Plantwide condition 10 should be changed to include records of the amount of purchased pulp and recycled paper processed during the month.

Response #2:

The permit has been updated to reflect the changes requested.

ADEQ OPERATING AIR PERMIT

Pursuant to the Regulations of the Arkansas Operating Air Permit Program, Regulation 26:

Permit No. : 0271-AOP-R9

Renewal #1

IS ISSUED TO:

Potlatch Forest Products Corporation - Cypress Bend Mill

Highway 4 North, near Rowher

McGehee, AR 71654

Desha County


AFIN: 21-00036

THIS PERMIT AUTHORIZES THE ABOVE REFERENCED PERMITTEE TO INSTALL, OPERATE, AND MAINTAIN THE EQUIPMENT AND EMISSION UNITS DESCRIBED IN THE PERMIT APPLICATION AND ON THE FOLLOWING PAGES. THIS PERMIT IS VALID BETWEEN:

4/14/2005 AND 4/13/2010

THE PERMITTEE IS SUBJECT TO ALL LIMITS AND CONDITIONS CONTAINED HEREIN.

Signed:



Mike Bates
Chief, Air Division

August 8, 2008

Date Modified

Table of Contents

SECTION I: FACILITY INFORMATION	5
SECTION II: INTRODUCTION	6
Summary of Permit Activity	6
Process Description	6
Regulations	7
Emission Summary	9
SECTION III: PERMIT HISTORY	16
SECTION IV: SPECIFIC CONDITIONS	23
Power Utilities	23
SN-04 Power Boiler	23
SN-13 Package Boiler	27
Pulp Mill Operations	30
SN-14F Pulping Material Storage Piles	30
SN-15 Batch Digesters	32
SN-10 Brown Stock Washers	35
Bleach Plant Operations	38
SN-06 Bleach Plant Scrubber	38
SN-07 Chlorine Dioxide Generator	41
Recovery Process	43
SN-02 Recovery Furnace	43
SN-03 Smelt Dissolving Tank	49
SN-01 Lime Kiln	52
NESHAP Subpart MM Requirements	57
SN-12 Lime Bin Loading	59
Paper Operations	61
SN-11 Board Machine Vents	61
SN-34 Off Machine Coater	64
SN-35 Gas Dryer	65
Wastewater Treatment Operations	66
SN-08 Waste Water Treatment System	68
Tanks, Landfill, and Miscellaneous Operations	73
SN-21 and SN-22 Weak Black Liquor Tanks	73
SN-24 Methanol Tank	74
SN-25 Green Liquor Storage Tank	76
SN-26 White Liquor Storage Tank	77
SN-05 NCG Thermal Oxidizer	78
SN-16F and SN-27F Pulp Storage Chests and Hardwood High Density Tower	82
SN-17F Landfill Operations	83
SN-28 Multi-use Tank	84
SN-29 NCG Collection System	85
SN-30a through SN-30f Temporary Package Boilers	86
SN-31 and SN-32 Auxiliary Liquor Tanks and Intermediate Liquor Tank	88
SN-33 Pet Coke Storage Silo	90

Potlatch Forest Products Corporation - Cypress Bend Mill
Permit: 0271-AOP-R9
AFIN: 21-00036

SECTION V: COMPLIANCE PLAN AND SCHEDULE	92
SECTION VI: PLANTWIDE CONDITIONS	93
Standards of Performance for Enclosures and Closed Vent Systems	95
Closed Vent Monitoring Requirements	96
Closed Vent Recordkeeping Requirements	98
Closed Vent Test Methods and Procedures	99
Clean Condensate Alternative	99
Title VI Provisions	102
SECTION VII: INSIGNIFICANT ACTIVITIES	106
SECTION VIII: GENERAL PROVISIONS	108

Potlatch Forest Products Corporation - Cypress Bend Mill
Permit: 0271-AOP-R9
AFIN: 21-00036

List of Acronyms and Abbreviations

A.C.A.	Arkansas Code Annotated
AFIN	ADEQ Facility Identification Number
CFR	Code of Federal Regulations
CO	Carbon Monoxide
HAP	Hazardous Air Pollutant
lb/hr	Pound Per Hour
MVAC	Motor Vehicle Air Conditioner
No.	Number
NO _x	Nitrogen Oxide
PM	Particulate Matter
PM10	Particulate Matter Smaller Than Ten Microns
SNAP	Significant New Alternatives Program (SNAP)
SO ₂	Sulfur Dioxide
SSM	Startup, Shutdown, and Malfunction Plan
Tpy	Tons Per Year
UTM	Universal Transverse Mercator
VOC	Volatile Organic Compound

Potlatch Forest Products Corporation - Cypress Bend Mill
Permit: 0271-AOP-R9
AFIN: 21-00036

SECTION I: FACILITY INFORMATION

PERMITTEE: Potlatch Forest Products Corporation - Cypress Bend Mill

AFIN: 21-00036

PERMIT NUMBER: 0271-AOP-R9

FACILITY ADDRESS: Highway 4 North, near Rowher
McGehee, AR 71654

MAILING ADDRESS PO Box 727
McGehee, Arkansas 71654

COUNTY: Desha

CONTACT PERSON: Mr. Sam Leslie

TELEPHONE NUMBER: 870-877-3368

REVIEWING ENGINEER: Joseph Hurt

UTM North/ South (Y): 3730.930

UTM East/ West (X): 663.290

Zone: 15

SECTION II: INTRODUCTION

Summary of Permit Activity

Potlatch Forest Products Corporation owns and operates the Cypress Bend Mill near McGehee, Arkansas. The facility includes a Kraft pulp mill with associated paper manufacturing operations and produces a variety of paper products. This facility is classified as a major stationary source pursuant to 40 CFR 52.21 (Prevention of Significant Deterioration (PSD) regulations) since it has emissions of more than 100 tons per year (tpy) and appears on the list of 28 major source categories.

This minor modification is being issued to allow the permittee to install additional infrared (IR) dryers on its Board Machine. The proposed changes result in permitted emission increases of 1.7 tpy of VOC and 0.46 tpy of total HAP.

Process Description

The Kraft pulping process involves the extraction of cellulose from wood chips by dissolving the lignin that binds the cellulose fibers together. This is done by cooking (digesting) the wood at elevated temperature and pressure in the presence of "white liquor." White liquor is a mixture of sodium sulfite and sodium hydroxide. Potlatch Forest Products Corporation currently maintains five batch digesters.

The mixture of pulp and chemicals (cooked chips) is forced out of the digesters into a blow tank. The blow tank reduces the pressurized mixture to atmospheric pressure. The pulp is screened to remove knots and other undissolved materials and sent to the brown stock washer. In the brown stock washer the pulp is washed and separated from the digester chemicals. Washed pulp is bleached and formed into white paper board. A scrubber is used to control chlorine and chlorine dioxide emissions from the bleach plant.

The spent liquid contains spent digester chemicals and dissolved lignin and is referred to as weak black liquor. Weak black liquor contains chemicals and a high percentage of organic material. The heat value of the black liquor can be recovered by burning the black liquor in a boiler. Weak black liquor is approximately 15% solids, which will not sustain combustion. Thus, the water is first evaporated to yield a black liquor with a solids content of approximately 69%. The black liquor is burned in a recovery boiler and the chemicals are collected as a molten liquid of inorganic salts (smelt) at the bottom of the boiler. NO_x, SO₂, and CO emissions are controlled through the use of good combustion techniques. PM/PM₁₀ emissions are controlled through the use of a dual-chamber electrostatic precipitator (ESP).

Smelt contains both sodium sulfide and sodium carbonate. The smelt is transferred to a smelt dissolving tank and dissolved in water to produce "green liquor." Particulate emissions from the smelt dissolving tank are controlled through the use of a scrubber. Total reduced sulfur (TRS) emissions are controlled through the use of an absorber. The green liquor is principally a

Potlatch Forest Products Corporation - Cypress Bend Mill

Permit: 0271-AOP-R9

AFIN: 21-00036

mixture of sodium sulfide and sodium carbonate. Green liquor is sent to a causticizer where slaked lime (quicklime or CaO) is added to convert the sodium carbonate to sodium hydroxide and thus complete the recovery of the white liquor. The calcium carbonate sludge is heated in a kiln to regenerate the lime (CaO) used in the causticizing tank. Particulate emissions from the lime kiln are also controlled through the use of a scrubber.

Vapors from the digesters and the blow tank are condensed. The non-condensable gases (NCGs), primarily reduced sulfur compounds, are collected and sent to the NCG Thermal Oxidizer for incineration. A packed tower scrubber is used to remove the SO₂ from the oxidizer tail gas. When the thermal oxidizer is not in operation the NCGs are sent to the lime kiln for incineration. The lime kiln is equipped with a venturi scrubber which controls particulate emissions.

The recovery boiler is not capable of generating all the steam required to operate the plant. Additional steam is provided by a 479 MMBtu per hour natural gas fired power boiler and an 86 MMBtu per hour natural gas fired package boiler.

Regulations

The following table contains the regulations applicable to this permit.

Regulations
<i>Arkansas Air Pollution Control Code, Regulation 18, effective February 15, 1999</i>
<i>Regulations of the Arkansas Plan of Implementation for Air Pollution Control, Regulation 19, effective October 15, 2007</i>
<i>Regulations of the Arkansas Operating Air Permit Program, Regulation 26, effective September 26, 2002</i>
40 CFR 52.21, <i>Prevention of Significant Deterioration (PSD)</i>
40 CFR 64, <i>Compliance Assurance Monitoring (CAM)</i>
40 CFR 60, Subpart BB - <i>Standards of Performance for Kraft Pulp Mills</i> (see attached copy in Appendix A)
40 CFR 60, Subpart D, <i>Standards of Performance for Fossil Fuel Fired Steam Generators for Which Construction Commenced after August 17, 1971</i> (see attached copy in Appendix B)
40 CFR 60, Subpart Db, <i>Standards of Performance for Industrial Commercial Institutional Steam Generating Units</i> (see attached copy in Appendix C)
40 CFR 60, Subpart Dc, <i>Standards of Performance for Small Industrial Commercial Institutional Steam Generating Units</i> (see attached copy in Appendix D)
40 CFR 60, Subpart Kb, <i>Standards of Performance for Volatile Organic Liquid Storage Vessels (Including Petroleum Liquid Storage Vessels) for Which Construction, Reconstruction, or Modification Commenced after July 23, 1984</i> (see attached copy in Appendix E)

Potlatch Forest Products Corporation - Cypress Bend Mill

Permit: 0271-AOP-R9

AFIN: 21-00036

Regulations
40 CFR 63, Subpart S, <i>National Emission Standards for Hazardous Air Pollutants from the Pulp and Paper Industry (Cluster Rule)</i> (see attached copy in Appendix F).
40 CFR 63, Subpart MM, <i>National Emission Standards for Hazardous Air Pollutants from Chemical Recovery Combustion from Sources at Kraft, Soda, Sulfite, and Stand-alone Semichemical Pulp Mills</i> (Appendix H)
40 CFR 63, Subpart JJJJ, <i>National Emission Standards for Hazardous Air Pollutant: Paper and Other Web Coating</i>

The following table is a summary of emissions from the facility. This table, in itself, is not an enforceable condition of the permit.

Potlatch Forest Products Corporation - Cypress Bend Mill
Permit: 0271-AOP-R9
AFIN: 21-00036

Emission Summary

EMISSION SUMMARY				
Source Number	Description	Pollutant	Emission limits	
			lb/hr	tpy
		PM	129.1	523.5
		PM ₁₀	129.0	523.4
		SO ₂	534.5	307.0
		VOC	603.0	2252.4
		CO	486.2	1683.7
		NO _x	436.7	1293.7
		Lead	0.04	0.14
		TRS	30.3	129.8
		<u>Non-Criteria Air Contaminants</u>		
		H ₂ SO ₄	1.9	8.3
		Acetone	3.50	15.29
		Chlorine Dioxide	4.12	18.1
		Ammonia	6.95	13.72
		MEK*	0.71	2.52
		<u>HAPS</u>		
	Total Allowable Emissions	1, 2, 4 - Trichlorobenzene*	0.33	1.08
		Acetaldehyde*	4.87	14.75
		Acrolein*	0.16	0.45
		Arsenic	0.02	0.02
		Cadmium	0.03	0.03
		Carbon Disulfide*	0.03	0.14
		Carbon Tetrachloride*	0.14	0.57
		Chlorine	2.90	12.7
		Chloroform*	9.80	42.91
		Chromium VI	0.01	0.01
		Formaldehyde*	1.75	6.08
		HCl	4.50	18.1
		Methanol*	303.83	979.49
		Styrene*	0.20	0.80
		Tetrachloroethylene*	0.29	0.84
		M-cresol*	0.09	0.36
		O-cresol*	0.04	0.18
		Mercury	0.02	0.02

Potlatch Forest Products Corporation - Cypress Bend Mill
Permit: 0271-AOP-R9
AFIN: 21-00036

EMISSION SUMMARY				
Source Number	Description	Pollutant	Emission limits	
			lb/hr	tpy
1	Lime Kiln	PM	7.6	32.9
		PM ₁₀	7.6	32.9
		SO ₂	10.1	44.1
		VOC	8.3	36.4
		CO	7.8	34.2
		NO _x	22.6	99.0
		Lead	0.03	0.12
		TRS	1.7	7.4
		Acetone	0.01	0.03
		Acetaldehyde*	0.06	0.24
		Cadmium	0.01	0.01
		Carbon Disulfide*	0.03	0.14
		Chloroform*	0.03	0.11
		Methanol*	0.29	1.23
		MEK*	0.01	0.04
		M-cresol*	0.09	0.36
O-cresol*	0.04	0.18		
Mercury	0.01	0.01		
2	Recovery Furnace	PM	55.3	223.4
		PM ₁₀	55.3	223.4
		SO ₂	125.6	164.8
		VOC	9.5	38.1
		CO	269.4	1081.8
		NO _x	162.3	651.6
		TRS	5.5	21.9
		H ₂ SO ₄	1.9	8.3
		Acetaldehyde*	0.04	0.15
		Formaldehyde*	0.59	2.35
		Hydrogen Chloride	4.50	18.10
		Methanol*	3.80	15.10
		Styrene*	0.04	0.17
		Chromium VI	0.01	0.01

Potlatch Forest Products Corporation - Cypress Bend Mill

Permit: 0271-AOP-R9

AFIN: 21-00036

EMISSION SUMMARY				
Source Number	Description	Pollutant	Emission limits	
			lb/hr	tpy
3	Smelt Dissolving Tank	PM	7.7	30.9
		PM ₁₀	7.7	30.9
		SO ₂	6.0	26.3
		VOC	5.1	22.4
		NO _x	6.6	26.5
		TRS	1.1	4.3
		Lead	0.01	0.02
		Methanol*	0.75	3.10
		Arsenic	0.01	0.01
		Cadmium	0.01	0.01
		4	Power Boiler	PM
PM ₁₀	47.9			209.8
SO ₂	383.2			32.2
VOC	3.2			14.1
CO	47.4			207.7
NO _x	143.7			419.6
Formaldehyde*	0.12			0.50
5	NCG Thermal Oxidizer	PM	3.2	14.0
		PM ₁₀	3.2	14.0
		SO ₂	9.0	39.0
		VOC	9.0	39.0
		CO	22.6	99.0
		NO _x	8.7	38.0
		TRS	0.4	1.7
		Acetone	0.01	0.03
		Methanol*	0.23	0.98
		Acetaldehyde*	0.01	0.03
		Formaldehyde*	0.26	1.14
		MEK*	0.01	0.02
		1, 2, 4 - Trichlorobenzene*	0.04	0.17

Potlatch Forest Products Corporation - Cypress Bend Mill
Permit: 0271-AOP-R9
AFIN: 21-00036

EMISSION SUMMARY				
Source Number	Description	Pollutant	Emission limits	
			lb/hr	tpy
6	Bleach Plant Scrubber	VOC	8.5	36.9
		CO	39.5	172.8
		Chlorine Dioxide	1.8	7.9
		Chlorine	2.60	11.40
		Chloroform*	5.50	24.10
		Methanol*	2.90	12.50
		MEK*	0.04	0.15
		Styrene*	0.04	0.15
		1, 2, 4 - Trichlorobenzene*	0.11	0.47
7	ClO ₂ Generator	VOC	0.1	0.2
		Chlorine	0.30	1.30
		Chlorine Dioxide	2.32	10.2
		Acetone	0.01	0.01
		Acetaldehyde*	0.01	0.01
		Chloroform*	0.01	0.03
		Styrene*	0.01	0.01
		Formaldehyde*	0.01	0.02
		Methanol*	0.01	0.05
8	Aeration Stabilization Basin and Process Sewers	VOC	184.6	808.2
		Chloroform*	4.20	18.40
		Methanol*	180.31	789.78
10	Brown Stock Washer Vent	VOC	151.7	664.4
		TRS	17.2	75.2
		Acetone	3.3	14.5
		Acetaldehyde*	0.79	3.50
		Acrolein*	0.02	0.06
		Carbon Tetrachloride*	0.08	0.33
		Chloroform*	0.06	0.27
		Methanol*	25.90	113.50
		MEK*	0.33	1.50
		Styrene*	0.09	0.39
		1, 2, 4 - Trichlorobenzene*	0.01	0.01
		Tetrachloroethylene*	0.03	0.13

Potlatch Forest Products Corporation - Cypress Bend Mill

Permit: 0271-AOP-R9

AFIN: 21-00036

EMISSION SUMMARY				
Source Number	Description	Pollutant	Emission limits	
			lb/hr	tpy
11	Board Machine Vents	VOC	12.8	42.0
		Ammonia	3.4	10.5
		Acetaldehyde*	3.20	10.25
		Acrolein*	0.12	0.39
		Formaldehyde*	0.63	2.03
		Methanol*	2.80	8.75
		MEK*	0.20	0.65
		1, 2, 4 - Trichlorobenzene*	0.14	0.43
		Tetrachloroethylene*	0.22	0.71
12	Lime Bin Loading	PM	0.6	2.5
		PM ₁₀	0.6	2.5
13	Package Boiler	PM	1.5	6.3
		PM ₁₀	1.5	6.3
		SO ₂	0.1	0.3
		VOC	0.6	2.5
		CO	11.0	48.2
		NO _x	4.3	18.8
14F	Pulping Material Storage Piles	VOC	42.1	184.3
		PM	0.1	0.3
		PM ₁₀	0.1	0.2
15	Batch Digesters (Filling)	VOC	65.9	288.6
		TRS	4.4	19.3
		Acetone	0.17	0.72
		Acetaldehyde*	0.13	0.54
		Carbon Tetrachloride*	0.06	0.24
		Methanol*	2.60	11.20
		MEK*	0.04	0.14
		Styrene*	0.02	0.08
16F	Pulp Storage Chests	VOC	5.2	22.6
17F	Landfill Operations	VOC	5.5	23.9
		PM	0.3	0.1
		PM ₁₀	0.2	0.1
21	Weak Black Liquor Tank	VOC	8.9	4.8
		Methanol*	8.90	4.80
22	Weak Black Liquor Tank	VOC	8.9	4.8
		Methanol*	8.90	4.80

Potlatch Forest Products Corporation - Cypress Bend Mill

Permit: 0271-AOP-R9

AFIN: 21-00036

EMISSION SUMMARY				
Source Number	Description	Pollutant	Emission limits	
			lb/hr	tpy
24	Methanol Tank	VOC Methanol*	44.6 44.60	0.5 0.50
25	Green Liquor Storage Tank	VOC Methanol*	0.1 0.10	0.3 0.30
26	White Liquor Storage Tank	VOC Methanol*	0.2 0.20	0.6 0.60
27F	Hardwood High Density Tower	VOC	1.1	4.5
28	Multi-Use Tank	VOC Methanol*	17.8 17.80	9.6 9.60
29	NCG Collection System	Routed through SN-01 or SN-05		
30a-f	Temporary Package Boilers (6)	PM	4.5	2.0
		PM ₁₀	4.5	2.0
		SO ₂	0.4	0.2
		VOC	3.3	1.5
		CO	88.2	39.0
		NO _x	88.2	39.0
31	Auxiliary Liquor Tank	VOC Methanol	0.8 0.8	1.6 1.6
32	Intermediate Liquor Tank	VOC Methanol	2.4 2.4	1.0 1.0
33	Pet Coke Storage Silo	PM PM ₁₀	0.3 0.3	1.2 1.2
34	Off Machine Coater	VOC	2.7	1.2
		Acetaldehyde*	0.63	0.29
		Acrolein*	0.02	0.01
		Formaldehyde*	0.13	0.06
		Methanol*	0.54	0.25
		Tetrachloroethylene*	0.04	0.02
		1,2,4-Trichlorobenzene*	0.03	0.01
		Ammonia	3.55	1.61
MEK*	0.04	0.02		

Potlatch Forest Products Corporation - Cypress Bend Mill
Permit: 0271-AOP-R9
AFIN: 21-00036

EMISSION SUMMARY				
Source Number	Description	Pollutant	Emission limits	
			lb/hr	tpy
35	Gas Dryer	PM	0.1	0.1
		PM ₁₀	0.1	0.1
		SO ₂	0.1	0.1
		VOC	0.1	0.1
		CO	0.3	1.0
		NO _x	0.3	1.2
		Arsenic	0.01	0.01
		Cadmium	0.01	0.01
		Formaldehyde*	0.01	0.01
		Mercury	0.01	0.01
		MEK*	0.04	0.02
		Ammonia	3.55	1.61

*Emissions included in VOC totals. Other unmarked HAPs/ Air Contaminants are not VOCs.

Potlatch Forest Products Corporation - Cypress Bend Mill

Permit: 0271-AOP-R9

AFIN: 21-00036

SECTION III: PERMIT HISTORY

Permit 271-A was the initial air permit issued to Potlatch Corporation for the construction and operation of a bleached Kraft pulp and paper mill near McGehee, Arkansas. The permit was issued on December 16, 1974. The initial permit was issued based on the design criteria for the mill. This permit contained emission sources for the Recovery Boiler, Lime Kiln, Smelt Tank, Power Boiler, and the Sludge Incinerator. The permit also contained requirements for the facility to submit additional information that would provide a more complete description of the mill including a demonstration that the facility would be using the best available control technology for air pollution control. This submittal would prompt an opportunity for public comment on the proposed mill. Potlatch submitted the required information and opportunity for public comment was given by public notice on July 18, 1976. The information reflected design modifications that resulted in a net decrease in atmospheric emissions from the mill. A modified version of the original permit was issued on October 24, 1976.

Permit 271-AR-1 was issued on May 29, 1981 as a result of a proposal to construct and operate a 695 MMBtu/hr heat input coal fired boiler at the Cypress Bend Mill. This boiler would have produced 500,000 lb/hr of high pressure steam at maximum production to be used for electricity production and in-process only. The installation and operation of the boiler was to be regulated by both the New Source Performance Standards (NSPS) and the Prevention of Significant Deterioration (PSD) regulations. In February 1982, permit PSD-AR-380 was assigned to Potlatch by the EPA. However the proposed project was never installed.

Permit 271-AR-2 was issued on February 16, 1990. This permit was issued in order to incorporate several changes that had taken place at the mill since the previous permit was issued. The lime kiln started burning natural gas as the primary fuel as of November 4, 1986. The facility had increased production from 386 tons/day of paperboard in 1978 to 628 tons/day of paperboard in 1988. The power boiler was modified on January 17, 1986 to use number 6 fuel oil and natural gas.

Permit 271-AR-3 was issued on July 26, 1990. This permit was issued in order to reflect the addition of a venturi scrubber on the outlet of the smelt dissolving tank which was completed on May 30, 1990. This permit also included the proposed value for TRS emissions from the smelt dissolving tank.

Permit 271-AR-4 was issued on June 24, 1991. This permit modification dealt with the replacement of the firing section of the recovery boiler. Potlatch proposed to replace the firing section of its existing recovery boiler due to deterioration of the equipment. The replacement resulted in an increased firing capacity of black liquor solids. This modification also caused the recovery boiler to be subject to the New Source Performance Standards (NSPS) Subpart BB - Standards of Performance for Kraft Pulp Mills which established emission factors for particulate matter and total reduced sulfur (TRS) compounds. Potlatch avoided PSD review at that time by accepting federally enforceable conditions limiting the amount of black liquor solids combusted in the recovery boiler.

Potlatch Forest Products Corporation - Cypress Bend Mill

Permit: 0271-AOP-R9

AFIN: 21-00036

Permit 271-AR-5 was issued on September 30, 1991. Permit 271-AR-5 was a “consolidated” permit which included all major air sources at the facility in the permit and expanded the applicable pollutants regulated in the permit. This permit allowed Potlatch Corporation to install a fifth digester. Additionally, this permit restricted throughput of black liquor solids through the recovery boiler to 2.2 million pounds per day.

Permit 271-AR-6 was issued on July 8, 1992. Permit 271-AR-6 allowed Potlatch Corporation to modify the recovery boiler to increase black liquor solids throughput capacity and thus increase total production. This modification resulted in a “significant net emissions increase” of particulate matter (PM/PM₁₀) 32.5 tons per year (tpy), sulfur dioxide (SO₂) 128.5 tpy, and nitrogen oxides (NO_x) 151.8 tpy. This modification caused the facility to be subject to the Prevention of Significant Deterioration (PSD) Supplement to the Arkansas Plan of Implementation for Air Pollution Control. The 2.2 million pounds black liquor solids restriction was removed allowing operation of the recovery boiler at a maximum design throughput of 2.5 million pounds of black liquor solids per day. Additionally, this permit required Potlatch Corporation to install continuous emission monitors (CEM) or perform annual compliance testing for various pollutants for several sources. The following table summarizes the Best Available Control Technology (BACT) emission limits required by the PSD permit.

Recovery Boiler BACT Emission limits		
Pollutant	BACT Limit	Control Mechanism
PM/PM ₁₀	0.038 gr/dscf (47.6 lb/hr)	Electro-Static Precipitator
SO ₂	86 ppm (125.6 lb/hr)	Proper operation of the boiler and a Continuous Emissions Monitoring System (CEM).
NO _x	93 ppm (97.3 lb/hr)	Proper operation of the boiler and a Continuous Emissions Monitoring System (CEM).

In addition, the Department required Potlatch to modify or replace the ESP controlling PM/PM₁₀ emissions when it became evident that compliance could not be met. The Department also required that the new or modified control equipment meet a PM/PM₁₀ emission limit consistent with BACT at the time the control equipment is modified. The Department added a stipulation that the new BACT emission limit could not be greater than 0.021 gr/dscf.

NO_x emission limit data collected using a CEM indicated that Potlatch Corporation could not run the boiler at maximum capacity and meet the current permit limit of 93 parts per million (ppm) NO_x averaged over 12 hours. Potlatch Corporation conducted a Design of Experiment (DOE) to determine the optimal recovery boiler operating parameters and to determine if operation at the optimal parameters would allow compliance with existing permit limits. The DOE results indicated that, at the optimal operating parameters of the boiler, a NO_x emission limit of 110 ppm, corrected to 8% O₂ and averaged over 12 hours, would be required in order to operate the boiler at maximum design capacity.

Potlatch Forest Products Corporation - Cypress Bend Mill

Permit: 0271-AOP-R9

AFIN: 21-00036

Permit 271-AR-7 was issued on December 12, 1994, to allow an increase in the NO_x emission limit for the recovery boiler to 110 ppm, corrected to 8% O₂ and averaged over 12 hours. This also allowed Potlatch Corporation to operate the recovery boiler at the maximum design capacity of 2.5 million pounds of black liquor solids per day. Additionally, the permit allowed the installation of an 86 million (mm) BTU per hour package boiler, which provides additional steam to the plant during the winter months. Potlatch could not meet the steam demand during the winter months due to the drop in river water temperature and the lower ambient air temperature which caused more steam to be used to heat process water. This modification resulted in a "significant net emissions increase" of nitrogen oxides (NO_x) 96.3 tpy. This modification caused the facility to be subject to the Prevention of Significant Deterioration (PSD) Supplement to the Arkansas Plan of Implementation for Air Pollution Control. The following table summarizes the Best Available Control Technology (BACT) emission limits required by the PSD permit.

NO _x BACT Emission limits		
Source	BACT Limit	Control Mechanism
Recovery Boiler (SN-02)	110 ppm corrected to 8% O ₂ , Averaged over a 12 hr period.	Controlled combustion practices and a Continuous Emissions Monitoring System (CEM).
Package Boiler (SN-13)	0.05 lb/MMBtu	Low NO _x Burners.

Permit 271-AR-8 was issued on August 5, 1996, to allow an increase in the operating hours for the Non-Condensable Gas Incinerator and a decrease in the allowable SO₂ emissions from the incinerator. The SO₂ emissions were reduced from 47.1 lbs/hr to 5.0 lbs/hr.

Permit 1136-A was a temporary permit issued to Potlatch Corporation on April 15, 1991. Potlatch was currently operating under permit 271-AR-3. The facility wanted to be granted a permit for the replacement of its digester tanks, which were partially affected by NSPS regulations. Considering the urgency of the project, the Department agreed to issue a temporary permit dealing exclusively with the digester replacement conditionally based upon a full "consolidated" application being submitted by June of 1991. The digester replacement consisted of building a new digester and replacing three of the four old digesters one at a time so that production was not hampered. The project was subject to NSPS Subpart BB which required that the non-condensable gases routed from the digesters that are incinerated in a non-NSPS lime kiln be subjected to 1200 °F for 0.5 seconds.

Permit 1136-AR-1 was issued as a modification to the temporary permit on April 24, 1991. The non-condensable gases from the evaporators and the digesters were normally routed to the lime kiln for incineration. However since the lime kiln was not in operation for a substantial number of hours per year, the facility decided to install a thermal incinerator to destroy the NCGs during those times. The thermal incinerator met the requirements contained in NSPS Subpart BB for retention time and temperature.

Potlatch Forest Products Corporation - Cypress Bend Mill

Permit: 0271-AOP-R9

AFIN: 21-00036

Arkansas Operating Permit 271-AOP-R0, issued May 26, 1999, was the first operating permit issued to Potlatch Corporation - Cypress Bend Mill under Regulation 26. This permit included several emission points which have always been located at the facility but were not previously permitted. In addition, some allowable emission limits were modified from the previous permit to reflect more recent test data and/or newer emission factors.

Permit 271-AOP-R1, issued March 13, 2000, was the second operating permit issued to Potlatch Corporation - Cypress Bend Mill under Regulation 26. Potlatch installed a new NCG Thermal Oxidizer in order to be able to comply with 40 CFR Part 63, Subpart S - *National Emission Standards for Hazardous Air Pollutants from the Pulp and Paper Industry*. Also, Potlatch modified their recovery furnace which resulted in the need for a PSD review of the modification. The recovery furnace modification and related PSD implications are summarized below.

Potlatch Corporation modified the air distribution system and modernized the boiler section of the recovery furnace. Components of the economizer and the superheater were also replaced. The new design allowed for increased steam production efficiency and capacity as well as increased black liquor solids (BLS) firing efficiency and capacity. Due to the increased capacity of the recovery furnace, emissions from Potlatch's smelt tank were also affected by this modification. However, it should be noted that Potlatch did not modify their smelt tank. The following table summarizes the BACT limits imposed by the permit:

Pollutant	BACT Limit*	BACT Determination
CO	300 ppm _{dv}	Proper Design and Operation
NO _x	110 ppm _{dv}	Proper Design and Operation
TRS	5 ppm _{dv}	Proper Design and Operation

* All values are @ 8% O₂.

Additional emissions from Permit 271-AOP-R1 were shown to have less than significant modeling impact, therefore requiring no additional refined modeling. Also, no adverse impacts to Class I Areas were predicted, and no issues arose during the additional impact analysis. Also with this modification, the permittee accepted a more stringent PM₁₀ BACT limit at SN-06 to ensure that no additional tpy were potentially emitted in order to avoid PSD review of the ESP. Compliance with the BACT determination and the more stringent revision to the BACT has been achieved so far; therefore, the facility has avoided ESP replacement as mandated by the PSD review of Permit 271-AR-6.

Permit 271-AOP-R2, issued June 5, 2001, was the third operating permit issued to Potlatch Corporation - Cypress Bend Mill under Regulation 26. This action was a minor modification allowing the installation and operation of a multi-use liquor storage tank (SN-28) for the storage of weak black liquor or green liquor.

Potlatch Forest Products Corporation - Cypress Bend Mill

Permit: 0271-AOP-R9

AFIN: 21-00036

Permit 271-AOP-R3, issued May 21, 2003, incorporated two minor-modifications approved by the Department on May 24, 2002, and August 30, 2002. The first approval defined the specific requirements of the NESHAP Subpart S (Cluster Rule). The second approval allowed an upgrade to steam piping at the Board Machine (SN-11). Neither of these changes affected permitted emissions calculated for the facility.

Pound per hour limits were slightly increased at SN-11 due to a change in the method of calculation. Previously, maximum pound per hour emission limits were determined by applying the appropriate emission factors to monthly average throughputs. It was determined by the Department that this did not provide an accurate enough estimate of maximum emissions so the pound per hour rates were recalculated based on maximum hourly throughputs instead.

Revision 3 also included provisions for new sources. Up to six temporary package boilers may be brought on-site with individual heat capacities up to 100 MM Btu/ hr. The new sources will be designated as SN-30a through f. These units are subject to NSPS Subpart Dc - *Standards of Performance for Small Industrial Commercial Institutional Steam Generating Units*.

Permit 271-AOP-R4, issued December 4, 2003, incorporated a minor modification approved by the Department on May 28, 2003. Changes allowed additional flexibility in use of fuel oil at the Power Boiler (SN-04). This flexibility was permitted because of enhanced monitoring and recordkeeping used to demonstrate compliance with the Power Boiler's SO₂ emission limit. The enhanced monitoring includes operating continuous emission monitoring systems (CEMS) in place of fuel limits and fuel sulfur content limits. Other compliance mechanisms already in place were not affected and deemed adequate for demonstration of compliance with the other emission limits. These mechanisms include CEMS for NO_x, CO, and a continuous opacity monitor (COM). Emission limits at SN-04 were not changed.

Permit 271-AOP-R5, issued April 14, 2005, served as the first Title V renewal. The following modifications were made:

- Various updated emission limits based on more recent emission factors were included.
- The Recovery Furnace (SN-02) language which permits the combustion of fuel oil only "during startup, shutdown, and natural gas curtailment" was removed. This language was unnecessary and oil use is effectively limited by the 10% capacity factor listed in Specific Condition 72.
- Various stack testing requirements throughout the permit were removed or decreased in frequency due to historical demonstration of compliance. See the renewal application Page 1-2 and 1-3 for details.
- A Lime Kiln (SN-01) compliance mechanism, daily lime throughput, was replaced with daily lime production. No changes in Lime Kiln operating rates were actually taking place.
- The Aeration Stabilization Basin (SN-08) compliance mechanism, effluent flow rate, was removed and compliance is now based on the mill's production limits, Plantwide Condition 8.

Potlatch Forest Products Corporation - Cypress Bend Mill

Permit: 0271-AOP-R9

AFIN: 21-00036

- The CAM Plan requirements for the NCG Thermal Oxidizer (SN-05) pursuant to the requirements of 40 CFR Part 64 were added.
- Requirements of 40 CFR 63, Subpart MM were applied to the Recovery Process.
- Previously left out PM/PM₁₀ emissions at SN-14F and SN-17F are now included.
- NSPS Subpart Kb was revised on October 15, 2003. One of the revisions specifically exempts units defined as process tanks from Subpart Kb applicability. Units in this permit that were previously affected by NSPS Subpart Kb and are defined as process tanks were exempted from that Subpart in the revision.
- The entire Waste Water Treatment System (SN-08), which was formerly listed as Aeration Stabilization Basin (ASB) (SN-08) and other insignificant activities, were added in full as a permitted source.
- Updates and re-evaluations were made to the Insignificant Activities List, Section VII. This brought forth the need to include in the permit two additional tanks formerly deemed insignificant. These tanks are the Auxiliary Liquor Tank (SN-31) and an Intermediate Liquor Tank (SN-32).
- Various emission limit corrections were made in regards to rounding conventions.
- Various administrative changes including corrections and clarifications to permit language were made.
- Provisions were put into this permit to allow implementation of 40 CFR §63.447 (Clean Condensate Alternative). See Plantwide Conditions – Clean Condensate Alternative.
- A minor modification was approved on February 16, 2005, allowing the following five changes.
- At the board machine, the permittee was allowed to install headbox dilution controls to improve trim and grade change losses.
- At the board machine, the permittee was allowed to replace the gas-fired infrared dryer at the No. 1 Coater with an improved infrared drying system in order to improve operating costs and final coated surface quality.
- The permittee replaced the existing Eop washer drum at the bleach plant to reduce steam and chemical usage.
- The permittee was allowed to rebuild a concentrator associated with black liquor evaporation trains, which reduces steam and natural gas usage.
- Eight cooling towers were added to the insignificant activities list.

A transfer of ownership was processed for the facility on January 23, 2006. The new owner is Potlatch Forest Products Corporation.

Permit 271-AOP-R6, issued April 7, 2006, incorporated changes allowed by a minor modification approved on October 26, 2005. Under the approval Potlatch Forest Products Corporation was allowed the flexibility to co-fire petroleum coke (pet coke) and natural gas in the Lime Kiln (SN-01). Up to 13,505 tons per year of pet coke could be combusted at the Lime Kiln. Natural gas consumption at the Lime Kiln remained unlimited. The permittee also constructed and operated a pet coke storage silo in which emissions were controlled by a fabric filter. The Pet Coke Storage Silo (SN-33) was permitted to operate unlimited annually.

Potlatch Forest Products Corporation - Cypress Bend Mill
Permit: 0271-AOP-R9
AFIN: 21-00036

Permit 0271-AOP-R7 issued on 04/18/2007 was a minor modification that allowed the permittee to remove the listing of Lime Bin Scrubber (SN-12) from the insignificant activities list and list it as permitted source, Lime Bin Loading (SN-12). The permittee was also allowed to add new infrared dryers to the dryer sections on the Board Machine (SN-11). There were no emissions directly related to the infrared dryers. However, the new dryers allowed for increased production of heavy paper grades. This proposed change was estimated to increase actual production by a maximum of 34 tons per day (average of all grades). The potential production rates and enforceable limits used to establish the permit limits in permit 0271-AOP-R6 did not change. There were no increases in permitted emissions from the new infrared dryers. The proposed changes resulted in a permitted emission increase of 2.5 tpy of PM/PM₁₀.

Permit 0271-AOP-R8 was issued on May 28, 2008. The modification was issued to allow the permittee to install a new off machine coater (SN-34) and a gas dryer (SN-35) on the board machine extruder line, to incorporate the applicable requirements of 40 CFR Part 63, Subpart JJJJ – *National Emission Standards for Hazardous Air Pollutants: Paper and Other Web Coating*, to allow glycerin and used oil to be combusted in the recovery furnace (SN-02), and to allow used oil to be combusted in the power boiler (SN-04). The proposed changes resulted in permitted emission increases of 0.1 tons per year (tpy) of PM/PM₁₀, 0.1 tpy of SO₂, 1.3 tpy of VOC, 1.0 tpy of CO, 1.2 tpy of NO_x, 0.68 tpy of HAPs, 1.61 tpy of ammonia, and 0.04 tpy of MEK.

SECTION IV: SPECIFIC CONDITIONS

Power Utilities

SN-04
Power Boiler

Source Description

Source SN-04 is the Power Boiler. The power boiler is a 479 MMBtu/hr natural gas fired boiler. Exhaust gases pass through a stack located at the top of the Power House building. The steam from this unit is used to generate electricity in the turbine generator and to provide steam for various mill processes. This unit was installed in 1977 and is therefore subject to regulation under the New Source Performance Standards 40 CFR Part 60 Subpart D - *Standards of Performance for Fossil Fuel Fired Steam Generators for Which Construction is Commenced after August 17, 1971.*

Specific Conditions

1. The permittee shall not exceed the emission limits set forth in the following table for source SN-04. The pound per hour and the ton per year pollutant emission limits are based on the maximum capacity of the equipment. NO_x and PM₁₀ emissions are also effectively limited by Specific Condition 5. [Regulation 19, §19.501 et seq., effective October 15, 2007 and 40 CFR Part 52, Subpart E]

Pollutant	lb/hr (Fuel Oil / Used Oil)	lb/hr (Natural Gas)	tpy
PM ₁₀	47.9	47.9	209.8
SO ₂	383.2	0.4	32.2
VOC	0.9	3.2	14.1
CO	20.7	47.4	207.7
NO _x	143.7	95.8	419.6

2. The permittee shall not exceed the emission limits set forth in the following table for source SN-04. The pound per hour and the ton per year pollutant emission limits are based on the maximum capacity of the equipment. PM emissions are also effectively limited by Specific Condition 5. [Regulation 18, §18.801, effective February 15, 1999, and A.C.A. §8-4-203 as referenced by A.C.A. §8-4-304 and §8-4-311]

Potlatch Forest Products Corporation - Cypress Bend Mill

Permit: 0271-AOP-R9

AFIN: 21-00036

Pollutant	lb/hr (Fuel Oil / Used Oil)	lb/hr (Natural Gas)	tpy
PM	47.9	47.9	209.8
Formaldehyde	0.12	-	0.50

3. The permittee shall not exceed 5% opacity from source SN-04 as measured by EPA Reference Method 9. Compliance is demonstrated by Continuous Opacity Monitors required by Specific Condition 13. [§18.503 and A.C.A. §8-4-203 as referenced by §8-4-304 and §8-4-311]
4. The Power Boiler (SN-04) is subject to all applicable requirements of the New Source Performance Standards (NSPS) Subpart D provisions as identified in the Code of Federal Regulations (CFR) Title 40, Part 60.40. [§19.304 and 40 CFR Part 60 Subpart D, *Standards of Performance for Fossil Fuel Fired Steam Generators for Which Construction is Commenced After August 17, 1971*]
5. The boiler shall not exceed the following emission limits. Compliance is demonstrated by the initial compliance test (for PM performed and passed) and by the Continuous Emission Monitoring System (CEM) requirements contained in Specific Condition 6, 12, and 13. [§19.304 and 40 CFR §60.42 and §60.44]

Regulation Citation	Pollutant	Emission Limit
40 CFR §60.42 (a)(1)	PM	0.1 lb/MMBtu
40 CFR §60.42 (a)(2)	Opacity	20% (six minute average)
		27% (any one six minute average per hour)
40 CFR §60.43 (a)(1) Fuel Oil / Used Oil Combustion	SO ₂	0.8 lb/MMBtu
40 CFR §60.44 (a)(1) Natural Gas Combustion	NO _x	0.2 lb/MMBtu
40 CFR §60.44 (a)(2) Fuel Oil / Used Oil Combustion	NO _x	0.3 lb/MMBtu

6. The permittee shall continue to calibrate and maintain a Continuous Emission Monitoring System (CEMS) to measure the NO_x emissions from the Power Boiler (SN-04). The CEMS shall be installed and operated in accordance with performance specification 2 found in 40 CFR Part 60, Appendix B, and the ADEQ Continuous Emission Monitoring

Potlatch Forest Products Corporation - Cypress Bend Mill

Permit: 0271-AOP-R9

AFIN: 21-00036

System Conditions (see attached copy in Appendix G of this permit). [§19.304 and 40 CFR §60.45 (a)]

7. The permittee shall continue to calibrate and maintain a CEMS to measure the CO₂ emissions from the Power Boiler (SN-04). The CEMS shall be installed and operated in accordance with performance specification 3 found in 40 CFR Part 60, Appendix B, and the ADEQ CEMS Conditions. [§19.304 and 40 CFR §60.45 (e)(2)]
8. The permittee shall submit an excess opacity emissions report for any calendar quarter during which fuel oil is combusted at SN-04. The excess opacity reports shall be submitted quarterly in accordance with the ADEQ CEMS Conditions. [§19.304 and 40 CFR §60.45 (g)(1)]
9. The permittee shall submit an excess NO_x emissions report for each calendar quarter for SN-04. For the purposes of these reports, an excess emission is defined as all three-hour periods during which the average emissions (arithmetic average of three contiguous one-hour periods) exceeds the applicable standards as stated in Specific Condition 5. The permittee shall submit excess NO_x reports in accordance with the ADEQ CEMS Conditions. [§19.304 and 40 CFR §60.45 (g)(3)]
10. The permittee shall conduct compliance testing for CO from the Power Boiler (SN-04) using EPA Reference Method 10. Testing shall be conducted every five years on or before October 1 of applicable years. The permittee shall conduct the compliance testing and subsequent reporting in accordance with Plantwide Condition 3. [§19.702 and 40 CFR Part 52, Subpart E]
11. The permittee shall combust only natural gas and fuel oil / used oil as fuel for the Power Boiler (SN-04). [§19.705, A.C.A. §8-4-203 as referenced by §8-4-304 and §8-4-311, and 40 CFR 70.6]
12. The permittee shall continue to calibrate and maintain a CEMS to measure the SO₂ emissions from SN-04 during periods of fuel oil / used oil combustion. The CEMS shall be installed and operated in accordance with performance specification 2 found in 40 CFR 60, Appendix B, and the ADEQ CEMS Conditions. Alternatively, during periods of CEMS outage, the permittee shall utilize appropriate fuel oil sampling and analysis as allowed in NSPS, Subpart D to determine SO₂ emissions by mass balance, assuming 100% conversion of fuel oil sulfur to SO₂. The permittee shall notify the Department of SO₂ CEMS outages during periods of fuel oil combustion. [§19.705, §19.304, and 40 CFR §60.45(a)]
13. The permittee shall maintain a continuous opacity monitoring system (COMS) to measure opacity from the Power Boiler (SN-04) when burning fuel oil / used oil. The COMS shall be operated in the event that fuel oil is combusted in the boiler. The permittee shall have the COMS certified for periods of fuel oil combustion. The COM

Potlatch Forest Products Corporation - Cypress Bend Mill
Permit: 0271-AOP-R9
AFIN: 21-00036

shall comply with the ADEQ CEMS Conditions. [§19.703, 40 CFR Part 52, Subpart E, and A.C.A. §8-4-203 as referenced by §8-4-304 and §8-4-311]

14. The permittee shall submit excess SO₂ emissions reports for each calendar quarter for SN-04. For the purposes of these reports, an excess emission is defined as all three-hour periods during which the average emissions (arithmetic average of three contiguous one-hour periods) exceeds the applicable standards as stated in Specific Condition 5. The permittee shall submit excess SO₂ reports in accordance with the ADEQ CEMS Conditions. [§19.304 and 40 CFR §60.45(g)(2)]
15. The permittee shall maintain monthly records of the rolling 12-month total SO₂ emissions in order to demonstrate compliance with the annual SO₂ tpy limit set by Specific Condition 1. CEMS data or alternative methods allowed by Specific Condition 12 shall be recorded during periods of fuel-oil / used oil combustion. For each period of natural gas-only combustion, the permittee may record the 0.4 lbs per hour SO₂ permit limit as the default emission rate instead of CEMS data. These records shall be updated within 15 days following the month to which the records pertain, kept on-site, and made available to Department personnel upon request. The permittee shall submit CEMS data in accordance with General Condition 7. [§19.705 and 40 CFR Part 52, Subpart E]
16. The permittee shall conduct a one time compliance test for PM/PM₁₀ from the Power Boiler (SN-04) while combusting used oil. The testing will be performed within 180 days following start-up while combusting used oil. The PM test shall be performed using EPA Reference Methods 5 and 202. The PM₁₀ test shall be performed using either EPA Reference Methods 201A and 202 or 5 and 202. By using Method 5 and 202 for PM₁₀, the facility will assume all collected particulate is PM₁₀. The permittee shall conduct the compliance testing and subsequent reporting in accordance with Plantwide Condition 3. [§19.702 and 40 CFR Part 52, Subpart E]

Potlatch Forest Products Corporation - Cypress Bend Mill

Permit: 0271-AOP-R9

AFIN: 21-00036

**SN-13
Package Boiler**

Source Description

Source SN-13 is the package boiler which is a mobile unit that is rented from an outside source and serves as an auxiliary generator of steam during times when additional steam is necessary at the mill. This unit has a maximum heat input capacity of 86 MMBtu/hr and is natural gas fired. Since this unit is not a permanent fixture at the mill, the date of construction of the unit brought on site can vary. If the package boiler was constructed after June 9, 1989, then it will be subject to regulation under the New Source Performance Standards 40 CFR Part 60 Subpart Dc - Standards of Performance for Small Industrial Commercial Institutional Steam Generating Units.

Specific Conditions

17. The permittee shall not exceed the emission limits set forth in the following table for source SN-13. The pound per hour and the ton per year pollutant emission limits are based on the maximum capacity of the equipment. [§19.501 and 40 CFR Part 52, Subpart E]

Pollutant	lb/hr	tpy
PM ₁₀	1.5	6.3
SO ₂	0.1	0.3
VOC	0.6	2.5
CO	11.0	48.2

18. The permittee shall not exceed the emission limits set forth in the following table for source SN-13. Compliance with the emission limits is demonstrated through compliance with Specific Conditions 22 and 24. [§19.501, §19.901, and 40 CFR Part 52, Subpart E]

Pollutant	lb/hr	tpy
NO _x	4.3	18.8
	0.05 lb/MMBtu	

19. The permittee shall not exceed the emission limits set forth in the following table at source SN-13. The pound per hour and the ton per year emission limits are based on the capacity of the equipment. [§18.801 and A.C.A. §8-4-203 as referenced by §8-4-304 and §8-4-311]

Potlatch Forest Products Corporation - Cypress Bend Mill

Permit: 0271-AOP-R9

AFIN: 21-00036

Pollutant	lb/hr	tpy
PM	1.5	6.3

20. The permittee shall not exceed 5% opacity from source SN-13 as measured by EPA Reference Method 9. [§18.501 and A.C.A. §8-4-203 as referenced by A.C.A. §8-4-304 and §8-4-311]
21. Weekly observations of the opacity from source SN-13 shall be conducted by personnel familiar with the permittee's visible emissions. The permittee shall accept such observations for demonstration of compliance. The permittee shall maintain personnel trained in EPA Reference Method 9. If visible emissions which appear to be in excess of the permitted opacity are detected, the permittee shall immediately take action to identify the cause of the visible emissions, implement corrective action, and document that visible emissions did not appear to be in excess of the permitted opacity following the corrective action. The permittee shall maintain records which contain the following items in order to demonstrate compliance with this specific condition. These records shall be updated weekly, kept on site, and made available to Department personnel upon request. [§18.1004 and A.C.A. §8-4-203 as referenced by A.C.A. §8-4-304 and §8-4-311]
 - a. The date and time of the observation;
 - b. If visible emissions which appeared to be above the permitted limit were detected;
 - c. If visible emissions which appeared to be above the permitted limit were detected, the cause of the exceedance of the opacity limit, the corrective action taken, and if the visible emissions appeared to be below the permitted limit after the corrective action was taken;
 - d. The name of the person conducting the opacity observations.
22. Any package boiler brought on site must have a maximum heat input capacity of 86 MMBtu/hr or less and be natural gas fired. [§19.901, 40 CFR Part 52, Subpart E, A.C.A. §8-4-203 as referenced by A.C.A. §8-4-304 and §8-4-311, and 40 CFR Part 70.6]
23. The permittee shall submit the make, model, year of construction, and the capacity for each package boiler brought on site during the six month reporting period. Records shall be submitted in accordance with General Provision 7. [§19.705 and 40 CFR Part 52, Subpart E]
24. The permittee shall conduct compliance testing for the NO_x emissions from the package boiler (SN-13). Testing shall be conducted every two years using EPA Reference Method 7E or an ADEQ approved methodology by October 1 of applicable years. The permittee shall conduct the compliance testing and subsequent reporting in accordance with Plantwide Condition 3. [§19.702, §19.901, and 40 CFR Part 52, Subpart E]
25. If the package boiler brought on site is an affected facility as described by 40 CFR §60.40c(a), the permittee shall record and maintain records of the amount of natural gas

Potlatch Forest Products Corporation - Cypress Bend Mill

Permit: 0271-AOP-R9

AFIN: 21-00036

combusted in the boiler during each day the package boiler is operational. These records shall be maintained on site and made available to Department personnel upon request. These records shall be submitted in accordance with General Provision 7. [§19.304 and 40 CFR §60.48c(g)]

Potlatch Forest Products Corporation - Cypress Bend Mill

Permit: 0271-AOP-R9

AFIN: 21-00036

Pulp Mill Operations

SN-14F

Pulping Material Storage Piles

Source Description

Source SN-14F is the pulping material storage piles at the Cypress Bend Mill. Pulping material is received into the mill at two truck dumps and one rail car dump. The truck shipments of pulping material are unloaded at an inclining truck dump, and the rail-delivered pulping material is emptied by inverting the rail cars and dropping the material into an underground hopper. From the two delivery points, the pulping material is conveyed to the distribution tower and is then dropped onto the storage piles. The other truck dump deposits pulping material onto the cement pad that stores the pulping material. The freshly deposited pulping material is then pushed onto the storage pile. Three piles of material are used for storage, and fugitive VOC emissions are released from the piles. Emission limits for this source are based on published emission factors at the time of permit issuance. The development of new or different emissions data which affects the estimated emission limits from this source will not be considered a violation of the pollutant emission limits established in this permit.

The pulping material storage piles feed the conveyors that bring the material to the Digesters for cooking. The pulping material conveying system regulates the flow of material from the Pulping Material Receiving and Storage Area to the digesters. All parts of the conveying system are enclosed, which eliminates airborne debris from the transport of pulping material.

Specific Conditions

26. The permittee shall not exceed the emission limits set forth in the following table for source SN-14F. The pound per hour pollutant emission limit is based on the maximum hourly production and the ton per year pollutant is effectively limited by Specific Condition 28. [§19.501 and 40 CFR Part 52, Subpart E]

Pollutant	lb/hr	tpy
VOC	42.1	184.3
PM ₁₀	0.1	0.2

27. The permittee shall not exceed the emission limits set forth in the following table for source SN-14F. The pound per hour pollutant emission limit is based on the maximum hourly production and the ton per year pollutant is effectively limited by Specific Condition 28. [§18.801 and A.C.A. §8-4-203 as referenced by A.C.A. §8-4-304 and §8-4-311]

Potlatch Forest Products Corporation - Cypress Bend Mill

Permit: 0271-AOP-R9

AFIN: 21-00036

Pollutant	lb/hr	tpy
PM	0.1	0.3

28. The permittee shall process no more than 1,543,092 tons of pulping material during any consecutive twelve month period. [§19.705 of Regulation 19, A.C.A. §8-4-203 as referenced by A.C.A. §8-4-304 and §8-4-311, and 40 CFR Part 70.6]

29. The permittee shall maintain monthly records which demonstrate compliance with the limit set in Specific Condition 28. These may be used by the Department for enforcement purposes. Compliance shall be determined by a twelve-month rolling total of the monthly records of pulping material processed. Each month's total along with the current rolling total shall be available for inspection by the last day of the month following the month to which the records pertain. These records shall be maintained on site and shall be provided to Department personnel upon request. These records shall be submitted in accordance with General Provision 7. [§19.705 and 40 CFR Part 52, Subpart E]

SN-15
Batch Digesters

Source Description

Source SN-15 is the mill's five batch digesters. The function of the digesters is to cook the pulping material using white liquor, black liquor, and steam from the boiler room. In the digestion process, these products are combined and cooked at a set pressure and temperature until a quality of pulp is obtained. At the end of each cook, the blow valve at the bottom of the digester is opened. The pressure in the digester forces the pulp mass through a blow line into the blow tank.

The mill has one large cylindrical blow tank located east of the digesters. The blow tank is at atmospheric pressure, and the mass from the digesters enters the blow tank tangentially at the top. When the pulping material hits the lower pressure in the tank, the liquor and water flash, blowing apart the pulping material to produce the pulp fibers. The fibers and the spent cooking liquor then fall to the bottom of the blow tank.

The vapors from the blow tank exit through a vapor line at the top of the blow tank. The vapors from the tank are sent to the blow heat condensing system. Flow to the condensing system is maintained in the absence of blow downs by steam supplements. There is a series of condensers that remove condensable gases (primarily turpentine) from the blow gas. The steam vapors are condensed in the accumulator tank and used to heat hot water in the washers. Gases that do not condense are sent to the Lime Kiln or the non-condensable gas (NCG) Thermal Oxidizer for destruction. Since the blow tank and cyclone are closed units, there are no air emissions from these units.

When the digesters are uncapped and filled with pulping material, some of the gas is displaced from the digesters to the atmosphere. This gas stream is the source of the digester's emissions. During the cooking process, the non-condensable gases (NCGs) from the digesters and blow tanks are sent through a series of condensers and are then routed to the NCG system. Emission limits for this source are based on published emission factors at the time of permit issuance. The development of new or different emissions data which affects the estimated emission limits from this source will not be considered a violation of the pollutant emission limits established in this permit. The digesters commenced construction after September 24, 1976 and are therefore subject to 40 CFR Part 60 Subpart BB. This source is also subject to the applicable provisions of 40 CFR Part 63, Subpart A - *General Provisions* and 40 CFR Part 63, Subpart S - *National Emission Standards for Hazardous Air Pollutants from the Pulp and Paper Industry*. A copy of Subpart S is included in Appendix F of this permit.

Specific Conditions

30. The permittee shall not exceed the emission limits set forth in the following table for source SN-15. The pound per hour and ton per year pollutant emission limits are based on the maximum capacity of the equipment. The ton per year emission limit is also

Potlatch Forest Products Corporation - Cypress Bend Mill

Permit: 0271-AOP-R9

AFIN: 21-00036

effectively limited by Specific Condition 28 and 34. [§19.501 and 40 CFR Part 52, Subpart E]

Pollutant	lb/hr	tpy
VOC	65.9	288.6

31. The permittee shall not exceed the emission limits set forth in the following table for source SN-15. Compliance with the emission limits is demonstrated through compliance with Specific Condition 28. [§19.501, §19.304, 40 CFR Part 52, Subpart E and 40 CFR §60.283]

Pollutant	lb/hr	tpy
TRS	4.4	19.3
	5 ppm _{dv} corrected to 10% O ₂ Based on a 12 hr average	

32. The permittee shall not exceed emission limits set forth in the following table for source SN-15. The pound per hour and ton per year pollutant emission limits are based on the maximum capacity of the equipment. The ton per year emission limit is also effectively limited by Specific Condition 28. [§18.801 and A.C.A. §8-4-203 as referenced by A.C.A. §8-4-304 and §8-4-311]

Pollutant	lb/hr	tpy
Acetone	0.17	0.72
Acetaldehyde	0.13	0.54
Carbon Tetrachloride	0.06	0.24
Methanol	2.60	11.20
MEK	0.04	0.14
Styrene	0.02	0.08

33. The Batch Digesters (SN-15) are subject to and shall comply with all applicable provisions of 40 CFR Part 60 Subpart A General Provisions and Subpart BB Standards of Performance for Kraft Pulp and Paper Mills because the equipment was constructed or modified after September 24, 1976. A copy of Subpart BB is provided in Appendix A.

Potlatch Forest Products Corporation - Cypress Bend Mill

Permit: 0271-AOP-R9

AFIN: 21-00036

34. All non-condensable gases from the Batch Digesters (SN-15) shall be routed to efficient incineration (1200 °F for at least 0.5 seconds) at the NCG Thermal Oxidizer or the Lime Kiln (backup) at all times. [§19.801, §19.304, and 40 CFR §60.283]

35. Source SN-15 is subject to the applicable provisions of 40 CFR Part 63, Subpart A - *General Provisions* and 40 CFR Part 63, Subpart S - *National Emission Standards for Hazardous Air Pollutants from the Pulp and Paper Industry*. A copy of Subpart S is included in Appendix F of this permit. The applicable provisions of this subpart include, but are not necessarily limited to, the items outlined in Specific Conditions 38 through 41.

Potlatch Forest Products Corporation - Cypress Bend Mill

Permit: 0271-AOP-R9

AFIN: 21-00036

SN-10

Brown Stock Washers

Source Description

When the pulp and liquor exit the blow tank, the pulp goes through several processing steps before it is stored in the unbleached high density storage chest. Knots can be undercooked wood chips or irregularly shaped or overly thick pieces of wood. The pulp mill employs pressure knotters to remove these pieces of wood from the pulp. These Pressure Knotters operate at pressures exceeding atmospheric and therefore have no atmospheric vents.

Material rejected in the pressure knotter is sent to the knot drainer for further separation. Knots are returned to the digester for further processing and any useful pulp is sent to the brown stock washing system. Under atmospheric conditions, knotting operations can contribute TRS and VOC emissions due to the operation of the knotters/screens reject handling operations. There are no emission factors for knot draining currently available and emissions from these units are considered to be negligible.

Source SN-10 is the mill's brown stock washer system. Pulp is washed to remove spent cooking chemicals. The mill employs four horizontal Brown Stock Washers for the washing operation. Wash water and the pulp move in countercurrent directions in the brown stock washing process. The washed pulp is passed through screening and cleaning stages which remove debris from the stock. Emission limits for this source are based on published emission factors at the time of permit issuance. The development of new or different emissions data which affects the estimated emission limits from this source will not be considered a violation of the pollutant emission limits established in this permit. The brown stock washers commenced construction prior to September 24, 1976, and are therefore not subject to 40 CFR Part 60 Subpart BB.

Specific Conditions

36. The permittee shall not exceed the emission limits set forth in the following table for source SN-10. The pound per hour and ton per year pollutant emission limits are based on the maximum capacity of the equipment. The ton per year pollutant emission limit is also effectively limited by Plantwide Condition 8. [§19.501 and 40 CFR Part 52, Subpart E]

Pollutant	lb/hr	tpy
VOC	151.7	664.4
TRS	17.2	75.2

37. The permittee shall not exceed the air contaminant and hazardous air pollutant (HAP) emission limits set forth in the following table for source SN-10. The pound per hour and ton per year pollutant emission limits are based on the maximum capacity of the

Potlatch Forest Products Corporation - Cypress Bend Mill
Permit: 0271-AOP-R9
AFIN: 21-00036

equipment. The ton per year pollutant emission limits are also effectively limited by Plantwide Condition 8. [§18.801 and A.C.A. §8-4-203 as referenced by A.C.A. §8-4-304 and §8-4-311]

Pollutant	lb/hr	tpy
Acetone	3.3	14.5
Acetaldehyde	0.79	3.50
Acrolein	0.02	0.06
Carbon Tetrachloride	0.08	0.33
Chloroform	0.06	0.27
Methanol	25.90	113.50
MEK	0.33	1.50
Styrene	0.09	0.39
1, 2, 4 - Trichloroethylene	0.01	0.01
Tetrachloroethylene	0.03	0.13

Standards for the Pulping System at Kraft Processes

38. The owner or operator of each pulping system using the Kraft process subject to the requirements of 40 CFR 63, Subpart S, shall control the total HAP emissions from the following equipment systems, as specified in §63.443(c) and §63.443 (d) (Specific Conditions 39 and 40, respectively). [§19.304 and 40 CFR §63.443(a)]
- a. At existing affected sources, the total HAP emissions from the following equipment systems shall be controlled:
 - i. Each LVHC system;
 - ii. Each knotter or screen system with total HAP mass emission limits greater than or equal to the rates specified in paragraphs (a)(1)(ii)(A) or (a)(1)(ii)(B) of this section or the combined rate specified in paragraph (a)(1)(ii)(C) of this section.
 - 1. Each knotter system with emissions of 0.05 kilograms or more of total HAP per megagram of ODP (0.1 pounds per ton).
 - 2. Each screen system with emissions of 0.10 kilograms or more of total HAP per megagram of ODP (0.2 pounds per ton).
 - 3. Each knotter and screen system with emissions of 0.15 kilograms or more of total HAP per megagram of ODP (0.3 pounds per ton).
 - iii. Each pulp washing system;
 - iv. Each decker system that:

Potlatch Forest Products Corporation - Cypress Bend Mill

Permit: 0271-AOP-R9

AFIN: 21-00036

1. Uses any process water other than fresh water or paper machine white water; or
 2. Uses any process water with a total HAP concentration greater than 400 parts per million by weight; and
 - v. Each oxygen delignification system.
39. Equipment systems listed in Specific Condition 38 shall be enclosed and vented into a closed-vent system and routed to a control device that meets the requirements specified in §63.443(d) (Specific Condition 40). The enclosures and closed-vent system shall meet the requirements specified in §63.450. [§19.304 and 40 CFR §63.443(c)]
40. The control device used to reduce total HAP emissions from each equipment system listed in §63.443(a) (Specific Condition 38) of this section shall implement the following. [§19.304 and 40 CFR §63.443(d)]
- a. Reduce total HAP emissions by 98% or more by weight; or
 - b. Reduce the total HAP concentration at the outlet of the thermal oxidizer to 20 ppm_{dv} or less, corrected to 10% oxygen; or
 - c. Reduce total HAP emissions using a thermal oxidizer designed and operated at a minimum temperature of 871° C (1600° F) and a minimum residence time of 0.75 seconds; or
 - d. Reduce total HAP emissions using a boiler, lime kiln, or recovery furnace by introducing the HAP emission stream with the primary fuel or into the flame zone.
41. Periods of excess emissions reported under §63.455 shall not be a violation of §63.433(c) and (d) (Specific Conditions 39 and 40, respectively) provided that the time of excess emissions (excluding periods of startup, shutdown, or malfunction) divided by the total process operating time in a semi-annual reporting period does not exceed the following levels. [§19.304 and 40 CFR §63.443(e)]
- a. One percent for control devices used to reduce the total HAP emissions from the LVHC system; and
 - b. Four percent for control devices used to reduce the total HAP emissions from the HVLC system; and
 - c. Four percent for control devices used to reduce the total HAP emissions from both the LVHC and the HVLC systems.

Bleach Plant Operations

SN-06
Bleach Plant Scrubber

Source Description

The unbleached Kraft pulp is taken from the high density storage chest for further processing in the bleach plant. The bleaching process removes the remaining lignin and Kraft color from the unbleached pulp. Bleaching is performed in several stages using chlorine/chlorine dioxide, caustic soda, oxygen, ozone, and hydrogen peroxide. The bleach plant uses a scrubber to control the chlorine/chlorine dioxide emissions.

Source SN-06 is the mill's bleach plant scrubber. The mill utilizes a wet scrubber to control emissions from the bleach plant. The Bleach Plant Scrubber controls emissions from the sequential processing and washing stages of the bleaching operations. Significant equipment associated with the bleaching process is either pressurized or kept under negative pressure and connected to the scrubber. This equipment was installed in 1985. Emission limits for this source are based on published emission factors at the time of permit issuance. The development of new or different emissions data which affects the estimated emission limits from this source will not be considered a violation of the pollutant emission limits established in this permit. This source is subject to the applicable provisions of 40 CFR Part 63, Subpart A - *General Provisions* and 40 CFR Part 63, Subpart S - *National Emission Standards for Hazardous Air Pollutants from the Pulp and Paper Industry*. A copy of Subpart S is included in Appendix F of this permit.

Specific Conditions

42. The permittee shall not exceed the emission limits set forth in the following table for source SN-06. The pound per hour and ton per year pollutant emission limits are based on the maximum capacity of the equipment along with proper operation of the control equipment as prescribed in Specific Condition 44. The ton per year pollutant emission limits are also effectively limited by Plantwide Condition 8. [§19.501 and 40 CFR Part 52, Subpart E]

Pollutant	lb/hr	tpy
VOC	8.5	36.9
CO	39.5	172.8

43. The permittee shall not exceed the emission limits set forth in the following table for source SN-06. The pound per hour and ton per year pollutant emission limits are based on the maximum capacity of the equipment along with proper operation of the control equipment as prescribed in Specific Condition 44. The ton per year pollutant emission

Potlatch Forest Products Corporation - Cypress Bend Mill

Permit: 0271-AOP-R9

AFIN: 21-00036

limits are also effectively limited by Plantwide Condition 8. [§18.801 and A.C.A. §8-4-203 as referenced by A.C.A. §8-4-304 and §8-4-311]

Pollutant	lb/hr	tpy
ClO ₂	1.8	7.9
Chlorine	2.60	11.40
Chloroform	5.50	24.10
Methanol	2.90	12.50
MEK	0.04	0.15
Styrene	0.04	0.15
1, 2, 4 - Trichlorobenzene	0.11	0.47

44. The permittee shall continuously operate the wet scrubber system whenever the Bleach Plant is in operation. Bypassing this control equipment shall be considered a violation of emission limits. The wet scrubber system shall be operated within its design limitations and maintained in serviceable condition at all times. [§19.303 and A.C.A. §8-4-203(a) as referenced by A.C.A. §8-4-304 and §8-4-311]
45. Source SN-06 is subject to the applicable provisions of 40 CFR Part 63, Subpart A - *General Provisions* and 40 CFR Part 63, Subpart S - *National Emission Standards for Hazardous Air Pollutants from the Pulp and Paper Industry*. A copy of Subpart S is included in Appendix F of this permit. The applicable provisions of this subpart include, but are not necessarily limited to, the items outlined in Specific Conditions 46 through 49.
46. The equipment at each bleaching stage, of the bleaching systems listed in §63.445(a), where chlorinated compounds are introduced shall be enclosed and vented into a closed-vent system and routed to a control device that meets the requirements specified in §63.445(c) (Specific Condition 47) of this section. The enclosures and closed-vent system shall meet the requirements specified in §63.450. [§19.304 and 40 CFR §63.445(b)]
47. The control device used to reduce the chlorinated HAP emissions (not including chloroform) from the equipment specified in §63.445(b) (Specific Condition 46) shall: [§19.304 and 40 CFR §63.445(c)]
 - a. Reduce the total chlorinated HAP mass in the vent stream entering the control device by 99 percent or more by weight;
 - b. Achieve a treatment device outlet concentration of 10 parts per million or less by volume of total chlorinated HAP; or

Potlatch Forest Products Corporation - Cypress Bend Mill

Permit: 0271-AOP-R9

AFIN: 21-00036

- c. Achieve a treatment device outlet mass emission limit of 0.001 kg of total chlorinated HAP mass per megagram (0.002 pounds per ton) of ODP.
48. The owner or operator of each bleaching system subject to §63.445(a)(2) shall reduce chloroform air emissions to the atmosphere by complying with either option listed below: [§19.304 and 40 CFR §63.445(d)(1) and (2)]
- a. Complying with the following applicable effluent limitation guidelines and standards specified in 40 CFR Part 430:
 - i. Dissolving-grade Kraft bleaching systems and lines, 40 CFR 430.14 through 430.17; and
 - ii. Paper-grade Kraft bleaching systems and lines, 40 CFR 430.24(a)(1) and (e), and 40 CFR 430.26(a) and (c).
 - b. Using no hypochlorite or chlorine for bleaching in the bleaching system or line.
49. Each owner or operator subject to the standards specified in §63.445(b) and (c), (Specific Conditions 46 and 47, respectively) and 63.450(d), shall install, calibrate, certify, operate, and maintain according to manufacturer's specifications, a continuous monitoring system (CMS, as defined in 40 CFR §63.2, except as allowed in §63.453(m)). The CMS shall include a continuous recorder. The CMS shall be operated to measure the following parameters:
- a. The pH or the oxidation/reduction potential of the gas scrubber effluent;
 - b. The gas scrubber vent gas inlet flow rate; and
 - c. The gas scrubber liquid influent flow rate.
 - d. In lieu of items a through c of this specific condition, a CMS shall be operated to measure the chlorine outlet concentration of each gas scrubber used to comply with the bleaching system outlet concentration requirement specified in §63.445(c)(2) (Specific Condition 47).

[§19.304 and 40 CFR §63.453(a), (c), & (d)]

SN-07
Chlorine Dioxide Generator

Source Description

Source SN-07 is the mill's chlorine dioxide generator. Chlorine dioxide is generated using sodium chlorate, methanol, and sulfuric acid. Produced chlorine dioxide gas is absorbed in chilled water and sent to storage for further use in the bleaching operation. The Tail Gas Scrubber controls emissions from the Chlorine Dioxide Generator and chlorine dioxide distribution system. This equipment was installed in 1990.

Specific Conditions

50. The permittee shall not exceed the emission limits set forth in the following table for source SN-07. The pound per hour and ton per year pollutant emission limits are based on the maximum capacity of the equipment along with proper operation of the control equipment as prescribed in Specific Condition 52. The ton per year pollutant emission limits are also effectively limited by Plantwide Condition 8. [§19.501 and 40 CFR Part 52, Subpart E]

Pollutant	lb/hr	tpy
VOC	0.1	0.2

51. The permittee shall not exceed the air contaminant and hazardous air pollutant (HAP) emission limits set forth in the following table for source SN-07. The pound per hour and ton per year pollutant emission limits are based on the maximum capacity of the equipment along with proper operation of the control equipment as prescribed in Specific Condition 52. The ton per year pollutant emission limits are also effectively limited by Plantwide Condition 8. [§18.801 and A.C.A. §8-4-203 as referenced by §8-4-304 and §8-4-311]

Pollutant	lb/hr	tpy
ClO ₂	2.32	10.2
Acetone	0.01	0.01
Chlorine	0.30	1.30
Acetaldehyde	0.01	0.01
Chloroform	0.01	0.03
Formaldehyde	0.01	0.02
Methanol	0.01	0.05

Potlatch Forest Products Corporation - Cypress Bend Mill

Permit: 0271-AOP-R9

AFIN: 21-00036

Pollutant	lb/hr	tpy
Styrene	0.01	0.01

52. The permittee shall continuously operate the wet scrubber system whenever the Chlorine Dioxide Generator is in operation. Bypassing this control equipment shall be considered a violation of emission limits. The wet scrubber system shall be operated within its design limitations and maintained in serviceable condition at all times. [§19.303 and A.C.A. §8-4-203 as referenced by §8-4-304 and §8-4-311]

Potlatch Forest Products Corporation - Cypress Bend Mill

Permit: 0271-AOP-R9

AFIN: 21-00036

Recovery Process

SN-01, SN-02, and SN-03 are subject to 40 CFR 63, Subpart MM, the requirements of which are collected at the end of this section starting with Specific Condition 112.

SN-02

Recovery Furnace

Source Description

The recovery processes at the mill are designed to reclaim the pulp cooking chemicals and provide process heat for mill operations. Spent cooking liquor and the pulp wash water are combined to form a weak black liquor which is concentrated in an evaporator system to a strong black liquor of about 69% solids. There are six effects and three pre-evaporator stages in the evaporator train at the mill, each effect operating at a different pressure. The concentrator and finisher follow the evaporator train. The heavy black liquor is then fired in the Recovery Furnace (SN-02). Combustion of the organics dissolved in the black liquor provides heat for generating process steam and for converting sodium sulfate to sodium sulfide. Inorganic chemicals present in the black liquor collect as a molten smelt at the bottom of the furnace.

Source SN-02 is the mill's recovery furnace. The recovery furnace is the heart of the chemical recovery process at the mill. This unit serves to recover the inorganic chemicals that are necessary for making pulp from pulping material. The furnace is fired with black liquor produced from the digestion of the pulping material in the Batch Digesters. After being concentrated in the evaporator system, the black liquor has a high solids content and a high heating value which makes it ideal for firing in the Recovery Furnace. Flue gas from the furnace is sent through an economizer, followed by an electrostatic precipitator (ESP). The ESP is used to control particulate matter emissions from the furnace. The Recovery Furnace was modified after September 24, 1976, and is therefore subject to 40 CFR Part 60 Subpart BB. The Recovery Furnace is also subject to 40 CFR Part 60 Subpart Db since it burns small amounts of fossil fuel during startup and shutdown (i.e., natural gas and low sulfur distillate oil).

Specific Conditions

53. The permittee shall not exceed the emission limits set forth in the following table for source SN-02. The pound per hour and ton per year pollutant emission limits for VOCs are based on the maximum capacity of the equipment. The tpy is also effectively limited by Specific Condition 69. Compliance with the emission limits is also demonstrated through proper operation of the control equipment. [§19.501 and 40 CFR Part 52, Subpart E]

Pollutant	lb/hr	tpy
VOC	9.5	38.1

Potlatch Forest Products Corporation - Cypress Bend Mill

Permit: 0271-AOP-R9

AFIN: 21-00036

54. The permittee shall not exceed the emission limits set forth in the following table for source SN-02. Compliance with the emission limits is demonstrated through compliance with Specific Conditions 61 and 62 and through proper operation of the control equipment. These emission limits also satisfy the particulate matter requirement contained in 40 CFR §60.282(a)(1)(i). [§19.501, §19.901 40 CFR Part 52, Subpart E]

Pollutant	lb/hr	tpy
PM/PM ₁₀	55.3	223.4
PM/PM ₁₀	0.0294 gr/dscf corrected to 8% O ₂	

55. The permittee shall not exceed the emission limits set forth in the following table for source SN-02. Compliance with the emission limits is demonstrated through compliance with Specific Condition 63. [§19.501, §19.901, and 40 CFR Part 52, Subpart E]

Pollutant	lb/hr	tpy
SO ₂	125.6	164.8
	86 ppmdv corrected to 8% O ₂ based on a 12 hr average	

56. The permittee shall not exceed the emission limits set forth in the following table for source SN-02. Compliance with the emission limits is demonstrated through compliance with Specific Condition 64. [§19.501 and §19.901, and 40 CFR Part 52, Subpart E]

Pollutant	lb/hr	tpy
CO	269.4	1081.8
	300 ppmdv corrected to 8% O ₂ based on a 12 hr average	

57. The permittee shall not exceed the emission limits set forth in the following table for source SN-02. Compliance with the emission limits is demonstrated through compliance with Specific Condition 65. [§19.501, §19.901, and 40 CFR Part 52, Subpart E]

Pollutant	lb/hr	tpy
NO _x	162.3	651.6
	110 ppmdv corrected to 8% O ₂ based on a rolling 30-day average	

Potlatch Forest Products Corporation - Cypress Bend Mill

Permit: 0271-AOP-R9

AFIN: 21-00036

58. The permittee shall not exceed the emission limits set forth in the following table for source SN-02. Compliance with the emission limits is demonstrated through compliance with Specific Condition 66. [§19.501, §19.804, §19.901, 40 CFR Part 52, Subpart E, and 40 CFR §60.283]

Pollutant	lb/hr	tpy
TRS	5.5	21.9
	5 ppm _{dv} corrected to 8% O ₂ Based on a 12 hr average	

59. The permittee shall not exceed the air pollutant emission limits set forth in the following table for source SN-02. The pound per hour and ton per year pollutant emission limits are based on the maximum capacity of the equipment and are effectively limited by Specific Condition 69. [§18.801 and A.C.A. §8-4-203 as referenced by §8-4-304 and §8-4-311]

Pollutant	lb/hr	tpy
H ₂ SO ₄	1.9	8.3
Acetaldehyde	0.04	0.15
Formaldehyde	0.59	2.35
HCl	4.50	18.10
Methanol	3.80	15.10
Styrene	0.04	0.17
Chromium VI	0.01	0.01

60. The permittee shall not exceed 20% opacity from source SN-02 as measured by EPA Reference Method 9. Compliance shall be demonstrated through compliance with Specific Condition 67. [§19.901, 40 CFR §60.282(a)(1)(ii), and 40 CFR Part 52, Subpart E]
61. The permittee shall continue to conduct compliance testing for PM and PM₁₀ emissions from the recovery boiler ESP (SN-02). The permittee shall correct the particulate emissions measured during the test to 8% O₂. PM testing shall be conducted every two years using EPA Reference Method 5 and 202. The permittee may report all emissions measured using EPA Reference Method 5 and 202 as PM₁₀ or the permittee may conduct separate PM₁₀ testing using EPA Reference Method 201A and 202. Method 5 results without back-half emissions shall be used to demonstrate compliance with the BACT limit of Specific Condition 54. The permittee shall conduct the compliance testing and subsequent reporting in accordance with Plantwide Condition 3. If the permittee chooses

Potlatch Forest Products Corporation - Cypress Bend Mill

Permit: 0271-AOP-R9

AFIN: 21-00036

not to conduct separate tests for PM and PM₁₀, the results of the PM test shall be accepted for compliance demonstration with the PM₁₀ emission limits. If the average of all the PM₁₀ tests performed in a calendar year is in excess of 51.0 pounds per hour ((51.0*8760)/2000 = 223.4 tpy), it will be considered a violation of the annual emission limit for PM₁₀. If the average of all PM tests performed in a calendar year is in excess of 52.1 pounds per hour ((52.1*8760)/2000 = 228.4 tpy), it will be considered a violation of the annual emission limit for PM. [§19.702, §19.901, and 40 CFR Part 52, Subpart E]

62. The permittee shall modify or replace the equipment controlling the PM/PM₁₀ emissions from the recovery furnace (SN-02) when it becomes evident that the existing equipment will not be able to guarantee acceptable compliance with the permit limits. The results from the bi-annual testing required by Specific Condition 61 and the opacity monitoring data required by Specific Condition 67 will be used to determine the status of the existing control equipment. Should replacement be necessary, the control equipment will be required to meet a PM/PM₁₀ emission limit consistent with the Best Available Control Technology (BACT) at the time of the modification. In no event shall this emission limit be greater than 0.021 gr/dscf. [§19.901, 40 CFR Part 52, Subpart E, and 40 CFR §60.282(a)(1)(i)]
63. The permittee shall continue to calibrate and maintain a CEMS which records the concentration of SO₂ leaving the recovery furnace (SN-02). The SO₂ monitor shall be operated in accordance with the ADEQ CEMS Conditions and shall be operated at all times including during startup and shutdown. The concentrations of SO₂ shall be corrected to 8% oxygen and averaged over a 12-hour period. The 12-hour average shall be determined as the arithmetic mean of the appropriate 12 contiguous one hour average concentrations. A day shall define two continuous 12-hour periods. The facility may define the day and the two continuous 12-hour periods; however, once the day is defined the facility shall remain consistent and the time which defines a day shall not be changed. [§19.703, §19.901, 40 CFR Part 52, Subpart E, and A.C.A. §8-4-203 as referenced by §8-4-304 and §8-4-311]
64. The permittee shall continue to calibrate and maintain a CEMS which records the concentration of CO leaving the recovery furnace (SN-02). The CO monitor shall be operated in accordance with the ADEQ CEMS Conditions and shall be operated at all times including during startup and shutdown. The concentrations of CO shall be corrected to 8% oxygen and averaged over a 12-hour period. The 12-hour average shall be determined as the arithmetic mean of the appropriate 12 contiguous one hour average concentrations. A day shall define two continuous 12-hour periods. The facility may define the day and the two continuous 12-hour periods; however, once the day is defined the facility shall remain consistent and the time which defines a day shall not be changed. [§19.703, §19.901, 40 CFR Part 52, Subpart E, and A.C.A. §8-4-203 as referenced by §8-4-304 and §8-4-311]
65. The permittee shall continue to calibrate and maintain a CEMS which records the concentration of NO_x leaving the recovery furnace (SN-02). The NO_x monitor shall be

Potlatch Forest Products Corporation - Cypress Bend Mill

Permit: 0271-AOP-R9

AFIN: 21-00036

operated in accordance with the ADEQ CEMS Conditions and shall be operated at all times including during startup and shutdown. The concentrations of NO_x shall be corrected to 8% oxygen. Compliance will be demonstrated on a rolling 30-day average. [§19.703, §19.901, 40 CFR Part 52, Subpart E, and A.C.A. §8-4-203 as referenced by §8-4-304 and §8-4-311]

66. The permittee shall continue to calibrate and maintain a CEMS which records the concentration of TRS leaving the recovery furnace (SN-02). The TRS monitor shall be operated in accordance with the ADEQ CEMS Conditions and shall be operated at all times including during startup and shutdown. The concentrations of TRS shall be corrected to 8% oxygen and averaged over a 12-hour period as specified in 40 CFR Part 60, Subpart BB, Section 60.284(c)(1). [§19.304 and 40 CFR §60.284(a)(2)]
67. The permittee shall continue to calibrate and maintain a continuous opacity monitoring system (COMS) which records the opacity of the gases leaving the recovery furnace (SN-02). The opacity monitor shall be operated in accordance with the ADEQ CEMS Conditions and shall be operated at all times including during startup and shutdown. [§19.901, 40 CFR Part 52, Subpart E, and 40 CFR §60.284(a)(1)]
68. The permittee shall combust black liquor solids, distillate fuel oil, used oil, natural gas, and glycerin in the Recovery Furnace (SN-02). [§19.901, 40 CFR Part 52, Subpart E, A.C.A. §8-4-203 as referenced by §8-4-304 and §8-4-311, and 40 CFR Part 70.6]
69. The permittee shall not fire in excess of 501,875 tons of black liquor solids during any consecutive twelve month period in the Recovery Furnace (SN-02). [§19.901, 40 CFR Part 52, Subpart E, A.C.A. §8-4-203 as referenced by §8-4-304 and §8-4-311, and 40 CFR Part 70.6]
70. The permittee shall maintain monthly records which demonstrate compliance with the limit set in Specific Condition 69. These may be used by the Department for enforcement purposes. Compliance shall be determined by a twelve-month rolling total of the monthly records of black liquor solids fired. Each month's total along with the current rolling total shall be available for inspection by the last day of the month following the month to which the records pertain. These records shall be maintained on site and shall be provided to Department personnel upon request. These records shall be submitted in accordance with General Provision 7. [§19.705, §19.901, and 40 CFR Part 52, Subpart E]
71. When not combusting black liquor solids, the permittee shall only combust natural gas, used oil, and distillate oil with a nitrogen content of 0.3 weight percent or less. In lieu of supplier certifications the permittee may demonstrate compliance with this condition by meeting applicable NO_x limits as verified by CEMS required by Specific Condition 65. [§19.304 and 40 CFR Part 60, Subpart Db]

Potlatch Forest Products Corporation - Cypress Bend Mill

Permit: 0271-AOP-R9

AFIN: 21-00036

72. The permittee shall not exceed 10 percent for the combined annual natural gas + oil capacity factor at the boiler. [§19.304 and 40 CFR Part 60, Subpart Db]
73. The permittee shall record and maintain records of the amount of natural gas, used oil, and distillate oil combusted during each day and calculate the annual capacity factor for each calendar quarter. The annual capacity factor is determined on a 12-month rolling average basis with a new annual capacity factor calculated at the end of each calendar month. [§19.304 and 40 CFR §60.49b(d)]
74. The permittee shall determine the annual capacity factor from each fossil fuel by dividing the actual heat input to the boiler during the calendar year from the combustion of each fossil fuel by the potential heat input to the boiler if the boiler had been operated for 8,760 hours at the maximum design heat input capacity. [§19.304 and 40 CFR §60.49b(d)]
75. The permittee shall limit the sulfur content in the low sulfur (distillate) fuel oil and used oil to 0.5 percent or less. The permittee shall obtain a sulfur content certification from the fuel oil supplier and maintain records of the amount of low-sulfur (distillate) fuel oil combusted in the Recovery Furnace (SN-02). These records shall be maintained on site and shall be provided to Department personnel upon request. These records shall be submitted in accordance with General Provision 7. [§19.304 and 40 CFR §60.49b(r)]
76. Reserved.
77. Reserved.

SN-03
Smelt Dissolving Tank

Source Description

The smelt is dissolved in water to form green liquor, which is transferred to a causticizing tank where quicklime (CaO) is added to convert the solution back to white liquor for return to the digester system. A lime mud precipitates from the causticizing tank, after which it is calcined in the Lime Kiln to regenerate quicklime.

Source SN-03 is the mill's smelt dissolving tank. Smelt flows freely from the Recovery Furnace to the Smelt Dissolving Tank where it is mixed with a weak caustic solution from the mud washing process to become green liquor. Emissions from the Smelt Dissolving Tank are controlled by a dedicated wet venturi and wet packed-bed scrubber system in series. The Smelt Dissolving Tank commenced construction before September 24, 1976, and is therefore not subject to 40 CFR Part 60 Subpart BB.

It should be noted that the permitted and/or actual emissions from this source changed in past permits, the source itself was not being modified. Therefore, this source did not undergo a BACT review for this PSD permit but was considered in the Ambient Air Impact Analysis.

Specific Conditions

78. The permittee shall not exceed the emission limits set forth in the following table for source SN-03. The pound per hour and ton per year pollutant emission limits are based on the maximum capacity of the equipment and are effectively limited by Specific Conditions 69. Compliance is also demonstrated through proper operation of the control equipment and Specific Condition 84. [§19.501 and 40 CFR Part 52, Subpart E]

Pollutant	lb/hr	tpy
PM ₁₀	7.7	30.9
SO ₂	6.0	26.3
VOC	5.1	22.4
Lead	0.01	0.02

79. The permittee shall not exceed the emission limits set forth in the following table for source SN-03. The pound per hour and ton per year pollutant emission limits are based on the maximum capacity of the equipment and are effectively limited by Specific Condition 69. [§19.501, §19.901, and 40 CFR Part 52, Subpart E]

Potlatch Forest Products Corporation - Cypress Bend Mill

Permit: 0271-AOP-R9

AFIN: 21-00036

Pollutant	lb/hr	tpy
NO _x	6.6	26.5

80. The permittee shall not exceed the emission limits set forth in the following table for source SN-03. The pound per hour and ton per year pollutant emission limits are based on the maximum capacity of the equipment and are effectively limited by Specific Condition 69. Compliance is also demonstrated by Specific Condition 85. [§19.501, §19.804, §19.901, and 40 CFR Part 52, Subpart E]

Pollutant	lb/hr	tpy
TRS	1.1	4.3
	0.0168 g H ₂ S/kg BLS based on a 12 hr average	

81. The permittee shall not exceed the emission limits set forth in the following table at source SN-03. The pound per hour and ton per year pollutant emission limits are based on the maximum capacity of the equipment and are effectively limited by Specific Condition 69. [§18.801 and A.C.A. §8-4-203 as referenced by §8-4-304 and §8-4-311]

Pollutant	lb/hr	tpy
Methanol	0.75	3.10
Arsenic	0.01	0.01
Cadmium	0.01	0.01
PM	7.7	30.9

82. The permittee shall not exceed 20% opacity from source SN-03 as measured by EPA Reference Method 9. [§19.503 and 40 CFR Part 52, Subpart E]
83. Weekly observations of the opacity from source SN-03 shall be conducted by personnel familiar with the permittee's visible emissions. The permittee shall accept such observations for demonstration of compliance. The permittee shall maintain personnel trained in EPA Reference Method 9 after the next scheduled, Department sponsored Visible Emissions Training. If visible emissions which appear to be in excess of the permitted opacity are detected, the permittee shall immediately take action to identify the cause of the visible emissions, implement corrective action, and document that visible emissions did not appear to be in excess of the permitted opacity following the corrective action. The permittee shall maintain records which contain the following items in order to demonstrate compliance with this specific condition. These records shall be updated weekly, kept on site, and made available to Department personnel upon request.

Potlatch Forest Products Corporation - Cypress Bend Mill

Permit: 0271-AOP-R9

AFIN: 21-00036

[§19.705 and 40 CFR Part 52, Subpart E]

- a. The date and time of the observation;
 - b. If visible emissions which appeared to be above the permitted limit were detected;
 - c. If visible emissions which appeared to be above the permitted limit were detected, the cause of the exceedance of the opacity limit, the corrective action taken, and if the visible emissions appeared to be below the permitted limit after the corrective action was taken;
 - d. The name of the person conducting the opacity observations.
84. The permittee shall continue to conduct compliance testing for the PM and PM₁₀ emissions from the smelt dissolving tank scrubber (SN-03) using EPA Reference Method 5 and 202. The permittee may report all emissions measured using EPA Reference Method 5 and 202 as PM₁₀ or the permittee may conduct separate PM₁₀ testing using EPA Reference Method 201A and 202. Testing shall be conducted every five years on or before October 1 of applicable years. The permittee shall conduct the compliance testing and subsequent reporting in accordance with Plantwide Condition 3. An hourly emission limit in excess of 7.06 lb/hr will be considered a violation of the annual emission limit. (7.06 lb/hr * 8760 hr/yr * 1 ton/2000 lb = 30.9 tpy) [§19.702 and 40 CFR Part 52, Subpart E]
85. The permittee shall continue to conduct compliance testing for the TRS emissions from the smelt dissolving tank scrubber (SN-03) using EPA Reference Method 16B. The permittee must demonstrate compliance with the lb/hr and the g H₂S/kg BLS limits contained in Specific Condition 80. Testing shall be conducted every five years on or before October 1 of applicable years. The permittee shall conduct the compliance testing and subsequent reporting in accordance with Plantwide Condition 3. [§19.702, §19.901 and 40 CFR Part 52, Subpart E]
86. The permittee shall continuously operate the wet scrubber system whenever the Smelt Dissolving Tank is in operation. Bypassing this control equipment shall be considered a violation of emission limits. The wet scrubber system shall be operated within its design limitations and maintained in serviceable condition at all times. [§19.303 and A.C.A. §8-4-203 as referenced by §8-4-304 and §8-4-311]
87. Reserved.
88. Reserved.
89. Reserved.
90. Reserved.

Potlatch Forest Products Corporation - Cypress Bend Mill
Permit: 0271-AOP-R9
AFIN: 21-00036

SN-01
Lime Kiln

Source Description

Source SN-01 is the mill's lime kiln. Lime is added to green liquor in the Slakers to begin the causticizing process. In this process, quicklime (CaO) is used to regenerate white liquor (Na₂S) from green liquor (Na₂CO₃). Lime mud precipitate (primarily calcium carbonate [CaCO₃]) generated in the causticizing process is calcined in the Lime Kiln to re-generate the CaO. The combustion fuel for the Lime Kiln is natural gas and petroleum coke. The Lime Kiln is also the backup incinerator of the non-condensable gases when the NCG Thermal Oxidizer is unavailable.

The Lime Kiln is principally a source of particulate matter emissions composed of mainly sodium salts, calcium carbonate, and calcium oxide. However, products of combustion are also emitted. Particulate matter emissions from the Lime Kiln are controlled by a venturi scrubber. The Lime Kiln commenced construction before September 24, 1976 and is therefore not subject to 40 CFR Part 60 Subpart BB.

Specific Conditions

91. The permittee shall not exceed the emission limits set forth in the following table for source SN-01. The pound per hour and ton per year pollutant emission limits are based on the maximum capacity of the equipment. Compliance is also demonstrated by Specific Conditions 99, 100, 103, and 108. [§19.501 and 40 CFR Part 52, Subpart E]

Pollutant	lb/hr	tpy
VOC	8.3	36.4
CO	7.8	34.2
NO _x	22.6	99.0
Lead	0.03	0.12

92. The permittee shall not exceed the emission limits set forth in the following table for source SN-01. The pound per hour and ton per year pollutant emission limits are based on the maximum capacity of the equipment. Compliance is also demonstrated by Specific Condition 98. [§19.501, §19.901, and 40 CFR Part 52, Subpart E]

Pollutant	lb/hr	tpy
PM ₁₀	7.6	32.9

Potlatch Forest Products Corporation - Cypress Bend Mill

Permit: 0271-AOP-R9

AFIN: 21-00036

93. The permittee shall not exceed the emission limits set forth in the following table for source SN-01. The pound per hour and ton per year pollutant emission limits are based on the maximum capacity of the equipment. Compliance is also shown by Specific Condition 103 and 105. [§19.501, §19.901, and 40 CFR Part 52, Subpart E]

Pollutant	lb/hr	tpy
SO ₂	10.1	44.1

94. The permittee shall not exceed the emission limits set forth in the following table for source SN-01. The pound per hour and ton per year pollutant emission limits are based on the maximum capacity of the equipment. Compliance is also demonstrated by Specific Condition 102. [§19.501, §19.804, and 40 CFR Part 52 Subpart E]

Pollutant	lb/hr	tpy
TRS	1.7	7.4
	20 ppmv corrected to 10% O ₂ Based on a 12 hr average	

95. The permittee shall not exceed the emission limits set forth in the following table for source SN-01. The pound per hour and ton per year pollutant emission limits are based on the maximum capacity of the equipment. Compliance is also demonstrated by Specific Condition 108. [18.801 and A.C.A. §8-4-203 as referenced by §8-4-304 and §8-4-311]

Pollutant	lb/hr	tpy
PM	7.6	32.9
acetone	0.01	0.03
acetaldehyde	0.06	0.24
carbon disulfide	0.03	0.14
chloroform	0.03	0.11
m-cresol	0.09	0.36
o-cresol	0.04	0.18
methanol	0.29	1.23
MEK	0.01	0.04
cadmium	0.01	0.01

Potlatch Forest Products Corporation - Cypress Bend Mill

Permit: 0271-AOP-R9

AFIN: 21-00036

Pollutant	lb/hr	tpy
mercury	0.01	0.01

96. The permittee shall not exceed 20% opacity from source SN-01 as measured by EPA Reference Method 9. [§19.503 and 40 CFR Part 52, Subpart E]
97. Weekly observations of the opacity from source SN-01 shall be conducted by personnel familiar with the permittee's visible emissions. The permittee shall accept such observations for demonstration of compliance. The permittee shall maintain personnel trained in EPA Reference Method 9. If visible emissions which appear to be in excess of the permitted opacity are detected, the permittee shall immediately take action to identify the cause of the visible emissions, implement corrective action, and document that visible emissions did not appear to be in excess of the permitted opacity following the corrective action. The permittee shall maintain records which contain the following items in order to demonstrate compliance with this specific condition. These records shall be updated weekly, kept on site, and made available to Department personnel upon request. [§19.705 and 40 CFR Part 52, Subpart E]
- a. The date and time of the observation;
 - b. If visible emissions which appeared to be above the permitted limit were detected;
 - c. If visible emissions which appeared to be above the permitted limit were detected, the cause of the exceedance of the opacity limit, the corrective action taken, and if the visible emissions appeared to be below the permitted limit after the corrective action was taken;
 - d. The name of the person conducting the opacity observations.
98. The permittee shall continue to conduct compliance testing for the particulate matter emissions from the lime kiln scrubber (SN-01) using EPA Reference Method 5 and 202. The permittee may report all emissions measured using EPA Reference Method 5 and 202 as PM₁₀ or the permittee may conduct separate PM₁₀ testing using EPA Reference Method 201A and 202. Testing shall be conducted every five years on or before October 1 of applicable years. Testing shall be conducted during the natural gas + pet coke firing scenario. The permittee may test under the natural gas-only scenario if pet coke is no longer used at the time of any required testing. A re-test will be required within 90 days following the use of the pet coke scenario again. Initial testing under the natural gas + pet coke scenario is required within 180 days of issuance of this permit if it has not already been completed. The permittee shall otherwise conduct the compliance testing and subsequent reporting in accordance with Plantwide Condition 3. [§19.702, §19.901, and 40 CFR Part 52, Subpart E]
99. The permittee shall continue to conduct compliance testing for the CO emissions from the lime kiln scrubber (SN-01) using EPA Reference Method 10. Testing shall be conducted every five years on or before October 1 of applicable years. Testing shall be conducted during the natural gas + pet coke firing scenario. The permittee may test under

Potlatch Forest Products Corporation - Cypress Bend Mill

Permit: 0271-AOP-R9

AFIN: 21-00036

- the natural gas-only scenario if pet coke is no longer used at the time of any required testing. A re-test will be required within 90 days following the use of the pet coke scenario again. Initial testing under the natural gas + pet coke scenario is required within 180 days of issuance of this permit if it has not already been completed. The permittee shall otherwise conduct the compliance testing and subsequent reporting in accordance with Plantwide Condition 3. [§19.702 and 40 CFR Part 52, Subpart E]
100. The permittee shall continue to conduct compliance testing for the NO_x emissions from the lime kiln scrubber (SN-01) using EPA Reference Method 7E. Testing shall be conducted every five years on or before October 1 of applicable years. Testing shall be conducted during the natural gas + pet coke firing scenario. The permittee may test under the natural gas-only scenario if pet coke is no longer used at the time of any required testing. A re-test will be required within 90 days following the use of the pet coke scenario again. Initial testing under the natural gas + pet coke scenario is required within 180 days of issuance of this permit if it has not already been completed. The permittee shall otherwise conduct the compliance testing and subsequent reporting in accordance with Plantwide Condition 3. [§19.702 and 40 CFR Part 52, Subpart E]
101. The permittee shall continue to conduct compliance testing for the SO₂ emissions from the lime kiln scrubber (SN-01) using EPA Reference Method 6C. Testing shall be conducted every five years on or before October 1 of applicable years. Testing shall be conducted during the natural gas + pet coke firing scenario. The permittee may test under the natural gas-only scenario if pet coke is no longer used at the time of any required testing. A re-test will be required within 90 days following the use of the pet coke scenario again. Initial testing under the natural gas + pet coke scenario is required within 180 days of issuance of this permit if it has not already been completed. The permittee shall otherwise conduct the compliance testing and subsequent reporting in accordance with Plantwide Condition 3. [§19.702 and 40 CFR Part 52, Subpart E]
102. The permittee shall continue to calibrate and maintain a CEMS which records the concentration of TRS leaving the lime kiln scrubber (SN-01). The TRS monitor shall be operated in accordance with the ADEQ CEMS Conditions. The concentrations of TRS shall be corrected to 10% oxygen and averaged over a 12 hour period. The 12 hour average shall be determined as the arithmetic mean of the appropriate twelve contiguous one hour average concentrations. A day shall define two continuous 12-hour periods. The facility may define the day and the two continuous 12-hour periods; however, once the day is defined the facility shall remain consistent and the time which defines a day shall not be changed. [§19.703, §19.901, 40 CFR Part 52, Subpart E, and A.C.A. §8-4-203 as referenced by §8-4-304 and §8-4-311]
103. The permittee shall combust only natural gas or a combination of natural gas and petroleum coke in the Lime Kiln (SN-01). The permittee shall not combust in excess of 13,505 tons of petroleum coke during any consecutive 12-month period. Natural gas is unrestricted. [§19.901, 40 CFR Part 52, Subpart E, A.C.A. §8-4-203 as referenced by §8-4-304 and §8-4-311, and 40 CFR Part 70.6]

Potlatch Forest Products Corporation - Cypress Bend Mill

Permit: 0271-AOP-R9

AFIN: 21-00036

- 104. The permittee shall maintain monthly records of the amount of petroleum coke combusted in the Lime Kiln (SN-01). Compliance shall be determined by a twelve-month rolling total of monthly pet coke combustion. Records shall be kept on-site and made available to Department personnel upon request. Records shall be submitted in accordance with General Provision 7 of the current permit. [§19.705 and 40 CFR Part 52, Subpart E]
- 105. Petroleum coke sulfur content shall not exceed 7% by weight. [§19.705, A.C.A. §8-4-203 as referenced by §8-4-304 and §8-4-311, and 40 CFR Part 70.6]
- 106. The permittee shall maintain records of supplier's certification of the pet coke sulfur content for each supplier or conduct independent fuel analysis of the pet coke sulfur content. Independent fuel analysis shall use ADEQ-approved methodology. Records shall be kept on-site and made available to Department personnel upon request. [§19.705 and 40 CFR Part 52, Subpart E]
- 107. The permittee shall perform an initial compliance test under the new pet coke firing scenario at SN-01 for the following pollutants using the following methods or other ADEQ-approved test methodology. Testing shall be conducted while combusting petroleum coke and operating at greater than or equal to 90% of the heat input capacity. Petroleum coke usage during testing shall be at a rate at least 90% of the maximum pet coke input as described in Specific Condition 103. Testing shall otherwise be performed in accordance with Plantwide Condition 3. [§19.702 and 40 CFR Part 52, Subpart E]

Pollutant	Test Method
SO ₂	6C
PM and PM ₁₀	5+202 or 201A+202
CO	10
NO _x	7E

- 108. The permittee shall not exceed a Lime Kiln production limit of 62,050 tons of calcium oxide (CaO, quicklime) during any consecutive twelve month period. [§19.705, A.C.A. §8-4-203 as referenced by §8-4-304 and §8-4-311, and 40 CFR Part 70.6]
- 109. The permittee shall maintain monthly records which demonstrate compliance with the limit set in Specific Condition 108. These may be used by the Department for enforcement purposes. Compliance shall be determined by a twelve-month rolling total of the monthly records of calcium oxide (CaO, quicklime) produced. Each month's total along with the current rolling total shall be available for inspection by the last day of the month following the month to which the records pertain. These records shall be maintained on site and shall be provided to Department personnel upon request. These

Potlatch Forest Products Corporation - Cypress Bend Mill

Permit: 0271-AOP-R9

AFIN: 21-00036

records shall be submitted in accordance with General Provision 7. [§19.705 and 40 CFR Part 52, Subpart E]

110. The Lime Kiln shall be used as the backup incinerator of the non-condensable gases from the NCG system when the NCG Thermal Oxidizer is unavailable. The permittee shall not route the non-condensable gases from the NCG system to the NCG Thermal Oxidizer and the Lime Kiln simultaneously. The permittee shall maintain a minimum combustion temperature of 1200°F and a minimum retention time of 0.5 seconds when non-condensable gases are being routed to the Lime Kiln. Compliance with the minimum temperature requirement and minimum retention time shall be demonstrated through the design and proper operation of the equipment. [§19.705, A.C.A. §8-4-203 as referenced by §8-4-304 and §8-4-311, and 40 CFR 70.6]
111. The permittee may use the lime kiln to control HAP emissions from the LVHC system by introducing the HAP emission stream with the primary fuel or into the flame zone. The permittee shall not route the gases from the LVHC system to the NCG Thermal Oxidizer and the lime kiln simultaneously. [§19.304 and 40 CFR §63.443(d)(4)]

NESHAP Subpart MM Requirements

112. From the recovery furnace (SN-02) the permittee shall not exceed a PM concentration of 0.10 gram per dry standard cubic meter (0.044 grain per dry standard cubic foot) corrected to 8% O₂. Compliance shall be demonstrated by the requirements of Specific Conditions 116 and 117. [§19.304 and 40 CFR §63.862(a)(1)(i)(A)]
113. From the Smelt Dissolving Tank (SN-03) the permittee shall not exceed a PM concentration of 0.10 kilograms per megagram (0.20 pounds per ton) of black liquor solids fires. Compliance shall be demonstrated by the requirements of Specific Conditions 116 and 117. [§19.304 and 40 CFR §63.862(a)(1)(i)(B)]
114. From the Lime Kiln (SN-01) the permittee shall not exceed a PM concentration of 0.15 grams per dry standard cubic meter (0.064 grains per dry standard cubic foot) corrected to 10% O₂. Compliance shall be demonstrated by the requirements of Specific Conditions 116 and 117. [§19.304 and 40 CFR §63.862(a)(1)(i)(C)]
115. At the recovery furnace (SN-02) the permittee shall operate a continuous opacity monitoring system (COMS) to determine opacity at least once every successive 10-second period. The permittee shall calculate and record each successive 6-minute average opacity. The COM shall comply with the ADEQ CEMS Conditions. [§19.304 and 40 CFR §63.864(d)(3)]
116. At the Smelt Dissolving Tank (SN-03) and Lime Kiln (SN-01) the permittee shall operate a continuous parameter monitoring system (CPMS) to determine and record the scrubber pressure drop and liquor flow rate. Proper pressure drop and liquor flow shall be determined during performance testing. As an alternative, the permittee may monitor

Potlatch Forest Products Corporation - Cypress Bend Mill
Permit: 0271-AOP-R9
AFIN: 21-00036

scrubber induced draft fan amperage. The minimum fan amperage for proper gas flow is 46 amps. Measurements under either alternative shall include at least 1 reading every 15 minutes and be averaged using a three-hour block average. [§19.304 and 40 CFR §63.864(e)(10)]

117. The permittee shall perform initial stack testing of the Recovery Furnace, Smelt Dissolving Tank, and Lime Kiln for PM using EPA Reference Method 5 or 29. Testing shall be performed in accordance with Plantwide Condition 3. Initial performance testing for the Recovery Furnace, Smelt Dissolving Tank, and Lime Kiln was completed on September 9, 2004, May 26, 2004, and May 25, 2004 respectively and determined to be acceptable by ADEQ. [§19.304 and 40 CFR §63.865(b)(1), and §63.7]
118. The permittee shall develop and maintain a startup, shutdown, and malfunction plan (SSMP) containing procedures to be followed for operating and maintaining the sources during those periods. The plan shall include a program of corrective action for malfunctioning process and control systems used to comply with emission standards. [§19.304 and 40 CFR §63.866(a)]
119. The permittee shall maintain the following records at SN-01, SN-02, and SN-03:
- a. Black liquor solids firing rate for the Recovery Furnace;
 - b. CaO production rates for the Lime Kiln;
 - c. Parameter monitoring data required under §63.864;
 - d. Documentation of supporting calculations for compliance demonstrations made under §63.865(a) through (e), and;
 - e. Monitoring parameter ranges established for each affected source.
- [§19.304 and 40 CFR §63.866(c)(1) through (5)]
120. The permittee shall submit excess emissions reports in accordance with §63.867(c). [§19.304 and §63.867(c)]

SN-12
Lime Bin Loading

Source Description

Fresh lime is received by truck and pneumatically conveyed to the Lime Bin. The lime is transferred to processing through an enclosed conveyor system. The only potential particulate emissions are due to the truck unloading and are controlled with a fabric filter installed on the bin vent.

Specific Conditions

121. The permittee shall not exceed the emission limits set forth in the following table for source SN-12. The pound per hour and ton per year pollutant emission limits are based on the maximum capacity of the equipment. Compliance shall be demonstrated by proper operation of control equipment. [§19.501 and 40 CFR Part 52, Subpart E]

Pollutant	lb/hr	tpy
PM ₁₀	0.6	2.5

122. The permittee shall not exceed the emission limits set forth in the following table for source SN-12. The pound per hour and ton per year pollutant emission limits are based on the maximum capacity of the equipment. Compliance shall be demonstrated by proper operation of control equipment. [§18.801 and A.C.A. §8-4-203 as referenced by A.C.A. §8-4-304 and §8-4-311]

Pollutant	lb/hr	tpy
PM	0.6	2.5

123. The permittee shall not exceed 5% opacity from source SN-12 as measured by EPA Reference Method 9. [§19.503 and 40 CFR Part 52, Subpart E]
124. Weekly observations of the opacity from source SN-12 shall be conducted by personnel familiar with the permittee's visible emissions. The permittee shall accept such observations for demonstration of compliance. The permittee shall maintain personnel trained in EPA Reference Method 9. If visible emissions which appear to be in excess of the permitted opacity are detected, the permittee shall immediately take action to identify the cause of the visible emissions, implement corrective action, and document that visible emissions did not appear to be in excess of the permitted opacity following the corrective action. The permittee shall maintain records which contain the following items in order to demonstrate compliance with this specific condition. These records shall be updated weekly, kept on site, and made available to Department personnel upon request.

Potlatch Forest Products Corporation - Cypress Bend Mill
Permit: 0271-AOP-R9
AFIN: 21-00036

[§19.705 and 40 CFR Part 52, Subpart E]

- a. The date and time of the observation;
- b. If visible emissions which appeared to be above the permitted limit were detected;
- c. If visible emissions which appeared to be above the permitted limit were detected, the cause of the exceedance of the opacity limit, the corrective action taken, and if the visible emissions appeared to be below the permitted limit after the corrective action was taken;
- d. The name of the person conducting the opacity observations.

Potlatch Forest Products Corporation - Cypress Bend Mill

Permit: 0271-AOP-R9

AFIN: 21-00036

Paper Operations

SN-11

Board Machine Vents

Source Description

Source SN-11 is the mill's board machine vents. The mill operates one Board Machine and one extrusion line. The Board Machine is made up of wet end and dry end operations, calender and coating operations, a broke system, and extrusion operations. Emissions from the Board Machine occur primarily from the Fourdrinier vacuum pump exhausts, press section vents, dryer exhaust, and the coating section. This equipment was installed in 1977. Emission limits for this source are based on published emission factors at the time of permit issuance. The development of new or different emissions data which affects the estimated emission limits from this source will not be considered a violation of the pollutant emission limits established in this permit.

In the stock preparation area, the diluted pulp slurry is fed to the low density chests, then through the refiners, a blend chest, a machine chest, and then distributed onto the Fourdrinier Wire of the board machine. Additive feed systems include equipment that store, prepare, and distribute additives throughout the board machine. The operation of the feed additive system varies depending on the grade of paper produced. Some additives such as dyes and biocides are used in small quantities and are stored in totes and drums equipped with metering pumps to transfer the contents directly to the process. Additives, such as starch, used in slightly larger quantities have their own storage tanks and distribution systems.

The diluted pulp slurry is distributed onto the Fourdrinier wire allowing the water to drain into the white water chest. In the Vacuum Pump System, the sheet passes over a series of suction boxes which draw water and moisture laden air from the sheet by a vacuum created by vacuum pumps. The sheet is then pressed through the felts to remove moisture. The sheet is then sent through the dryers.

The Board Machine has four main dryer sections. This includes all the dryers and air exhaust systems that drive off the sheet's remaining moisture. Heat for the drying is provided by steam. The dryers are enclosed with hoods. The hoods are vented by large fans which discharge the hot, moisture laden air through roof vents.

Following the main dryer section, starch is first cooked in a cooker heated by steam and then applied to the paper. The sheet then passes through the fifth section dryers. Following the fifth section dryers are calender stacks, which are a group of stacked rollers through which the paper sheet passes. The sheet then passes through the calender dryers before entering the coatings section where coatings are applied. The coating area stores, mixes, and supplies various chemicals to the board machine. Some high usage chemicals such as latex, calcium carbonate, or clay are delivered in rail cars and are unloaded to the storage tanks. Ammonia is added for pH control. Coatings are dried by coater dryers and small gas-fired infrared dryers. The paper then passes through a second calender stack for finishing and gloss control. Finally, the paper is

Potlatch Forest Products Corporation - Cypress Bend Mill

Permit: 0271-AOP-R9

AFIN: 21-00036

shipped off-site to finishing and converting facilities or to the extrusion line for polyethylene coating application.

The broke system encompasses the pulpers, chests, and equipment that collect trimmings from the sheet during the papermaking processes. Broke is pumped back to the stock preparation for reuse in the papermaking process.

The extrusion line includes two extruders which apply a polyethylene coating to the board. The extrusion plant receives board from the mill's board machine. Rolls of board are loaded onto an unwind stand. The extruded polyethylene is then laminated onto the board. The product is then passed through a treater which enhances the surface quality of the product. The extrusion line also includes rewinding facilities which are used to cut the extruded product to ordered size.

The extruder line is subject to 40 CFR Part 63, Subpart JJJJ which had a compliance date of December 5, 2005. Requirements of Subpart JJJJ may be found in Plantwide Conditions 38 - 41 of this permit.

Specific Conditions

125. The permittee shall not exceed the emission limits set forth in the following table for source SN-11. The pound per hour and ton per year pollutant emission limits are based on the maximum capacity of the equipment and are effectively limited by Plantwide Condition 9. [§19.501 and 40 CFR Part 52, Subpart E]

Pollutant	lb/hr	tpy
VOC	12.8	42.0

126. The permittee shall not exceed the emission limits set forth in the following table for source SN-11. The pound per hour and ton per year pollutant emission limits are based on the maximum capacity of the equipment and are effectively limited by Plantwide Condition 9. [§18.801 and A.C.A. §8-4-203 as referenced by §8-4-304 and §8-4-311]

Pollutant	lb/hr	tpy
NH ₃	3.4	10.5
Acetaldehyde	3.20	10.25
Acrolein	0.12	0.39
Formaldehyde	0.63	2.03
Methanol	2.80	8.75
MEK	0.20	0.65

Potlatch Forest Products Corporation - Cypress Bend Mill
Permit: 0271-AOP-R9
AFIN: 21-00036

Pollutant	lb/hr	tpy
1, 2, 4 – Trichlorobenzene	0.14	0.43
Tetrachloroethylene	0.22	0.71

Potlatch Forest Products Corporation - Cypress Bend Mill
Permit: 0271-AOP-R9
AFIN: 21-00036

SN-34
Off Machine Coater

Source Description

The Off Machine Coater will allow the Extruder line to operate in one of two mutually exclusive modes: (1) normal polyethylene extrusion or (2) off-machine coating (clay-based coating).

The off machine coater is subject to 40 CFR Part 63, Subpart JJJ which had a compliance date of December 5, 2005. Requirements of Subpart JJJ may be found in Plantwide Conditions 38 - 41 of this permit.

Specific Conditions

127. The permittee shall not exceed the emission limits set forth in the following table for source SN-34. The pound per hour and ton per year pollutant emission limits are based on the maximum capacity of the equipment and are effectively limited by Plantwide Condition 13. [§19.501 and 40 CFR Part 52, Subpart E]

Pollutant	lb/hr	tpy
VOC	2.7	1.2

128. The permittee shall not exceed the emission limits set forth in the following table for source SN-34. The pound per hour and ton per year pollutant emission limits are based on the maximum capacity of the equipment and are effectively limited by Plantwide Condition 13. [§18.801 and A.C.A. §8-4-203 as referenced by §8-4-304 and §8-4-311]

Pollutant	lb/hr	tpy
Acetaldehyde	0.63	0.29
Acrolein	0.02	0.01
Formaldehyde	0.13	0.06
Methanol	0.54	0.25
1, 2, 4 – Trichlorobenzene	0.03	0.01
Tetrachloroethylene	0.04	0.02
Ammonia	3.55	1.61
MEK	0.04	0.02

SN-35
Gas Dryer

Source Description

The gas dryer is subject to 40 CFR Part 63, Subpart JJJJ which had a compliance date of December 5, 2005. Requirements of Subpart JJJJ may be found in Plantwide Conditions 38 - 41 of this permit.

Specific Conditions

129. The permittee shall not exceed the emission limits set forth in the following table for source SN-35. The pound per hour and ton per year pollutant emission limits are based on the maximum capacity of the equipment and are effectively limited by Plantwide Condition 13. [§19.501 and 40 CFR Part 52, Subpart E]

Pollutant	lb/hr	tpy
PM ₁₀	0.1	0.1
SO ₂	0.1	0.1
VOC	0.1	0.1
CO	0.3	1.0
NO _x	0.3	1.2

130. The permittee shall not exceed the emission limits set forth in the following table for source SN-35. The pound per hour and ton per year pollutant emission limits are based on the maximum capacity of the equipment and are effectively limited by Plantwide Condition 13. [§18.801 and A.C.A. §8-4-203 as referenced by §8-4-304 and §8-4-311]

Pollutant	lb/hr	tpy
PM	0.1	0.1
Arsenic	0.01	0.01
Cadmium	0.01	0.01
Formaldehyde	0.01	0.01
Mercury	0.01	0.01
MEK	0.04	0.02
Ammonia	3.55	1.61

Wastewater Treatment Operations

The Cypress Bend Mill treats an average of 14 to 15 million gallons of wastewater (maximum of 20 million gallons) per day in their wastewater treatment plant (WWTP). Wastewater treatment nutrients are added at the Process Lift Station and the Primary Waste Clarifier to enhance biological activity. Fiber and other heavy particles settle in the clarifier. Underflow, known as primary sludge, is sent to a sludge blending tank and then to the Sludge Press Filter. The sludge is separated from the flow and disposed of in the landfill. The overflow from the Primary Waste Clarifier is combined with the acid sewer stream. This combined flow is sent to the Emergency Clarifier where flocculent is settled from the flow. The effluent then travels through an Inorganic Basin and enters the Aeration Stabilization Basin (ASB). The effluent from the ASB is sent to a holding Final Retention Basin. The treated effluent is ultimately discharged into the Mississippi River.

The following six sources comprise the WWTP at the Cypress Bend Mill.

- Primary Clarifier
- Sludge Press Filter
- Emergency Clarifier
- Inorganic Solids Basin
- Aeration Stabilization Basin
- Final Retention Basin

Primary Clarifier

The Primary Clarifier is the first step in the wastewater treatment process at the mill. Organic material present in the wastewater is treated, and fiber and solid particles present in the wastewater are allowed to settle. Because of the small surface area of this unit compared to the ASB, the amount of fugitive VOC emissions expected from the Primary Clarifier is expected to be low.

Sludge Press Filter

The Sludge Press Filter extracts wastewater from the sludge generated in the wastewater treatment operations. The filtered sludge is landfilled while the extracted wastewater is returned to the WWTP for further processing. A low amount of fugitive VOC emissions is expected from the Sludge Press Filter.

Emergency Clarifier and Inorganic Solids Basin

The Emergency Clarifier and Inorganic Solids Basin provide additional residence time for solids present in the wastewater to settle before being discharged into the ASB.

Potlatch Forest Products Corporation - Cypress Bend Mill

Permit: 0271-AOP-R9

AFIN: 21-00036

Final Retention Basin

The Final Retention Basin provides additional stabilization time for treated effluent prior to discharge into the Mississippi River. Because of both the passive nature of this process and the fact that most of the VOCs were previously emitted in the Aeration Stabilization Basin, fugitive VOC emissions from the Final Retention Basin are expected to be low.

Potlatch Forest Products Corporation - Cypress Bend Mill
Permit: 0271-AOP-R9
AFIN: 21-00036

SN-08
Waste Water Treatment System

Source Description

Source SN-08 is the mill's Waste Water Treatment System (WWTS). It consists of a Primary Clarifier, Zipse's Pond, an Emergency Clarifier, an Inorganic Basin, an Aeration Stabilization Basin (ASB) and a Final Retention Basin (FRB). Potential emissions are estimated using EPA's Water 9 model and NCASI's SARA 313 Form R Reporting Guidance. Sources are bubbled as one area source for the permitting purposes.

Specific Conditions

131. The permittee shall not exceed the emission limits set forth in the following table for source SN-08. The pound per hour and ton per year pollutant emission limits are based on the maximum capacity of the equipment and are effectively limited by Plantwide Condition 8. [§19.501 and 40 CFR Part 52, Subpart E]

Pollutant	lb/hr	tpy
VOC	184.6	808.2

132. The permittee shall not exceed the emission limits set forth in the following table for source SN-08. The pound per hour and ton per year pollutant emission limits are based on the maximum capacity of the equipment and are effectively limited by Plantwide Condition 8. [§18.801 and A.C.A. §8-4-203 as referenced by §8-4-304 and §8-4-311]

Pollutant	lb/hr	tpy
Chloroform	4.20	18.40
Methanol	180.31	789.78

133. Reserved.

134. Reserved.

135. Source SN-08 is subject to the applicable provisions of 40 CFR Part 63, Subpart A - *General Provisions* and 40 CFR Part 63, Subpart S - *National Emission Standards for Hazardous Air Pollutants from the Pulp and Paper Industry*. A copy of Subpart S has been included in Appendix F of this permit. The applicable provisions of this subpart include, but are not necessarily limited to, the items found in Specific Conditions 136 to 142. In the event there is a published change in emissions estimates or water modeling procedures, the Facility will not be considered out of compliance with the mass emissions as listed in Specific Conditions 131 and 132.

Potlatch Forest Products Corporation - Cypress Bend Mill

Permit: 0271-AOP-R9

AFIN: 21-00036

136. The requirements of this section apply to owners and operators of Kraft processes subject to the requirements NESHAP Subpart S. The pulping process condensates from the following equipment systems shall be treated to meet the requirements specified in §63.446(c), (d), and (e) (Specific Conditions 137, 138, and 139, respectively): [§19.304 and 40 CFR §63.446(a) and (b)]
- a. Each digester system;
 - b. Each turpentine recovery system;
 - c. Each evaporator stage where weak liquor is introduced (feed stages) in the evaporator system;
 - d. HVLC collection system; and
 - e. LVHC collection system.
137. One of the following combinations of HAP-containing pulping process condensates generated, produced, or associated with the equipment systems listed in §63.446(b) (Specific Condition 136) shall be collected according to the requirements of §63.446. [§19.304 and 40 CFR §63.446(c)]
- a. All pulping process condensates from the equipment systems specified in paragraphs §63.446(b)(1) through §63.446(b)(5) (Specific Condition 136a-e).
 - b. The combined pulping process condensates from the equipment systems specified in paragraphs §63.446(b)(4) and §63.446(b)(5) (Specific Condition 136d-e), plus pulping process condensate stream(s) that in total contain at least 65 percent of the total HAP mass from the pulping process condensates from equipment systems listed in paragraphs §63.446(b)(1) through §63.446(b)(3) (Specific Condition 136a-c).
 - c. The pulping process condensates from equipment systems listed in paragraphs §63.446(b)(1) through §63.446(b)(5) (Specific Condition 136a-e) that in total contain a total HAP mass of 5.5 kilograms or more of total HAP per megagram (11.1 pounds per ton) of ODP for mills that perform bleaching.
138. The pulping process condensates from the equipment systems listed in §63.446(b) (Specific Condition 136) shall be conveyed in a closed collection system that is designed and operated to meet the requirements specified in §63.446(d)(1) and (d)(2). [§19.304 and 40 CFR §63.446(d)]
- a. Each enclosed collection system shall meet the individual drain system requirements specified in §§63.960, 63.961, and 63.962 of NESHAP Subpart RR, except for closed-vent systems and control devices shall be designed and operated in accordance with §§63.443(d) and 63.450, instead of in accordance with §63.693 as specified in §63.962(a)(3)(ii), (b)(3)(ii)(A), and (b)(3)(ii)(B)(5)(iii); and
 - b. If a condensate tank is used in the closed collection system, the tank shall meet the following requirements:

Potlatch Forest Products Corporation - Cypress Bend Mill
Permit: 0271-AOP-R9
AFIN: 21-00036

- i. The fixed roof and all openings (e.g., access hatches, sampling ports, gauge wells) shall be designed and operated with no detectable leaks as indicated by an instrument reading of less than 500 ppm above background, and vented into a closed-vent system that meets the requirements in §63.450 and routed to a control device that meets the requirements in §63.443(d); and
 - ii. Each opening shall be maintained in a closed, sealed position (e.g., covered by a lid that is gasketed and latched) at all times that the tank contains pulping process condensates or any HAP removed from a pulping process condensate stream except when it is necessary to use the opening for sampling, removal, or for equipment inspection, maintenance, or repair.

139. Each pulping process condensate from the equipment systems specified in §63.446 (b) (Specific Condition 136) shall be treated according to one of the following options: [§19.304 and 40 CFR §63.446(e)]
 - a. Recycle the pulping process condensate to an equipment system specified in §63.443(a) meeting the requirements specified in §63.443(c) and (d); or
 - b. Discharge the pulping process condensate below the liquid surface of a biological treatment system and treat the pulping process condensates to meet the requirements specified in paragraph (e)(3), (4), or (5) of this section, and total HAP shall be measured as specified in §63.457(g); or
 - c. Treat the pulping process condensates to reduce or destroy the total HAPs by at least 92 percent or more by weight; or
 - d. At mills that do not perform bleaching, treat the pulping process condensates to remove 3.3 kilograms or more of total HAP per megagram (6.6 pounds per ton) of ODP, or achieve a total HAP concentration of 210 parts per million or less by weight at the outlet of the control device; or
 - e. At mills that perform bleaching, treat the pulping process condensates to remove 5.1 kilograms or more of total HAP per megagram (10.2 pounds per ton) of ODP, or achieve a total HAP concentration of 330 ppm or less by weight at the outlet of the control device.

140. Each HAP removed from a pulping process condensate stream during treatment and handling under §63.446(d) or (e) (Specific Conditions 138 and 139, respectively), except for those treated according to §63.446(e)(2), shall be controlled as specified in §63.443 (c) and (d). [§19.304 and 40 CFR §63.446(f)]

141. Each owner or operator using a biological treatment system to comply with 40 CFR §63.446(e)(2) shall perform the daily monitoring procedures specified in either paragraph a or b below and shall conduct a performance test each quarter using the procedures specified in paragraph c. [§19.304 and 40 CFR §63.453(j)]
 - a. Comply with the following monitoring and sampling requirements specified in §63.453(j)(1)(i) and (ii).

Potlatch Forest Products Corporation - Cypress Bend Mill

Permit: 0271-AOP-R9

AFIN: 21-00036

- i. On a daily basis, monitor the following parameters for each biological treatment unit:
 1. Composite daily sample of outlet soluble BOD5 concentration to monitor for maximum daily and maximum monthly average;
 2. Mixed liquor volatile suspended solids;
 3. Horsepower of aerator unit(s);
 4. Inlet liquid flow; and
 5. Liquid temperature.
 - ii. If the Inlet and Outlet Concentration Measurement Procedure (Procedure 3) in Appendix C of 40 CFR Part 63 is used to determine the fraction of HAP compounds degraded in the biological treatment system as specified in §63.457(l), conduct the following sampling and archival requirements specified in §63.453(j)(1)(ii)(A) and (B).
 1. Obtain daily inlet and outlet liquid grab samples from each biological treatment unit to have HAP data available to perform quarterly percent reduction tests specified in §63.453(j)(3) and the compliance tests specified in paragraph (p) of this section.
 2. Store the samples as specified in §63.457(n) until after the results of the soluble BOD5 test required in paragraph §63.453(j)(1)(i)(A) are obtained. The storage requirement is needed since the soluble BOD5 test requires five days or more to obtain results. If the results of the soluble BOD5 test are outside of the range established during the initial performance test, then the archive sample shall be used to perform the mass removal or percent reduction determinations.
 - b. As an alternative to option 1 [§63.457(j)(1)], conduct daily monitoring of the site-specific parameters established according to the procedures set forth in paragraph (n) of §63.457.
 - c. Conduct a performance test as specified in §63.457(l) within 45 days after the beginning of each quarter and meet the applicable limit in §63.446(e)(2).
 - i. The performance test conducted in the first quarter (annually) shall be performed for total HAP as specified in §63.457(g) and meet the percent reduction or mass removal emission limit specified in §63.446(e)(2).
 - ii. The remaining quarterly performance tests shall be performed as specified in paragraph (3)(i) of this section except owners or operators may use the applicable methanol procedure in §63.457(l)(1) or (2) and the value of r determined during the first quarter test instead of measuring the additional HAP to determine a new value of r.
142. Each owner or operator of a biological treatment system complying with §63.453(j) (Specific Condition 141) shall perform all the following requirements when the monitoring parameters specified in §63.453(j)(1)(i)(A) through (C) or any of the monitoring parameters specified in paragraph (j)(2) of this section are below minimum operating parameter values or above maximum operating parameter values established in paragraph (n) of this section. [§19.304 and 40 CFR §63.453(p)]

Potlatch Forest Products Corporation - Cypress Bend Mill
Permit: 0271-AOP-R9
AFIN: 21-00036

- a. The following shall occur and be recorded as soon as practical:
 - i. Before the steps in §63.453(p)(1)(ii) or (iii) are performed, all sampling and measurements necessary to meet the requirements in paragraph (p)(2) of this section shall be conducted;
 - ii. Steps shall be taken to repair or adjust the operation of the process to end the parameter excursion period; and
 - iii. Steps shall be taken to minimize total HAP emissions to the atmosphere during the parameter excursion period.
- b. A parameter excursion is not a violation of the applicable emission standard if the percent reduction test specified in §63.453(p)(1)(i) demonstrates compliance with §63.446(e)(2), and no maintenance or changes have been made to the process or control device after the beginning of a parameter excursion that would influence the results of the determination.

Tanks, Landfill, and Miscellaneous Operations

SN-21 and SN-22
Weak Black Liquor Tanks

Source Description

Sources SN-21 and SN-22 are the weak black liquor storage tanks for the mill. These are fixed roof above ground storage tanks. Spent cooking liquor and the pulp wash water are combined to form a weak black liquor which is stored in these tanks. The weak black liquor is stored prior to further processing the evaporator train at the mill. These tanks were installed in 1977 and are therefore not subject to regulation under the New Source Performance Standards (NSPS) Subpart Kb - *Standards of Performance for Volatile Organic Liquid Storage Vessels (Including Petroleum Liquid Storage Vessels) for Which Construction, Reconstruction, or Modification Commenced after July 23, 1984.*

Specific Conditions

143. The permittee shall not exceed the emission limits set forth in the following table for sources SN-21 and SN-22 combined. The pound per hour and ton per year pollutant emission limits are based on the maximum capacity of the equipment and are effectively limited by Plantwide Condition 8. [§19.501 and 40 CFR Part 52, Subpart E]

Pollutant	lb/hr	tpy
VOC	17.8	9.6

144. The permittee shall not exceed the emission limits set forth in the following table for sources SN-21 and SN-22 combined. The pound per hour and ton per year pollutant emission limits are based on the maximum capacity of the equipment and are effectively limited by Plantwide Condition 8. [§18.801 and A.C.A. §8-4-203 as referenced by §8-4-304 and §8-4-311]

Pollutant	lb/hr	tpy
Methanol	17.80	9.60

SN-24
Methanol Tank

Source Description

Source SN-24 is the mill's methanol tank. The methanol tank is an above ground, vertical, fixed roof storage tank with a capacity of approximately 36,100 gallons. This tank was installed in 1989 and is therefore subject to regulation under the New Source Performance Standards (NSPS) Subpart Kb - *Standards of Performance for Volatile Organic Liquid Storage Vessels (Including Petroleum Liquid Storage Vessels) for Which Construction, Reconstruction, or Modification Commenced after July 23, 1984.*

Specific Conditions

145. The permittee shall not exceed the emission limits set forth in the following table for sources SN-24. The pound per hour and ton per year pollutant emission limits are based on the maximum capacity of the equipment and are effectively limited by Specific Condition 147. [§19.501 and 40 CFR Part 52, Subpart E]

Pollutant	lb/hr	tpy
VOC	44.6	0.5

146. The permittee shall not exceed the emission limits set forth in the following table for source SN-24. The pound per hour and ton per year pollutant emission limits are based on the maximum capacity of the equipment and are effectively limited by Specific Condition 147. [§18.801 and A.C.A. §8-4-203 as referenced by §8-4-304 and §8-4-311]

Pollutant	lb/hr	tpy
Methanol	44.60	0.50

147. Throughput at SN-24 shall not exceed 500,000 gallons of methanol during any consecutive twelve month period. [§19.705, A.C.A. §8-4-203 as referenced by §8-4-304 and §8-4-311, and 40 CFR Part 70.6]
148. The permittee shall maintain records which demonstrate compliance with the limit set in Specific Condition 147. These may be used by the Department for enforcement purposes. Compliance shall be determined by a twelve-month rolling total of the monthly records of methanol throughput. Each month's total along with the current rolling total shall be available for inspection by the last day of the month following the month to which the records pertain. These records shall be maintained on site and shall be provided to Department personnel upon request. These records shall be submitted in accordance with General Provision 7. [§19.705 and 40 CFR Part 52, Subpart E]

Potlatch Forest Products Corporation - Cypress Bend Mill

Permit: 0271-AOP-R9

AFIN: 21-00036

149. The permittee shall maintain readily accessible records showing the dimension of the storage vessel and an analysis showing the capacity of the storage vessel. These records shall be maintained for the life of the storage vessel. [§19.304 and 40 CFR Part 60.116b(b)]

150. The permittee shall maintain a record of the volatile organic liquid (VOL) stored in the storage vessel, the period of storage, and the maximum true vapor pressure of that VOL during the respective storage period. These records shall be maintained for a period of two years following the date of the records. [§19.304 and 40 CFR Part 60.116b(c)]

SN-25
Green Liquor Storage Tank

Source Description

Source SN-25 is the Green Liquor Storage Tank at the mill. This is an above ground, vertical, fixed roof storage tank with a capacity of 1.2 million gallons. The smelt from the smelt dissolving tank is dissolved in water to form green liquor. The green liquor is stabilized in the Green Liquor Stabilization Tank and then clarified in the Green Liquor Clarifier. Once the green liquor is fully processed, it is stored in the Green Liquor Storage Tank to await further processing.

Specific Conditions

151. The permittee shall not exceed the emission limits set forth in the following table for sources SN-25. The pound per hour and ton per year pollutant emission limits are based on the maximum capacity of the equipment and are effectively limited by Specific Conditions 69 and 108 and by Plantwide Condition 8. [§19.501 and 40 CFR Part 52, Subpart E]

Pollutant	lb/hr	tpy
VOC	0.1	0.3

152. The permittee shall not exceed the emission limits set forth in the following table. The permittee shall demonstrate compliance with this condition by Conditions 69 and 108 and by Plantwide Condition 8. [§18.801, and A.C.A. §8-4-203 as referenced by §8-4-304 and §8-4-311]

Pollutant	lb/hr	tpy
Methanol	0.10	0.30

SN-26
White Liquor Storage Tank

Source Description

Source SN-26 is the white liquor storage tank at the mill. This is an above ground, vertical, fixed roof storage tank with a capacity of 360,000 gallons. Lime is added to green liquor in the Slakers to begin the causticizing process. In this process, quicklime (CaO) is used to regenerate white liquor (Na₂S) from green liquor (Na₂CO₃). After the white liquor is fully processed, it is sent to the White Liquor Storage Tank to be stored until needed in the Digesters for cooking of the pulping material.

Specific Conditions

153. The permittee shall not exceed the emission limits set forth in the following table for sources SN-26. The pound per hour and ton per year pollutant emission limits are based on the maximum capacity of the equipment and are effectively limited by Specific Conditions 69 and 108 and by Plantwide Condition 8. [§19.501 and 40 CFR Part 52, Subpart E]

Pollutant	lb/hr	tpy
VOC	0.2	0.6

154. The permittee shall not exceed the emission limits set forth in the following table. The permittee shall demonstrate compliance with this condition by Specific Conditions 69 and 108 and by Plantwide Condition 8. [§18.801 and A.C.A. §8-4-203 as referenced by §8-4-304 and §8-4-311]

Pollutant	lb/hr	tpy
Methanol	0.20	0.60

Potlatch Forest Products Corporation - Cypress Bend Mill
Permit: 0271-AOP-R9
AFIN: 21-00036

SN-05
NCG Thermal Oxidizer

Source Description

Source SN-05 is the Non-Condensable Gas (NCG) Thermal Oxidizer at the mill. Non-condensable gases from several pulp mill sources are collected and routed to the NCG Thermal Oxidizer for incineration. The Evaporator vents, Turpentine system, Digester vents, and Blow Tank condensers are all part of the NCG system at the Cypress Bend Mill. The Lime Kiln is used as the backup unit for the incineration of the NCGs.

The current NCG Thermal Oxidizer was installed after September 24, 1976, and is therefore subject to 40 CFR Part 60 Subpart BB for retention time and temperature. In order to comply with 40 CFR Part 63, Subpart S, Potlatch installed a new NCG Thermal Oxidizer in 2000. The thermal oxidizer incinerates gases from the LVHC system.

Specific Conditions

155. The permittee shall not exceed the emission limits set forth in the following table for source SN-05. The pound per hour and ton per year pollutant emission limits are based on the maximum capacity of the equipment and are effectively limited by Specific Condition 159 and 160 and Plantwide Condition 8. [§19.501 and 40 CFR Part 52, Subpart E]

Pollutant	lb/hr	tpy
PM ₁₀	3.2	14.0
SO ₂	9.0	39.0
VOC	9.0	39.0
CO	22.6	99.0
NO _x	8.7	38.0
TRS	0.4	1.7

156. The permittee shall not exceed the emission limits set forth in the following table for source SN-05. The pound per hour and ton per year pollutant emission limits are based on the maximum capacity of the equipment and are effectively limited by Specific Condition 159 and Plantwide Condition 8. [§18.801 and A.C.A. §8-4-203 as referenced by §8-4-304 and §8-4-311]

Potlatch Forest Products Corporation - Cypress Bend Mill
Permit: 0271-AOP-R9
AFIN: 21-00036

Pollutant	lb/hr	tpy
PM	3.2	14.0
Acetone	0.01	0.03
Methanol	0.23	0.98
Acetaldehyde	0.01	0.03
Formaldehyde	0.26	1.14
MEK	0.01	0.02
1, 2, 4 - Trichlorobenzene	0.04	0.17

157. The permittee shall not exceed 20% opacity from source SN-05 as measured by EPA Reference Method 9. [§18.501 and A.C.A. §8-4-203 as referenced by §8-4-304 and §8-4-311]
158. Weekly observations of the opacity from source SN-05 shall be conducted by personnel familiar with the permittee's visible emissions. The permittee shall accept such observations for demonstration of compliance. The permittee shall maintain personnel trained in EPA Reference Method 9. If visible emissions which appear to be in excess of the permitted opacity are detected, the permittee shall immediately take action to identify the cause of the visible emissions, implement corrective action, and document that visible emissions did not appear to be in excess of the permitted opacity following the corrective action. The permittee shall maintain records which contain the following items in order to demonstrate compliance with this specific condition. These records shall be updated daily, kept on site, and made available to Department personnel upon request. [§18.1004 and A.C.A. §8-4-203 as referenced by §8-4-304 and §8-4-311]
- a. The date and time of the observation;
 - b. If visible emissions which appeared to be above the permitted limit were detected;
 - c. If visible emissions which appeared to be above the permitted limit were detected, the cause of the exceedance of the opacity limit, the corrective action taken, and if the visible emissions appeared to be below the permitted limit after the corrective action was taken;
 - d. The name of the person conducting the opacity observations.
159. The permittee shall only fire natural gas and non-condensable gases in the NCG Thermal Oxidizer. [§19.705, A.C.A. §8-4-203 as referenced by §8-4-304 and §8-4-311, and 40 CFR 70.6]
160. The permittee shall continue to conduct compliance testing for the SO₂ emissions from the NCG Thermal Oxidizer scrubber (SN-05) using EPA Reference Method 6C or an ADEQ approved methodology. Testing shall be conducted every five years on or before

Potlatch Forest Products Corporation - Cypress Bend Mill

Permit: 0271-AOP-R9

AFIN: 21-00036

October 1 of applicable years. The permittee shall conduct the compliance testing and subsequent reporting in accordance with Plantwide Condition 3. [§19.702 and 40 CFR Part 52, Subpart E]

161. Source SN-05 is subject to the applicable provisions of 40 CFR Part 60, Subpart A - *General Provisions* and 40 CFR Part 60, Subpart BB - *Standards of Performance for Kraft Pulp Mills* because it controls emissions from sources which are subject to this subpart. A copy of Subpart BB may be found in Appendix A of this permit. The applicable provisions of this subpart include, but are not limited to, the items found in Specific Conditions 162 and 163.
162. The permittee shall maintain the NCG thermal oxidizer so that a minimum combustion temperature of 1200°F and a minimum retention time of 0.5 seconds is maintained. Compliance with the minimum temperature requirement shall be demonstrated through compliance with Specific Condition 163, and compliance with the minimum retention time is demonstrated through the design and proper operation of the equipment. This condition is superseded by 40 CFR §63.443(d)(3). Compliance with this condition is demonstrated by Specific Condition 167 and 168. [§19.705, §19.304, A.C.A. §8-4-203 as referenced by §8-4-304 and §8-4-311, 40 CFR Part 70.6, and 40 CFR §60.282]
163. The permittee shall continue to calibrate and maintain a monitoring device which measures and records the combustion temperature at the point of incineration of the effluent gases which are emitted from the NCG thermal oxidizer. The monitor is to be certified by the manufacturer to be accurate within +/- 1% of the temperature being measured. [§19.705, §19.304, 40 CFR Part 52, Subpart E, A.C.A. §8-4-203 as referenced by §8-4-304 and §8-4-311, and 40 CFR §60.284]
164. The permittee shall not route the non-condensable gases from the NCG system to the NCG Thermal Oxidizer and the Lime Kiln simultaneously. [§19.705, A.C.A. §8-4-203 as referenced by §8-4-304 and §8-4-311, and 40 CFR 70.6]
165. Reserved.
166. The NCG Thermal Oxidizer is subject to the applicable provisions of 40 CFR Part 63, Subpart A - *General Provisions* and 40 CFR Part 63, Subpart S - *National Emission Standards for Hazardous Air Pollutants from the Pulp and Paper Industry* because it will incinerate emissions from the LVHC and the HVLC systems. A copy of Subpart S may be found in Appendix F of this permit. The applicable provisions of this subpart include, but are not necessarily limited to, the items found in Specific Conditions 167 and 168.
167. The thermal oxidizer shall reduce HAP emissions by one of the following three options (except as otherwise allowed by 40 CFR Part 63 Subpart S): (1) reduce total HAP emissions by 98 percent or more by weight; or (2) reduce the total HAP concentration at the outlet to 20 parts per million or less by volume, corrected to 10 percent oxygen on a dry basis; or (3) be designed and operated at a minimum temperature of 1,600 °F and a

Potlatch Forest Products Corporation - Cypress Bend Mill

Permit: 0271-AOP-R9

AFIN: 21-00036

minimum residence time of 0.75 seconds. [§19.304 and 40 CFR §63.443(d)]

168. A continuous monitoring system (CMS) shall be operated in the firebox or in the ductwork immediately downstream of the firebox and before any substantial heat exchange occurs for each thermal oxidizer used to comply with the requirements of §63.443(d)(1) through (d)(3). Owners and operators complying with the HAP concentration requirements in §63.443(d)(2) may install a CMS to monitor the thermal oxidizer outlet total HAP or methanol concentration, as an alternative to monitoring thermal oxidizer operating temperature. [§19.304 and 40 CFR §63.453(b)]

CAM Requirements

169. The permittee shall not operate the NCG Thermal Oxidizer Scrubber (SN-05) with a scrubber liquor flow less than 400 gallons per minute and at a pH lower than 9.0. Scrubber flow and pH compliance will be based on 3-hour block averages. [§19.705, A.C.A. §8-4-203 as referenced by §8-4-304 and §8-4-311, and 40 CFR 70.6 and 40 CFR Part 64]
170. The permittee shall install and operate a scrubber recirculation flow monitor and pH monitor at SN-05 to verify recirculation flow and pH. The permittee shall keep daily records in a log kept of the two monitor's readings. Records shall be kept on-site, made available to Department personnel upon request, and submitted in accordance with General Provision 7. [§19.705, 40 CFR Part 52, and 40 CFR Part 64]

Potlatch Forest Products Corporation - Cypress Bend Mill
Permit: 0271-AOP-R9
AFIN: 21-00036

SN-16F and SN-27F
Pulp Storage Chests and Hardwood High Density Tower

Source Description

Sources SN-16F and SN-27F are the mill's pulp storage chests. There are six large pulp storage chests located at the Cypress Bend Mill. Additionally, there are several smaller pulp storage chests located throughout the facility to provide equalization between processes. The six large storage chests are over an order of magnitude larger than the smaller chests, therefore only emissions from the larger chests have been quantified. This equipment was last modified in 1996. Emission limits for this source are based on published emission factors at the time of permit issuance. The development of new or different emissions data which affects the estimated emission limits from this source will not be considered a violation of the pollutant emission limits established in this permit.

Specific Conditions

171. The permittee shall not exceed the emission limits set forth in the following table for sources SN-16F and SN-27F. The pound per hour and ton per year pollutant emission limits are based on the maximum capacity of the equipment and are effectively limited by Plantwide Condition 8. [§19.501 and 40 CFR Part 52, Subpart E]

Source	Pollutant	lb/hr	tpy
16F	VOC	5.2	22.6
27F	VOC	1.1	4.5

Potlatch Forest Products Corporation - Cypress Bend Mill

Permit: 0271-AOP-R9

AFIN: 21-00036

SN-17F

Landfill Operations

Source Description

Source SN-17F is the mill's Landfill Operations. Landfill Operations include the disposal of wastewater sludge, slaker grits, dregs, and lime. As organic waste decomposes in the landfill, carbon dioxide and a variety of VOCs, mainly methane, are released to the atmosphere.

Specific Conditions

172. The permittee shall not exceed the emission limits set forth in the following table for source SN-17F. The pound per hour and the ton per year pollutant emission limits are effectively limited by Specific Condition 174. [§19.501 and 40 CFR Part 52, Subpart E]

Pollutant	lb/hr	tpy
VOC	5.5	23.9
PM ₁₀	0.2	0.1

173. The permittee shall not exceed the emission limits set forth in the following table for source SN-17F. The pound per hour and the ton per year pollutant emission limits are effectively limited by Specific Condition 174. [§18.801 and A.C.A. §8-4-203 as referenced by §8-4-304 and §8-4-311]

Pollutant	lb/hr	tpy
PM	0.3	0.1

174. The landfill shall not accept in excess of 150,000 cubic yards of waste per twelve consecutive months. [§19.705, A.C.A. §8-4-203 as referenced by §8-4-304 and §8-4-311, and 40 CFR 70.6]
175. The permittee shall maintain records which demonstrate compliance with the limit set in Specific Condition 174. These may be used by the Department for enforcement purposes. The records required for solid waste purposes will suffice for this recordkeeping requirement. These records shall be maintained on site and shall be provided to Department personnel upon request. These records shall be submitted in accordance with General Provision 7. [§19.705 and 40 CFR Part 52, Subpart E]

Potlatch Forest Products Corporation - Cypress Bend Mill
Permit: 0271-AOP-R9
AFIN: 21-00036

SN-28
Multi-use Tank

Source Description

SN-28 is a multi-use tank. The tank is used to store weak black liquor, or similar process streams having a vapor pressure less than black liquor (including green liquor). This is a fixed roof above ground storage tank with a capacity of 360,000 gallons. This tank is not subject to regulation under the New Source Performance Standards (NSPS) Subpart Kb - *Standards of Performance for Volatile Organic Liquid Storage Vessels (Including Petroleum Liquid Storage Vessels) for which Construction, Reconstruction, or Modification commenced after July 23, 1984*. The tank has not been modified since before the effective date.

Specific Conditions

176. The permittee shall not exceed the emission limits set forth in the following table for SN-28. The pound per hour and ton per year pollutant emission limits are based on the maximum capacity of the equipment and are effectively limited by Plantwide Condition 8. [§19.501 and 40 CFR Part 52, Subpart E]

Pollutant	lb/hr	tpy
VOC	17.8	9.6

177. The permittee shall not exceed the emission limits set forth in the following table for SN-28. The pound per hour and ton per year pollutant emission limits are based on the maximum capacity of the equipment and are effectively limited by Plantwide Condition 8. [§18.801 and A.C.A §8-4-203 as referenced by §8-4-304 and §8-4-311]

Pollutant	lb/hr	tpy
Methanol	17.80	9.60

Potlatch Forest Products Corporation - Cypress Bend Mill

Permit: 0271-AOP-R9

AFIN: 21-00036

SN-29

NCG Collection System

Source Description

The permittee requests that source number SN-29 be given to the NCG Collection System. Emissions from this system are typically reduced by (and permitted through) the NCG Thermal Oxidizer (SN-05) with the Lime Kiln (SN-01) as backup. However, Specific Condition 41 allows for periods of excess emissions as provided for under NESHAP §63.455. Under some conditions, NCG Collection System gases are not controlled by either the Thermal Oxidizer or the Lime Kiln and are emitted directly from the NCG Collection System. Thus, Potlatch wishes to assign a source number to the NCG Collection System so such periods of excess emissions can be accurately associated with the NCG Collection System.

SN-30a through SN-30f
Temporary Package Boilers

Source Description

Up to six temporary package boilers may be brought on-site with individual heat capacities up to 100 MM Btu/ hr. The new sources will be designated as SN-30a through f. These units are subject to NSPS Subpart Dc - *Standards of Performance for Small Industrial Commercial Institutional Steam Generating Units*.

Specific Conditions

178. The permittee shall not exceed the emission limits set forth in the following table for SN-30 a, b, c, d, e, and f combined. The pound per hour pollutant emission limits are based on the maximum combined capacity of the equipment. Ton per year compliance is demonstrated by Specific Condition 180. [§19.501 and 40 CFR Part 52, Subpart E]

Pollutant	lb/MMBtu	tpy
PM ₁₀	0.00745	2.0
SO ₂	0.00059	0.2
VOC	0.00540	1.5
CO	0.14706	39.0
NO _x	0.14706	39.0

179. The permittee shall not exceed the emission limits set forth in the following table for SN-30 a, b, c, d, e, and f combined. The pound per hour pollutant emission limit is based on the maximum combined capacity of the equipment. Ton per year compliance is demonstrated by Specific Condition 180. [§18.801 and A.C.A §8-4-203 as referenced by §8-4-304 and §8-4-311]

Pollutant	lb/MMBtu	tpy
PM	0.00745	2.0

180. The permittee shall not consume more than 520 million SCF of pipeline natural gas per twelve consecutive months at sources SN-30 a, b, c, d, e, and f combined. Pipeline natural gas is the only fuel permitted. [§19.705, A.C.A. §8-4-203 as referenced by §8-4-304 and §8-4-311, and 40 CFR 70.6]
181. The permittee shall maintain monthly records which demonstrate compliance with the limit set in Specific Condition 180. Records shall be updated by the fifteenth day of the month following the month to which the records pertain. These records shall be maintained on site and shall be provided to Department personnel upon request. These

Potlatch Forest Products Corporation - Cypress Bend Mill

Permit: 0271-AOP-R9

AFIN: 21-00036

records shall be submitted in accordance with General Provision 7. [§19.705 and 40 CFR Part 52, Subpart E]

182. For any units brought on-site that are constructed or modified after June 9, 1989, the permittee shall comply with all applicable provisions of 40 CFR Part 60, Subpart A - General Provisions and Subpart Dc - *Standards of Performance for Small Industrial-Commercial-Institutional Steam Generating Units*. Applicable provisions of Subpart Dc include, but are not limited to, the following: [§19.304 and 40 CFR 60, Subpart Dc]

- a. The owner or operator shall submit notification of the date of construction or reconstruction, anticipated startup, and actual startup. This notification shall include the design heat input capacity of the boiler and identification of fuels (natural gas only) to be combusted in the affected facility. [§60.48(c)(a)]
- b. Records of the amounts of fuel combusted each day must be kept for each one of SN-30 a, b, c, d, e, and f. These records shall be kept on site for two years following the date of such records. [§60.48(c)(g) and (i)]

Potlatch Forest Products Corporation - Cypress Bend Mill
Permit: 0271-AOP-R9
AFIN: 21-00036

SN-31 and SN-32
Auxiliary Liquor Tanks and Intermediate Liquor Tank

Source Description

SN-31, Auxiliary Liquor Tank, was installed in 1994. It serves the same function as SN-21 and SN-22. The weak black liquor tanks store the solution (13-15% solids) that is generated by the pulp mill. The solution contains lignin and pulping chemicals and is stored in the weak black liquor tanks for feed to the evaporators. The Auxiliary Liquor Tank provides for additional storage capacity of the weak black liquor.

SN-32, Intermediate Liquor Tank, was installed in 1976. It is a storage tank that accepts and stores the liquor after it has been processed in the evaporators and finisher. The intermediate storage tank serves as the feed supply to the concentrator. Intermediate liquor solids typically are in the 53% range.

These tanks are considered "process tanks" by §40 CFR 60.111b and are not considered "storage vessels" by §40 CFR 60.111b and are therefore not subject to the New Source Performance Standards (NSPS) Subpart Kb - *Standards of Performance for Volatile Organic Liquid Storage Vessels (Including Petroleum Liquid Storage Vessels) for Which Construction, Reconstruction, or Modification Commenced after July 23, 1984.*

Specific Conditions

183. The permittee shall not exceed the emission limits set forth in the following table for SN-31 and SN-32. The pound per hour pollutant emission limits are based on the maximum capacity of the equipment and the tpy are limited by Plantwide Condition 8. SN-32 tpy compliance is also contingent upon compliance with Specific Condition 69. [§19.501 and 40 CFR Part 52, Subpart E]

Source	Pollutant	lb/hr	tpy
31	VOC	0.8	1.6
32	VOC	2.4	1.0

184. The permittee shall not exceed the emission limits set forth in the following table for SN-31 and SN-32. The pound per hour pollutant emission limits are based on the maximum capacity of the equipment and the tpy are limited by Plantwide Condition 8. SN-32 tpy compliance is also contingent upon compliance with Specific Condition 69. [§18.801 and A.C.A §8-4-203 as referenced by §8-4-304 and §8-4-311]

Source	Pollutant	lb/hr	tpy
31	Methanol	0.8	1.6

Potlatch Forest Products Corporation - Cypress Bend Mill

Permit: 0271-AOP-R9

AFIN: 21-00036

Source	Pollutant	lb/hr	tpy
32	Methanol	2.4	1.0

Potlatch Forest Products Corporation - Cypress Bend Mill
Permit: 0271-AOP-R9
AFIN: 21-00036

SN-33
Pet Coke Storage Silo

Pet coke is received by truck and pneumatically conveyed to and stored in the Pet Coke Storage Silo (SN-33) until it is combusted in the Lime Kiln. Particulate emissions from the Pet Coke Storage Silo are controlled with a fabric filter. The fabric filter is common process equipment and inherent to the design of this type of material handling operation. For this reason it is not subject to CAM requirements.

Specific Conditions

185. The permittee shall not exceed the emission rates set forth in the following table. Compliance shall be demonstrated by proper operation of control equipment. [§19.501 and 40 CFR Part 52, Subpart E]

Pollutant	lb/hr	tpy
PM ₁₀	0.3	1.2

186. The permittee shall not exceed the emission rates set forth in the following table. Compliance shall be demonstrated by proper operation of control equipment. [§18.801 and A.C.A. §8-4-203 as referenced by §8-4-304 and §8-4-311]

Pollutant	lb/hr	tpy
PM	0.3	1.2

187. The permittee shall not exceed an opacity of 5% from SN-33 as measured by EPA Reference Method 9. [§19.503 and 40 CFR Part 52, Subpart E]
188. Weekly observations of the opacity from source SN-33 shall be conducted by personnel familiar with the permittee's visible emissions. The permittee shall accept such observations for demonstration of compliance. The permittee shall maintain personnel trained in EPA Reference Method 9. If visible emissions which appear to be in excess of the permitted opacity are detected, the permittee shall immediately take action to identify the cause of the visible emissions, implement corrective action, and document that visible emissions did not appear to be in excess of the permitted opacity following the corrective action. The permittee shall maintain records which contain the following items in order to demonstrate compliance with this specific condition. These records shall be updated weekly, kept on site, and made available to Department personnel upon request. [§19.705 and 40 CFR Part 52, Subpart E]
- a. The date and time of the observation;
 - b. If visible emissions which appeared to be above the permitted limit were detected;

Potlatch Forest Products Corporation - Cypress Bend Mill

Permit: 0271-AOP-R9

AFIN: 21-00036

- c. If visible emissions which appeared to be above the permitted limit were detected, the cause of the exceedance of the opacity limit, the corrective action taken, and if the visible emissions appeared to be below the permitted limit after the corrective action was taken;
- d. The name of the person conducting the opacity observations.

Potlatch Forest Products Corporation - Cypress Bend Mill
Permit: 0271-AOP-R9
AFIN: 21-00036

SECTION V: COMPLIANCE PLAN AND SCHEDULE

Potlatch Forest Products Corporation - Cypress Bend Mill will continue to operate in compliance with those identified regulatory provisions. The facility will examine and analyze future regulations that may apply and determine their applicability with any necessary action taken on a timely basis.

Potlatch Forest Products Corporation - Cypress Bend Mill

Permit: 0271-AOP-R9

AFIN: 21-00036

SECTION VI: PLANTWIDE CONDITIONS

1. The permittee shall notify the Director in writing within thirty (30) days after commencing construction, completing construction, first placing the equipment and/or facility in operation, and reaching the equipment and/or facility target production rate. [Regulation 19, §19.704, 40 CFR Part 52, Subpart E, and A.C.A. §8-4-203 as referenced by §8-4-304 and §8-4-311]
2. If the permittee fails to start construction within eighteen months or suspends construction for eighteen months or more, the Director may cancel all or part of this permit. [Regulation 19, §19.410(B) and 40 CFR Part 52, Subpart E]
3. The permittee must test any equipment scheduled for testing, unless stated in the Specific Conditions of this permit or by any federally regulated requirements, within the following time frames: (1) new equipment or newly modified equipment within sixty (60) days of achieving the maximum production rate, but no later than 180 days after initial start up of the permitted source or (2) operating equipment according to the time frames set forth by the Department or within 180 days of permit issuance if no date is specified. The permittee must notify the Department of the scheduled date of compliance testing at least fifteen (15) days in advance of such test. The permittee shall submit the compliance test results to the Department within thirty (30) days after completing the testing. [Regulation 19, §19.702 and/or Regulation 18 §18.1002 and A.C.A. §8-4-203 as referenced by §8-4-304 and §8-4-311]
4. The permittee must provide: [Regulation 19, §19.702 and/or Regulation 18, §18.1002 and A.C.A. §8-4-203 as referenced by §8-4-304 and §8-4-311]
 - a. Sampling ports adequate for applicable test methods;
 - b. Safe sampling platforms;
 - c. Safe access to sampling platforms; and
 - d. Utilities for sampling and testing equipment.
5. The permittee must operate the equipment, control apparatus and emission monitoring equipment within the design limitations. The permittee shall maintain the equipment in good condition at all times. [Regulation 19, §19.303 and A.C.A. §8-4-203 as referenced by §8-4-304 and §8-4-311]
6. This permit subsumes and incorporates all previously issued air permits for this facility. [Regulation 26 and A.C.A. §8-4-203 as referenced by §8-4-304 and §8-4-311]
7. The permittee must prepare and implement a Startup, Shutdown, and Malfunction Plan (SSM). If the Department requests a review of the SSM, the permittee will make the SSM available for review. The permittee must keep a copy of the SSM at the source's location and retain all previous versions of the SSM plan for five years. [Regulation 19, §19.304 and 40 CFR 63.6(e)(3)] Title VI Provisions

Potlatch Forest Products Corporation - Cypress Bend Mill
Permit: 0271-AOP-R9
AFIN: 21-00036

8. The permittee shall process no more than 346,750 tons of finished product from virgin pulp produced at the facility during any consecutive twelve month period measured as total off machine tons (OMT) through the Board Machine minus the amount of purchased pulp and recycled paper processed. [§19.705, A.C.A. §8-4-203 as referenced by §8-4-304 and §8-4-311, and 40 CFR Part 70.6]
9. The permittee shall process no more than 355,875 off machine tons (OMT) through the Board Machine (SN-11) during any consecutive twelve month period. [§19.705, A.C.A. §8-4-203 as referenced by §8-4-304 and §8-4-311, and 40 CFR Part 70.6]
10. The permittee shall maintain monthly records which demonstrate compliance with limits set in Plantwide Condition 8 and 9. These may be used by the Department for enforcement purposes. Compliance shall be determined by a twelve-month rolling total of the monthly records of off machine tons (OMT), purchased pulp processed, and recycled paper processed. Each month's total along with the current rolling total shall be available for inspection by the last day of the month following the month to which the records pertain. These records shall be maintained on site and shall be provided to Department personnel upon request. These records shall be submitted in accordance with General Provision 7.
11. The permittee shall report emission limits for all units and pollutants which require CEMs in both lb/hr and ppm, with the exception of opacity which shall be reported in percent. Both lb/hr and ppm will be used to determine compliance with permit limits. The permittee shall measure flow rates to be used in the conversion of ppm data to lb/hr data. The permittee shall measure flow rates for each source which requires a CEM on an annual basis. The flow rate measurements must be conducted within the first six months of the calendar year. The average flow rate shall be used to convert ppm data to lb/hr data until the flow rates are re-measured the following year. The number of flow measurements to be taken will be determined by the Compliance Section Manager. [§19.705, 40 CFR Part 52, Subpart E, and A.C.A. §8-4-203 as referenced by §8-4-304 and §8-4-311]
12. A change in the published emission factors or development of other emissions data for pollutants whose emissions were previously estimated using published emission factors shall not be considered a violation of the applicable permit limits. This condition does not apply to pollutants for which site specific test data is available, pollutants with an NSPS or NESHAP standard, or limits which have been set through a PSD permitting action (i.e., those pollutants which have undergone a BACT analysis or which netted out of PSD review). [§19.501 and 40 CFR Part 52, Subpart E, or §18.801 and A.C.A. §8-4-203 as referenced by §8-4-304 and §8-4-311]
13. The permittee shall process no more than 10,000 tons of air dried tons of finished paper from the Off-Machine Coater (SN-34) during any consecutive twelve month period.

Potlatch Forest Products Corporation - Cypress Bend Mill

Permit: 0271-AOP-R9

AFIN: 21-00036

[§19.705, A.C.A. §8-4-203 as referenced by §8-4-304 and §8-4-311, and 40 CFR Part 70.6]

14. The permittee shall maintain monthly records which demonstrate compliance with limits set in Plantwide Condition 12. These may be used by the Department for enforcement purposes. Each month's total along with the current rolling total shall be available for inspection by the last day of the month following the month to which the records pertain. These records shall be maintained on site and shall be provided to Department personnel upon request. These records shall be submitted in accordance with General Provision 7.
15. The silt loading for the paved roads shall not exceed 0.25 g/m^2 . The permittee shall perform a one-time test to determine the silt loading of the paved road. The permittee shall use ASTM-C-136 and Appendix C.1 and C.2 of AP-42 for this test. This testing shall be conducted within 180 days of issuance of permit 0271-AOP-R8. The results from this test shall be submitted to the Department within thirty (30) days after completion of the testing. [§19.705 of Regulation 19, A.C.A. §8-3-203 as referenced by §8-4-304 and §8-4-311, and 40 CFR Part 70.6]

Standards of Performance for Enclosures and Closed Vent Systems

16. Each enclosure and closed-vent system specified in §63.443(c), 63.444(b), and 63.445(b) for capturing and transporting vent streams that contain HAP shall meet the requirements specified in paragraphs §63.450 (b) through (d). [§19.304 and 40 CFR §63.450(a)]
17. Each enclosure shall maintain negative pressure at each enclosure or hood opening as demonstrated by the procedures specified in §63.457(e). Each enclosure or hood opening closed during the initial performance test specified in §63.457(a) shall be maintained in the same closed and sealed position as during the performance test at all times except when necessary to use the opening for sampling, inspection, maintenance, or repairs. [§19.304 and 40 CFR §63.450(b)]
18. Each component of the closed-vent system used to comply with §§63.443(c), 63.444(b), and 63.445(b) that is operated at positive pressure and located prior to a control device shall be designed for and operated with no detectable leaks as indicated by an instrument reading of less than 500 parts per million by volume above background, as measured by the procedures specified in §63.457(d). [§19.304 and 40 CFR §63.450(c)]
19. Each bypass line in the closed-vent system that could divert vent streams containing HAP to the atmosphere without meeting the emission limitations in §§63.443, 63.444, or 63.445 shall comply with either of the following requirements: [§19.304 and 40 CFR §63.450(d)]
 - a. On each bypass line, the owner or operator shall install, calibrate, maintain, and operate according to manufacturer's specifications a flow indicator that provides a

Potlatch Forest Products Corporation - Cypress Bend Mill
Permit: 0271-AOP-R9
AFIN: 21-00036

record of the presence of gas stream flow in the bypass line at least once every 15 minutes. The flow indicator shall be installed in such a way as to indicate flow in the bypass line; or

- b. For bypass lines valves that are not computer controlled, the owner or operator shall maintain the bypass line valve in the closed position with a car seal or a seal placed on the valve or closure mechanism in such a way that valve or closure mechanism cannot be opened without breaking the seal.

Closed Vent Monitoring Requirements

20. Each enclosure and closed-vent system used to comply with §63.450(a) shall comply with the requirements specified in §63.453(k)(1) through (k)(6). [§19.304 and 40 CFR §63.453(k)]
 - a. The permittee shall perform a visual inspection of each enclosure opening at least every 30 days to ensure the opening is maintained in the same closed and sealed position as during the performance test except when necessary to use the opening for sampling, inspection, maintenance, or repairs.
 - b. The permittee shall conduct a visual inspection of each closed vent system at least every 30 days. The visual inspection shall include inspection of ductwork, piping, enclosures, and connections to covers for visible evidence of defects.
 - c. The permittee shall perform initial and subsequent annual tests to demonstrate that no detectable leaks are present in each component of the closed-vent system operated at positive pressure. This includes the LVHC system segments downstream of the ejectors and the NCG Scrubber. The tests shall be conducted using the procedure outlined in 40 CFR Part 63.457(d) and:
 - i. Method 21, of 40 CFR Part 60, Appendix A; and
 - ii. The instrument specified in Method 21 shall be calibrated before use according to the procedures specified in Method 21 on each day that leak checks are performed. The following calibration gases shall be used:
 - iii. Zero air (less than 10 parts per million by volume of hydrocarbon in air); and
 - iv. A mixture of methane or n-hexane and air at a concentration of approximately, but less than, 10,000 parts per million by volume methane or n-hexane.
 - d. The permittee shall perform initial and subsequent annual tests to demonstrate that each enclosure opening of the closed-vent system is maintained at negative pressure. The tests shall be conducted using one of the following procedures.
 - i. An anemometer to demonstrate flow in the enclosure opening.
 - ii. Measure the static pressure across the opening.
 - iii. Smoke tubes to demonstrate flow into the enclosure opening.
 - e. The permittee shall inspect the valve and seal on the following bypass lines at least once every 30 days to ensure that the valve is maintained in the closed position and the emission point gas stream is not diverted through the bypass line.
 - f. The permittee shall undertake the following corrective actions as soon as practicable if an inspection required by §63.453 (k)(1) through (k)(5) identifies

Potlatch Forest Products Corporation - Cypress Bend Mill

Permit: 0271-AOP-R9

AFIN: 21-00036

any visible defects in the ductwork, piping, enclosures, or connections to covers, or if an instrument reading of 500 ppm by volume or greater above background is measured in accordance with the procedures outlined in §63.457(d), or if any enclosure openings are not maintained at negative pressure.

- i. A first effort to repair or correct the closed-vent system shall be made as soon as practicable but no later than 5 calendar days after the problem is identified.
 - ii. The repair or corrective action shall be completed no later than 15 days after the problem is identified. Delay of repair or corrective action is allowed if the repair or corrective action is technically infeasible without a process unit shutdown or if the permittee determines that the emissions resulting from immediate repair would be greater than the emissions likely to result from the delay of repair. Repair of such equipment shall be completed by the end of the next process unit shutdown.

21. Each owner or operator using a control device, technique, or an alternative parameter other than those specified in §63.453(b) through (l) shall install a CMS and establish appropriate operating parameters to be monitored that demonstrate, to the Administrator's satisfaction, continuous compliance with the applicable control requirements. [§19.304 and 40 CFR §63.453(m)]

22. To establish or reestablish the value for each operating parameter required to be monitored under §63.453(b) through (j), (l), and (m) or to establish appropriate parameters for §63.453(f), (i), (j)(2) and (m), each owner or operator shall use the following procedures: [§19.304 and 40 CFR §63.453(n)]
 - a. During the initial performance test required in §63.457(a) or any subsequent performance test, continuously record the operating parameter;
 - b. Determinations shall be based on the control performance and parameter data monitored during the performance test, supplemented if necessary by engineering assessments and the manufacturer's recommendations;
 - c. The owner or operator shall provide for the Administrator's approval the rationale for selecting the monitoring parameters necessary to comply with paragraphs (f), (i), and (m) of this section; and
 - d. Provide for the Administrator's approval the rationale for the selected operating parameter value, and monitoring frequency, and averaging time. Include all data and calculations used to develop the value and a description of why the value, monitoring frequency, and averaging time demonstrate continuous compliance with the applicable emission standard.

23. Each owner or operator of a control device subject to the monitoring provisions of this section shall operate the control device in a manner consistent with the minimum or maximum (as appropriate) operating parameter value or procedure required to be monitored under §63.453(a) through (n) and established under this subpart. Except as provided in §63.453(p), §63.443(e) or §63.446(g), operation of the control device below the minimum operating parameter values or above maximum operating parameter values

Potlatch Forest Products Corporation - Cypress Bend Mill
Permit: 0271-AOP-R9
AFIN: 21-00036

established under this subpart or failure to perform procedures required by this subpart shall constitute a violation of the applicable emission standard of this subpart and be reported as a period of excess emissions. [§19.304 and 40 CFR §63.453(o)]

Closed Vent Recordkeeping Requirements

24. The owner or operator of each affected source subject to the requirements of this subpart shall comply with the recordkeeping requirements of §63.10 of subpart A of this part, as shown in Table 1, and the requirements specified in §63.454(b) through (f) for the monitoring parameters specified in §63.453. [§19.304 and 40 CFR §63.454(a)]
25. For each applicable enclosure, opening, closed-vent system, and closed collection system, the owner or operator shall prepare and maintain a site-specific inspection plan including a drawing or schematic of the components of applicable affected equipment and shall record the following information for each inspection: [§19.304 and 40 CFR §63.454(b)]
 - a. Date of inspection;
 - b. The equipment type and identification;
 - c. Results of negative pressure tests for enclosures;
 - d. Results of leak detection tests;
 - e. The nature of the defect or leak and the method of detection (i.e., visual inspection or instrument detection);
 - f. The date the defect or leak was detected and the date of each attempt to repair the defect or leak;
 - g. Repair methods applied in each attempt to repair the defect or leak;
 - h. The reason for the delay if the defect or leak is not repaired within 15 days after discovery;
 - i. The expected date of successful repair of the defect or leak if the repair is not completed within 15 days;
 - j. The date of successful repair of the defect or leak;
 - k. The position and duration of opening of bypass line valves and the condition of any valve seals; and
 - l. The duration of the use of bypass valves on computer controlled valves.
26. The owner or operator shall record the CMS parameters specified in §63.453 and meet the requirements specified in §63.454(a) for any new affected process equipment or pulping process condensate stream that becomes subject to the standards in this subpart due to a process change or modification. [§19.304 and 40 CFR §63.454(d)]
27. Each owner or operator of a Kraft pulping system specified in §63.440(d)(1) or a bleaching system specified in §63.440(d)(3)(ii) shall continue to update the non-binding control strategy report (submitted with the initial notification) containing, at a minimum, the information specified in §63.455(b)(1) through (b)(3) of this section in addition to the information required in §63.9(b)(2) of subpart A of this part. [§19.304 and 40 CFR

Potlatch Forest Products Corporation - Cypress Bend Mill

Permit: 0271-AOP-R9

AFIN: 21-00036

§63.455(b)]

- a. A description of the emission controls or process modifications selected for compliance with the control requirements in this standard.
- b. A compliance schedule, including the dates by which each step toward compliance will be reached for each emission point or sets of emission points. At a minimum, the list of dates shall include:
 - i. The date by which major study(s) for determining the compliance strategy will be completed;
 - ii. The date by which contracts for emission controls or process modifications will be awarded, or the date by which orders will be issued for the purchase of major components to accomplish emission controls or process changes;
 - iii. The date by which on-site construction, installation of emission control equipment, or a process change is to be initiated;
 - iv. The date by which on-site construction, installation of emissions control equipment, or a process change is to be completed;
 - v. The date by which final compliance is to be achieved;
 - vi. For compliance with paragraph §63.440(d)(3)(ii), the tentative dates by which compliance with effluent limitation guidelines and standards intermediate pollutant load effluent reductions and as available, all the dates for the best available technology's milestones reported in the National Pollutant Discharge Elimination System authorized under section 402 of the Clean Water Act and for the best professional milestones in the Voluntary Advanced Technology Incentives Program under 40 CFR §430.24(b)(2); and
 - vii. The date by which the final compliance tests will be performed.
- c. Until compliance is achieved, revisions or updates shall be made to the control strategy report required by §63.455(b) indicating the progress made towards completing the installation of emissions controls or process modifications during the 2-year period.

Closed Vent Test Methods and Procedures

28. An initial performance test is required for all emission sources subject to the limitations in §§63.443, 63.444, 63.445, 63.446, and 63.447, except those controlled by a combustion device that is designed and operated as specified in §63.443(d)(3) or (d)(4). [§19.304 and §19.702 and 40 CFR §63.457(a)]

Clean Condensate Alternative

29. As an alternative to the requirements specified in §63.443(a)(1)(ii) through (a)(1)(v) for the control of HAP emissions from pulping systems using the kraft process, an owner or operator must demonstrate to the satisfaction of the Administrator, by meeting all the requirements below, that the total HAP emissions reductions achieved by this clean condensate alternative technology are equal to or greater than the total HAP emission

Potlatch Forest Products Corporation - Cypress Bend Mill

Permit: 0271-AOP-R9

AFIN: 21-00036

reductions that would have been achieved by compliance with §63.443(a)(1)(ii) through (a)(1)(v). [§19.304 and 40 CFR §63.447]

30. The permittee shall collect process condensates from the evaporator and pre-evaporator trains and hardpipe them to the Aeration Stabilization Basin of the Wastewater Treatment System (SN-08). [§19.304 and 40 CFR §63.447]
31. The permittee shall install and operate a clean condensate alternative technology with a continuous monitoring system to reduce total HAP emissions by treating and reducing HAP concentrations in the pulping process water used within the clean condensate alternative affected source. As an alternative to continuous monitoring systems, the permittee may demonstrate compliance by establishing site specific surrogate parameters – Aeration Horsepower, soluble Chemical Oxygen Demand, and ASB temperature. Compliance shall be demonstrated by Specific Condition 141. Any alternative to the continuous monitoring system requirements at 40 CFR §63.447(b) must be submitted to EPA Region 6 for approval and copied to ADEQ. [§19.304 and 40 CFR §63.447(b)]
32. The permittee shall calculate HAP emissions on a kilogram per megagram of ODP basis and measure HAP emissions according to the appropriate procedures contained in §63.457. Compliance shall be demonstrated by Specific Condition 141. [§19.304 and 40 CFR §63.447(c)]
33. The permittee shall determine the baseline HAP emissions for each equipment system and the total of all equipment systems in the clean condensate alternative affected source based on the following:
 - a. Process and air pollution control equipment installed and operating on December 17, 1993, and
 - b. Compliance with the following requirements that affect the level of HAP emissions from the clean condensate alternative affected source:
 - i. The pulping process condensates requirements in §63.446;
 - ii. The applicable effluent limitation guidelines and standards in 40 CFR part 430, subparts A, B, D, and E; and
 - iii. All other applicable requirements of local, State, or Federal agencies or statutes.

[§19.304 and 40 CFR §63.447(d)]

34. The permittee shall determine the following HAP emission reductions from the baseline HAP emissions determined in Plantwide Condition 33 for each equipment system and the total of all equipment systems in the clean condensate alternative affected source:
 - a. The HAP emission reduction occurring by complying with the requirements of §63.443(a)(1)(ii) through (a)(1)(v); and

Potlatch Forest Products Corporation - Cypress Bend Mill

Permit: 0271-AOP-R9

AFIN: 21-00036

- b. The HAP emissions reduction occurring by complying with the clean condensate alternative technology.

[§19.304 and 40 CFR §63.447(e)]

- 35. For the purposes of all requirements of 40 CFR §63.447, each owner or operator may use as an alternative, individual equipment systems (instead of total of all equipment systems) within the clean condensate alternative affected source to determine emissions and reductions to demonstrate equal or greater than the reductions that would have been achieved by compliance with §63.443(a)(1)(ii) through (a)(1)(v). [§19.304 and 40 CFR §63.447(f)]

- 36. The initial and updates to the control strategy report specified in §63.455(b) shall include to the extent possible the following information:

- a. A detailed description of:
 - i. The equipment systems and emission points that comprise the clean condensate alternative affected source;
 - ii. The air pollution control technologies that would be used to meet the requirements of §63.443(a)(1)(ii) through (a)(1)(v); and
 - iii. The clean condensate alternative technology to be used.
- b. Estimates and basis for the estimates of total HAP emissions and emission reductions to fulfill the requirements of Plantwide Conditions 33 through 35.

[§19.304 and 40 CFR §63.447(g)]

- 37. The permittee shall report to the Administrator by the applicable compliance date specified in §63.440(d) or (e) the rationale, calculations, test procedures, and data documentation used to demonstrate compliance with all the requirements of §63.447. [§19.304 and 40 CFR §63.447(h)]

NESHAP Subpart JJJJ

- 38. The facility is subject to and shall comply with applicable provisions of 40 CFR Part 63, Subpart JJJJ – National Emission Standards for Hazardous Air Pollutants for Paper and Other Web Coating. A copy of Subpart JJJJ is provided in Appendix I. Applicable provisions include, but are not limited to, those specified in the following conditions.

- 39. The permittee shall limit organic HAP emissions to no more than 4 percent of the mass of coating materials applied each month. [Regulation No. 19 §19.304 and 40 CFR §63.3320(b)(2)]

- 40. The permittee shall determine compliance with the emission standards in Plantwide Condition 38 (§63.3320 (b)(2)) by determining the organic HAP mass fraction of each coating material “as-purchased.” The permittee shall use formulation data to determine

Potlatch Forest Products Corporation - Cypress Bend Mill
Permit: 0271-AOP-R9
AFIN: 21-00036

the organic HAP mass fraction of a coating material. Formulation data may be provided to the owner or operator by the manufacturer of the material. In the event of an inconsistency between Method 311 (appendix A of 40 CFR part 63) test data and a facility's formulation data, and the Method 311 test value is higher, the Method 311 data will govern. Formulation data may be used provided that the information represents all organic HAP present at a level equal to or greater than 0.1 percent for OSHA-defined carcinogens as specified in 29 CFR 1910.1200(d)(4) and equal to or greater than 1.0 percent for other organic HAP compounds in any raw material used. [Regulation No. 19 §19.304 and 40 CFR §63.3360(c)(3)]

41. The permittee shall demonstrate continuous compliance by maintaining records on site in accordance with 40 CFR §63.3360(c)(3) and §63.3410(a)(1) to document each coating as-purchased meets the limit in Plantwide Condition 38. [Regulation No. 19 §19.304 and 40 CFR §63.3370(b)]

Title VI Provisions

42. The permittee must comply with the standards for labeling of products using ozone-depleting substances. [40 CFR Part 82, Subpart E]
 - a. All containers containing a class I or class II substance stored or transported, all products containing a class I substance, and all products directly manufactured with a class I substance must bear the required warning statement if it is being introduced to interstate commerce pursuant to §82.106.
 - b. The placement of the required warning statement must comply with the requirements pursuant to §82.108.
 - c. The form of the label bearing the required warning must comply with the requirements pursuant to §82.110.
 - d. No person may modify, remove, or interfere with the required warning statement except as described in §82.112.
43. The permittee must comply with the standards for recycling and emissions reduction, except as provided for MVACs in Subpart B. [40 CFR Part 82, Subpart F]
 - a. Persons opening appliances for maintenance, service, repair, or disposal must comply with the required practices pursuant to §82.156.
 - b. Equipment used during the maintenance, service, repair, or disposal of appliances must comply with the standards for recycling and recovery equipment pursuant to §82.158.
 - c. Persons performing maintenance, service repair, or disposal of appliances must be certified by an approved technician certification program pursuant to §82.161.
 - d. Persons disposing of small appliances, MVACs, and MVAC like appliances must comply with record keeping requirements pursuant to §82.166. ("MVAC like appliance" is defined in §82.152.)

Potlatch Forest Products Corporation - Cypress Bend Mill

Permit: 0271-AOP-R9

AFIN: 21-00036

- e. Persons owning commercial or industrial process refrigeration equipment must comply with leak repair requirements pursuant to §82.156.
 - f. Owners/operators of appliances normally containing 50 or more pounds of refrigerant must keep records of refrigerant purchased and added to such appliances pursuant to §82.166.
44. If the permittee manufactures, transforms, destroys, imports, or exports a class I or class II substance, the permittee is subject to all requirements as specified in 40 CFR Part 82, Subpart A, Production and Consumption Controls.
45. If the permittee performs a service on motor (fleet) vehicles when this service involves ozone depleting substance refrigerant (or regulated substitute substance) in the motor vehicle air conditioner (MVAC), the permittee is subject to all the applicable requirements as specified in 40 CFR part 82, Subpart B, Servicing of Motor Vehicle Air Conditioners.
- The term “motor vehicle” as used in Subpart B does not include a vehicle in which final assembly of the vehicle has not been completed. The term AMVAC@ as used in Subpart B does not include the air tight sealed refrigeration system used as refrigerated cargo, or the system used on passenger buses using HCFC 22 refrigerant.
46. The permittee can switch from any ozone depleting substance to any alternative listed in the Significant New Alternatives Program (SNAP) promulgated pursuant to 40 CFR Part 82, Subpart G, “Significant New Alternatives Policy Program.”

Permit Shield

47. Compliance with the conditions of this permit shall be deemed compliance with all applicable requirements, as of the date of permit issuance, included in and specifically identified in item A of this condition:
- a. The following have been specifically identified as applicable requirements based upon information submitted by the permittee in an application dated August 30, 1999, and November 25, 2003.

Source No.	Regulation	Description
SN-04	40 CFR Part 60 Subpart D	Standards of Performance for Fossil Fuel Fired Steam Generators for Which Construction is Commenced after August 17, 1971
SN-02	40 CFR Part 60 Subpart Db	Standards of Performance for Industrial Commercial Institutional Steam Generating Units
SN-13	40 CFR Part 60 Subpart Dc	Standards of Performance for Small Industrial Commercial Institutional Steam Generating Units

Potlatch Forest Products Corporation - Cypress Bend Mill

Permit: 0271-AOP-R9

AFIN: 21-00036

Source No.	Regulation	Description
SN-15, SN-02, SN-05	40 CFR Part 60 Subpart BB	Standards of Performance for Kraft Pulp Mills
SN-24	40 CFR Part 60 Subpart Kb	Standards of Performance for Volatile Organic Liquid Storage Vessels (Including Petroleum Liquid Storage Vessels) for Which Construction, Reconstruction, or Modification Commenced after July 23, 1984
SN-05, SN-06, SN-08	40 CFR 63, Subpart S	NESHAP for the Pulp and Paper Industry (Cluster Rule)
SN-01, SN-02, SN-03	40 CFR 63, Subpart MM	NESHAP for Chemical Recovery Combustion Sources at Kraft, Soda, Sulfite, and Stand-alone Semi-Chemical Pulp Mills
SN-11, SN-34, SN-35	40 CFR 63, Subpart JJJJ	NESHAP for Paper and Other Web Coating Sources
Facility	Arkansas Regulation 19	Compilation of Regulations of the Arkansas State Implementation Plan for Air Pollution Control
Facility	Arkansas Regulation 26	Regulations of the Arkansas Operating Air Permit Program

- b. The following requirements have been specifically identified as not applicable, based upon information submitted by the permittee in an application dated August 30, 1999 and November 25, 2003.

Description of Regulation	Regulatory Citation	Affected Source	Basis for Determination
Standards of Performance for Storage Vessels for Volatile Organic Liquids	40 CFR Part 60, Subparts K and Ka	Facility	The facility does not have any storage tanks with a capacity greater than 40,000 gallons that store liquids defined under NSPS Subpart K as petroleum liquids.
Standards of Performance for Storage Vessels for Volatile Organic Liquids	40 CFR Part 60, Subpart Kb	SN-21,SN-22, SN-25, SN-26, SN-27f	These tanks storing volatile organic compounds were constructed prior to July 23, 1984.

Potlatch Forest Products Corporation - Cypress Bend Mill

Permit: 0271-AOP-R9

AFIN: 21-00036

Description of Regulation	Regulatory Citation	Affected Source	Basis for Determination
Standards of Performance for Kraft Pulp Mills	40 CFR Part 60, Subpart BB	SN-10, SN-03, and SN-01	These units were constructed prior to September 24, 1976 and have not been modified or reconstructed since the applicability date.
Standards of Performance for Nonmetallic Mineral Processing Plants	40 CFR Part 60, Subpart OOO	Facility	There is no nonmetallic mineral processing plant at the mill (i.e., no equipment for crushing or grinding of the nonmetallic minerals (i.e., limestone) present at the mill).
National Emission Standards for Halogenated Solvent Cleaning	40 CFR Part 63, Subpart T	Facility	The mill does not use halogenated solvents in a method subject to the requirements of this regulation.

- c. Nothing shall alter or affect the following:
 - i. Provisions of Section 303 of the Clean Air Act;
 - ii. The liability of an owner or operator for any violation of applicable requirements prior to or at the time of permit issuance;
 - iii. The applicable requirements of the acid rain program, consistent with Section 408(a) of the Clean Air Act; or
 - iv. The ability of the EPA to obtain information under Section 114 of the Clean Air Act.

Potlatch Forest Products Corporation - Cypress Bend Mill
Permit: 0271-AOP-R9
AFIN: 21-00036

SECTION VII: INSIGNIFICANT ACTIVITIES

The following sources are insignificant activities. Any activity that has a state or federal applicable requirement shall be considered a significant activity even if this activity meets the criteria of §304 of Regulation 26 or listed in the table below. Insignificant activity determinations rely upon the information submitted by the permittee in an application dated October 8, 1997.

Source	Description	Reason
WY-01, WY-02, & WY-03	Truck and Railcar Loadouts (Pulping Material Unloading)	A-13
N/A	Pulping Material Conveyors	B-70
N/A	Knot Draining	A-13
N/A	Turpentine Tank	A-13
N/A	Fuel Oil / Used Oil Day Tank	A-13
N/A	Strong Liquor Tank	A-13
N/A	Soap Storage Tank	A-13
N/A	Heavy Liquor Tank	A-13
N/A	Green Liquor Stabilization Tank	A-13
N/A	Green Liquor Clarifier	A-13
N/A	Slaker	A-13
N/A	White Liquor Clarifier	A-13
N/A	Fugitive Road Emissions	B-74
N/A	Caustic Storage Tanks	A-4
N/A	Laboratory Fume Hood	A-5
N/A	Extruder Winder Cyclone	A-13
N/A	Extruder Treaters	A-13
N/A	Board Machine South Cooling Tower – East Side (195 gpm)	A-13
N/A	Board Machine Middle Cooling Tower – East Side (430 gpm)	A-13

Potlatch Forest Products Corporation - Cypress Bend Mill

Permit: 0271-AOP-R9

AFIN: 21-00036

Source	Description	Reason
N/A	Board Machine North Cooling Tower – East Side (176 gpm)	A-13
N/A	Board Machine North Cooling Tower – West Side (2000 gpm)	A-13
N/A	Extruder Cooling Tower (585 gpm)	A-13
N/A	Generator Cooling Tower (3,000 gpm)	A-13
N/A	Pre-Evaporator Cooling Tower (3,600 gpm)	A-13
N/A	Pulp-Mill HVAC Roof Cooling Tower (195 gpm)	A-13

* Of the A-13 activities listed, the total potential emission rates of PM, PM₁₀, NO_x, CO, VOC, SO₂, and HAP are 4.48 tpy, 3.37 tpy, 2.54 tpy, 2.15 tpy, 3.58 tpy, 0.05 tpy and 1.55 tpy, respectively.

SECTION VIII: GENERAL PROVISIONS

1. Any terms or conditions included in this permit which specify and reference Arkansas Pollution Control & Ecology Commission Regulation 18 or the Arkansas Water and Air Pollution Control Act (A.C.A. §8-4-101 et seq.) as the sole origin of and authority for the terms or conditions are not required under the Clean Air Act or any of its applicable requirements, and are not federally enforceable under the Clean Air Act. Arkansas Pollution Control & Ecology Commission Regulation 18 was adopted pursuant to the Arkansas Water and Air Pollution Control Act (A.C.A. §8-4-101 et seq.). Any terms or conditions included in this permit which specify and reference Arkansas Pollution Control & Ecology Commission Regulation 18 or the Arkansas Water and Air Pollution Control Act (A.C.A. §8-4-101 et seq.) as the origin of and authority for the terms or conditions are enforceable under this Arkansas statute. [40 CFR 70.6(b)(2)]
2. This permit shall be valid for a period of five (5) years beginning on the date this permit becomes effective and ending five (5) years later. [40 CFR 70.6(a)(2) and §26.701(B) of the Regulations of the Arkansas Operating Air Permit Program (Regulation 26)]
3. The permittee must submit a complete application for permit renewal at least six (6) months before permit expiration. Permit expiration terminates the permittee's right to operate unless the permittee submitted a complete renewal application at least six (6) months before permit expiration. If the permittee submits a complete application, the existing permit will remain in effect until the Department takes final action on the renewal application. The Department will not necessarily notify the permittee when the permit renewal application is due. [Regulation 26, §26.406]
4. Where an applicable requirement of the Clean Air Act, as amended, 42 U.S.C. 7401, et seq. (Act) is more stringent than an applicable requirement of regulations promulgated under Title IV of the Act, the permit incorporates both provisions into the permit, and the Director or the Administrator can enforce both provisions. [40 CFR 70.6(a)(1)(ii) and Regulation 26, §26.701(A)(2)]
5. The permittee must maintain the following records of monitoring information as required by this permit.
 - a. The date, place as defined in this permit, and time of sampling or measurements;
 - b. The date(s) analyses performed;
 - c. The company or entity performing the analyses;
 - d. The analytical techniques or methods used;
 - e. The results of such analyses; and
 - f. The operating conditions existing at the time of sampling or measurement.

[40 CFR 70.6(a)(3)(ii)(A) and Regulation 26, §26.701(C)(2)]

Potlatch Forest Products Corporation - Cypress Bend Mill

Permit: 0271-AOP-R9

AFIN: 21-00036

6. The permittee must retain the records of all required monitoring data and support information for at least five (5) years from the date of the monitoring sample, measurement, report, or application. Support information includes all calibration and maintenance records and all original strip chart recordings for continuous monitoring instrumentation, and copies of all reports required by this permit. [40 CFR 70.6(a)(3)(ii)(B) and Regulation 26, §26.701(C)(2)(b)]
7. The permittee must submit reports of all required monitoring every six (6) months. If permit establishes no other reporting period, the reporting period shall end on the last day of the anniversary month of the initial Title V permit. The report is due within thirty (30) days of the end of the reporting period. Although the reports are due every six months, each report shall contain a full year of data. The report must clearly identify all instances of deviations from permit requirements. A responsible official as defined in Regulation No. 26, §26.2 must certify all required reports. The permittee will send the reports to the address below:

Arkansas Department of Environmental Quality
Air Division
ATTN: Compliance Inspector Supervisor
5301 Northshore Drive
North Little Rock, AR 72118-5317

[40 C.F.R. 70.6(a)(3)(iii)(A) and Regulation 26, §26.701(C)(3)(a)]

8. The permittee shall report to the Department all deviations from permit requirements, including those attributable to upset conditions as defined in the permit.
 - a. For all upset conditions (as defined in Regulation 19, § 19.601), the permittee will make an initial report to the Department by the next business day after the discovery of the occurrence. The initial report may be made by telephone and shall include:
 - i. The facility name and location;
 - ii. The process unit or emission source deviating from the permit limit;
 - iii. The permit limit, including the identification of pollutants, from which deviation occurs;
 - iv. The date and time the deviation started;
 - v. The duration of the deviation;
 - vi. The average emissions during the deviation;
 - vii. The probable cause of such deviations;
 - viii. Any corrective actions or preventive measures taken or being taken to prevent such deviations in the future; and
 - ix. The name of the person submitting the report.

Potlatch Forest Products Corporation - Cypress Bend Mill

Permit: 0271-AOP-R9

AFIN: 21-00036

The permittee shall make a full report in writing to the Department within five (5) business days of discovery of the occurrence. The report must include, in addition to the information required by the initial report, a schedule of actions taken or planned to eliminate future occurrences and/or to minimize the amount the permit's limits were exceeded and to reduce the length of time the limits were exceeded. The permittee may submit a full report in writing (by facsimile, overnight courier, or other means) by the next business day after discovery of the occurrence, and the report will serve as both the initial report and full report.

- b. For all deviations, the permittee shall report such events in semi-annual reporting and annual certifications required in this permit. This includes all upset conditions reported in 8a above. The semi-annual report must include all the information as required by the initial and full reports required in 8a.

[Regulation 19, §19.601 and §19.602, Regulation 26, §26.701(C)(3)(b), and 40 CFR 70.6(a)(3)(iii)(B)]

9. If any provision of the permit or the application thereof to any person or circumstance is held invalid, such invalidity will not affect other provisions or applications hereof which can be given effect without the invalid provision or application, and to this end, provisions of this Regulation are declared to be separable and severable. [40 CFR 70.6(a)(5), Regulation 26, §26.701(E), and A.C.A. §8-4-203 as referenced by A.C.A. §8-4-304 and §8-4-311]
10. The permittee must comply with all conditions of this Part 70 permit. Any permit noncompliance with applicable requirements as defined in Regulation 26 constitutes a violation of the Clean Air Act, as amended, 42 U.S.C. §7401, et seq. and is grounds for enforcement action; for permit termination, revocation and reissuance, for permit modification; or for denial of a permit renewal application. [40 CFR 70.6(a)(6)(i) and Regulation 26, §26.701(F)(1)]
11. It shall not be a defense for a permittee in an enforcement action that it would have been necessary to halt or reduce the permitted activity to maintain compliance with the conditions of this permit. [40 CFR 70.6(a)(6)(ii) and Regulation 26, §26.701(F)(2)]
12. The Department may modify, revoke, reopen and reissue the permit or terminate the permit for cause. The filing of a request by the permittee for a permit modification, revocation and reissuance, termination, or of a notification of planned changes or anticipated noncompliance does not stay any permit condition. [40 CFR 70.6(a)(6)(iii) and Regulation 26, §26.701(F)(3)]
13. This permit does not convey any property rights of any sort, or any exclusive privilege. [40 CFR 70.6(a)(6)(iv) and Regulation 26, §26.701(F)(4)]

Potlatch Forest Products Corporation - Cypress Bend Mill

Permit: 0271-AOP-R9

AFIN: 21-00036

14. The permittee must furnish to the Director, within the time specified by the Director, any information that the Director may request in writing to determine whether cause exists for modifying, revoking and reissuing, or terminating the permit or to determine compliance with the permit. Upon request, the permittee must also furnish to the Director copies of records required by the permit. For information the permittee claims confidentiality, the Department may require the permittee to furnish such records directly to the Director along with a claim of confidentiality. [40 CFR 70.6(a)(6)(v) and Regulation 26, §26.701(F)(5)]
15. The permittee must pay all permit fees in accordance with the procedures established in Regulation 9. [40 CFR 70.6(a)(7) and Regulation 26, §26.701(G)]
16. No permit revision shall be required, under any approved economic incentives, marketable permits, emissions trading and other similar programs or processes for changes provided for elsewhere in this permit. [40 CFR 70.6(a)(8) and Regulation 26, §26.701(H)]
17. If the permit allows different operating scenarios, the permittee shall, contemporaneously with making a change from one operating scenario to another, record in a log at the permitted facility a record of the operational scenario. [40 CFR 70.6(a)(9)(i) and Regulation 26, §26.701(I)(1)]
18. The Administrator and citizens may enforce under the Act all terms and conditions in this permit, including any provisions designed to limit a source's potential to emit, unless the Department specifically designates terms and conditions of the permit as being federally unenforceable under the Act or under any of its applicable requirements. [40 CFR 70.6(b) and Regulation 26, §26.702(A) and (B)]
19. Any document (including reports) required by this permit must contain a certification by a responsible official as defined in Regulation 26, §26.2. [40 CFR 70.6(c)(1) and Regulation 26, §26.703(A)]
20. The permittee must allow an authorized representative of the Department, upon presentation of credentials, to perform the following: [40 CFR 70.6(c)(2) and Regulation 26, §26.703(B)]
 - a. Enter upon the permittee's premises where the permitted source is located or emissions related activity is conducted, or where records must be kept under the conditions of this permit;
 - b. Have access to and copy, at reasonable times, any records required under the conditions of this permit;
 - c. Inspect at reasonable times any facilities, equipment (including monitoring and air pollution control equipment), practices, or operations regulated or required under this permit; and

Potlatch Forest Products Corporation - Cypress Bend Mill
Permit: 0271-AOP-R9
AFIN: 21-00036

- d. As authorized by the Act, sample or monitor at reasonable times substances or parameters for assuring compliance with this permit or applicable requirements.
21. The permittee shall submit a compliance certification with the terms and conditions contained in the permit, including emission limitations, standards, or work practices. The permittee must submit the compliance certification annually within 30 days following the last day of the anniversary month of the initial Title V permit. The permittee must also submit the compliance certification to the Administrator as well as to the Department. All compliance certifications required by this permit must include the following: [40 CFR 70.6(c)(5) and Regulation 26, §26.703(E)(3)]
 - a. The identification of each term or condition of the permit that is the basis of the certification;
 - b. The compliance status;
 - c. Whether compliance was continuous or intermittent;
 - d. The method(s) used for determining the compliance status of the source, currently and over the reporting period established by the monitoring requirements of this permit; and
 - e. Such other facts as the Department may require elsewhere in this permit or by §114(a)(3) and §504(b) of the Act.
 22. Nothing in this permit will alter or affect the following: [Regulation 26, §26.704(C)]
 - a. The provisions of Section 303 of the Act (emergency orders), including the authority of the Administrator under that section;
 - b. The liability of the permittee for any violation of applicable requirements prior to or at the time of permit issuance;
 - c. The applicable requirements of the acid rain program, consistent with §408(a) of the Act; or
 - d. The ability of EPA to obtain information from a source pursuant to §114 of the Act.
 23. This permit authorizes only those pollutant emitting activities addressed in this permit. [A.C.A. §8-4-203 as referenced by A.C.A. §8-4-304 and §8-4-311]
 24. The permittee may request in writing and at least 15 days in advance of the deadline, an extension to any testing, compliance or other dates in this permit. No such extensions are authorized until the permittee receives written Department approval. The Department may grant such a request, at its discretion in the following circumstances:
 - a. Such an extension does not violate a federal requirement;
 - b. The permittee demonstrates the need for the extension; and
 - c. The permittee documents that all reasonable measures have been taken to meet the current deadline and documents reasons it cannot be met.

Potlatch Forest Products Corporation - Cypress Bend Mill

Permit: 0271-AOP-R9

AFIN: 21-00036

[Regulation 18, §18.102(C-D), Regulation 19, §19.103(D), A.C.A. §8-4-203 as referenced by A.C.A. §8-4-304 and §8-4-311, and CFR Part 52, Subpart E]

25. The permittee may request in writing and at least 30 days in advance, temporary emissions and/or testing that would otherwise exceed an emission rate, throughput requirement, or other limit in this permit. No such activities are authorized until the permittee receives written Department approval. Any such emissions shall be included in the facility's total emissions and reported as such. The Department may grant such a request, at its discretion under the following conditions:
- a. Such a request does not violate a federal requirement;
 - b. Such a request is temporary in nature;
 - c. Such a request will not result in a condition of air pollution;
 - d. The request contains such information necessary for the Department to evaluate the request, including but not limited to, quantification of such emissions and the date/time such emission will occur;
 - e. Such a request will result in increased emissions less than five tons of any individual criteria pollutant, one ton of any single HAP and 2.5 tons of total HAPs; and
 - f. The permittee maintains records of the dates and results of such temporary emissions/testing.

[Regulation 18, §18.102(C-D), Regulation 19, §19.103(D), A.C.A. §8-4-203 as referenced by A.C.A. §8-4-304 and §8-4-311, and CFR Part 52, Subpart E]

26. The permittee may request in writing and at least 30 days in advance, an alternative to the specified monitoring in this permit. No such alternatives are authorized until the permittee receives written Department approval. The Department may grant such a request, at its discretion under the following conditions:
- d. The request does not violate a federal requirement;
 - e. The request provides an equivalent or greater degree of actual monitoring to the current requirements; and
 - f. Any such request, if approved, is incorporated in the next permit modification application by the permittee.

[Regulation 18, §18.102(C-D), Regulation 19, §19.103(D), A.C.A. §8-4-203 as referenced by A.C.A. §8-4-304 and §8-4-311, and CFR Part 52, Subpart E]

APPENDIX A

40 CFR 60, Subpart BB, Standards of Performance for Kraft Pulp Mills

(20) Description of analytical procedures;

(21) Notation of sample blank corrections; and

(22) Sample emission calculations.

(g) The owner or operator shall maintain records of all shop opacity observations made in accordance with § 60.273a(d). All shop opacity observations in excess of the emission limit specified in § 60.272a(a)(3) of this subpart shall indicate a period of excess emission, and shall be reported to the administrator semi-annually, according to § 60.7(c).

(h) The owner or operator shall maintain the following records for each bag leak detection system required under § 60.273a(e):

(1) Records of the bag leak detection system output;

(2) Records of bag leak detection system adjustments, including the date and time of the adjustment, the initial bag leak detection system settings, and the final bag leak detection system settings; and

(3) An identification of the date and time of all bag leak detection system alarms, the time that procedures to determine the cause of the alarm were initiated, if procedures were initiated within 1 hour of the alarm, the cause of the alarm, an explanation of the actions taken, the date and time the cause of the alarm was alleviated, and if the alarm was alleviated within 3 hours of the alarm.

[49 FR 43845, Oct. 31, 1984, as amended at 54 FR 6673, Feb. 14, 1989; 64 FR 10111, Mar. 2, 1999; 65 FR 61758, Oct. 17, 2000; 70 FR 8533, Feb. 22, 2005]

Subpart BB—Standards of Performance for Kraft Pulp Mills

§ 60.280 Applicability and designation of affected facility.

(a) The provisions of this subpart are applicable to the following affected facilities in kraft pulp mills: Digester system, brown stock washer system, multiple-effect evaporator system, recovery furnace, smelt dissolving tank, lime kiln, and condensate stripper system. In pulp mills where kraft pulping is combined with neutral sulfite semichemical pulping, the provisions of this subpart are applicable when any

portion of the material charged to an affected facility is produced by the kraft pulping operation.

(b) Except as noted in § 60.283(a)(1)(iv), any facility under paragraph (a) of this section that commences construction or modification after September 24, 1976, is subject to the requirements of this subpart.

[51 FR 18544, May 20, 1986]

§ 60.281 Definitions.

As used in this subpart, all terms not defined herein shall have the same meaning given them in the Act and in subpart A.

(a) *Kraft pulp mill* means any stationary source which produces pulp from wood by cooking (digesting) wood chips in a water solution of sodium hydroxide and sodium sulfide (white liquor) at high temperature and pressure. Regeneration of the cooking chemicals through a recovery process is also considered part of the kraft pulp mill.

(b) *Neutral sulfite semichemical pulping operation* means any operation in which pulp is produced from wood by cooking (digesting) wood chips in a solution of sodium sulfite and sodium bicarbonate, followed by mechanical defibrating (grinding).

(c) *Total reduced sulfur (TRS)* means the sum of the sulfur compounds hydrogen sulfide, methyl mercaptan, dimethyl sulfide, and dimethyl disulfide, that are released during the kraft pulping operation and measured by Method 16.

(d) *Digester system* means each continuous digester or each batch digester used for the cooking of wood in white liquor, and associated flash tank(s), blow tank(s), chip steamer(s), and condenser(s).

(e) *Brown stock washer system* means brown stock washers and associated knotters, vacuum pumps, and filtrate tanks used to wash the pulp following the digester system. Diffusion washers are excluded from this definition.

(f) *Multiple-effect evaporator system* means the multiple-effect evaporators and associated condenser(s) and hotwell(s) used to concentrate the spent cooking liquid that is separated from the pulp (black liquor).

(g) *Black liquor oxidation system* means the vessels used to oxidize, with

§ 60.282

40 CFR Ch. I (7-1-07 Edition)

air or oxygen, the black liquor, and associated storage tank(s).

(h) *Recovery furnace* means either a straight kraft recovery furnace or a cross recovery furnace, and includes the direct-contact evaporator for a direct-contact furnace.

(i) *Straight kraft recovery furnace* means a furnace used to recover chemicals consisting primarily of sodium and sulfur compounds by burning black liquor which on a quarterly basis contains 7 weight percent or less of the total pulp solids from the neutral sulfite semichemical process or has green liquor sulfidity of 28 percent or less.

(j) *Cross recovery furnace* means a furnace used to recover chemicals consisting primarily of sodium and sulfur compounds by burning black liquor which on a quarterly basis contains more than 7 weight percent of the total pulp solids from the neutral sulfite semichemical process and has a green liquor sulfidity of more than 28 percent.

(k) *Black liquor solids* means the dry weight of the solids which enter the recovery furnace in the black liquor.

(l) *Green liquor sulfidity* means the sulfidity of the liquor which leaves the smelt dissolving tank.

(m) *Smelt dissolving tank* means a vessel used for dissolving the smelt collected from the recovery furnace.

(n) *Lime kiln* means a unit used to calcine lime mud, which consists primarily of calcium carbonate, into quicklime, which is calcium oxide.

(o) *Condensate stripper system* means a column, and associated condensers, used to strip, with air or steam, TRS compounds from condensate streams from various processes within a kraft pulp mill.

[43 FR 7572, Feb. 23, 1978, as amended at 51 FR 18544, May 20, 1986; 65 FR 61758, Oct. 17, 2000]

§ 60.282 Standard for particulate matter.

(a) On and after the date on which the performance test required to be conducted by § 60.8 is completed, no owner or operator subject to the provisions of this subpart shall cause to be discharged into the atmosphere:

(1) From any recovery furnace any gases which:

(i) Contain particulate matter in excess of 0.10 g/dscm (0.044 gr/dscf) corrected to 8 percent oxygen.

(ii) Exhibit 35 percent opacity or greater.

(2) From any smelt dissolving tank any gases which contain particulate matter in excess of 0.1 g/kg black liquor solids (dry weight)[0.2 lb/ton black liquor solids (dry weight)].

(3) From any lime kiln any gases which contain particulate matter in excess of:

(i) 0.15 g/dscm (0.066 gr/dscf) corrected to 10 percent oxygen, when gaseous fossil fuel is burned.

(ii) 0.30 g/dscm (0.13 gr/dscf) corrected to 10 percent oxygen, when liquid fossil fuel is burned.

[43 FR 7572, Feb. 23, 1978, as amended at 65 FR 61758, Oct. 17, 2000]

§ 60.283 Standard for total reduced sulfur (TRS).

(a) On and after the date on which the performance test required to be conducted by § 60.8 is completed, no owner or operator subject to the provisions of this subpart shall cause to be discharged into the atmosphere:

(1) From any digester system, brown stock washer system, multiple-effect evaporator system, or condensate stripper system any gases which contain TRS in excess of 5 ppm by volume on a dry basis, corrected to 10 percent oxygen, unless the following conditions are met:

(i) The gases are combusted in a lime kiln subject to the provisions of paragraph (a)(5) of this section; or

(ii) The gases are combusted in a recovery furnace subject to the provisions of paragraphs (a)(2) or (a)(3) of this section; or

(iii) The gases are combusted with other waste gases in an incinerator or other device, or combusted in a lime kiln or recovery furnace not subject to the provisions of this subpart, and are subjected to a minimum temperature of 650 °C (1200 °F) for at least 0.5 second; or

(iv) It has been demonstrated to the Administrator's satisfaction by the owner or operator that incinerating the exhaust gases from a new, modified, or reconstructed brown stock washer system is technologically or

economically unfeasible. Any exempt system will become subject to the provisions of this subpart if the facility is changed so that the gases can be incinerated.

(v) The gases from the digester system, brown stock washer system, or condensate stripper system are controlled by a means other than combustion. In this case, this system shall not discharge any gases to the atmosphere which contain TRS in excess of 5 ppm by volume on a dry basis, uncorrected for oxygen content.

(vi) The uncontrolled exhaust gases from a new, modified, or reconstructed digester system contain TRS less than 0.005 g/kg air dried pulp (ADP) (0.01 lb/ton ADP).

(2) From any straight kraft recovery furnace any gases which contain TRS in excess of 5 ppm by volume on a dry basis, corrected to 8 percent oxygen.

(3) From any cross recovery furnace any gases which contain TRS in excess of 25 ppm by volume on a dry basis, corrected to 8 percent oxygen.

(4) From any smelt dissolving tank any gases which contain TRS in excess of 0.016 g/kg black liquor solids as H₂S (0.033 lb/ton black liquor solids as H₂S).

(5) From any lime kiln any gases which contain TRS in excess of 8 ppm by volume on a dry basis, corrected to 10 percent oxygen.

[43 FR 7572, Feb. 23, 1978, as amended at 50 FR 6317, Feb. 14, 1985; 51 FR 18544, May 20, 1986; 65 FR 61758, Oct. 17, 2000]

§ 60.284 Monitoring of emissions and operations.

(a) Any owner or operator subject to the provisions of this subpart shall install, calibrate, maintain, and operate the following continuous monitoring systems:

(1) A continuous monitoring system to monitor and record the opacity of the gases discharged into the atmosphere from any recovery furnace. The span of this system shall be set at 70 percent opacity.

(2) Continuous monitoring systems to monitor and record the concentration of TRS emissions on a dry basis and the percent of oxygen by volume on a dry basis in the gases discharged into the atmosphere from any lime kiln, recovery furnace, digester system, brown

stock washer system, multiple-effect evaporator system, or condensate stripper system, except where the provisions of § 60.283(a)(1)(iii) or (iv) apply. These systems shall be located downstream of the control device(s) and the spans of these continuous monitoring system(s) shall be set:

(i) At a TRS concentration of 30 ppm for the TRS continuous monitoring system, except that for any cross recovery furnace the span shall be set at 50 ppm.

(ii) At 25 percent oxygen for the continuous oxygen monitoring system.

(b) Any owner or operator subject to the provisions of this subpart shall install, calibrate, maintain, and operate the following continuous monitoring devices:

(1) For any incinerator, a monitoring device which measures and records the combustion temperature at the point of incineration of effluent gases which are emitted from any digester system, brown stock washer system, multiple-effect evaporator system, black liquor oxidation system, or condensate stripper system where the provisions of § 60.283(a)(1)(iii) apply. The monitoring device is to be certified by the manufacturer to be accurate within ±1 percent of the temperature being measured.

(2) For any lime kiln or smelt dissolving tank using a scrubber emission control device:

(i) A monitoring device for the continuous measurement of the pressure loss of the gas stream through the control equipment. The monitoring device is to be certified by the manufacturer to be accurate to within a gage pressure of ±500 pascals (ca. ±2 inches water gage pressure).

(ii) A monitoring device for the continuous measurement of the scrubbing liquid supply pressure to the control equipment. The monitoring device is to be certified by the manufacturer to be accurate within ±15 percent of design scrubbing liquid supply pressure. The pressure sensor or tap is to be located close to the scrubber liquid discharge point. The Administrator may be consulted for approval of alternative locations.

(c) Any owner or operator subject to the provisions of this subpart shall, except where the provisions of §60.283(a)(1)(iii) or (iv) apply, perform the following:

(1) Calculate and record on a daily basis 12-hour average TRS concentrations for the two consecutive periods of each operating day. Each 12-hour average shall be determined as the arithmetic mean of the appropriate 12 contiguous 1-hour average total reduced sulfur concentrations provided by each continuous monitoring system installed under paragraph (a)(2) of this section.

(2) Calculate and record on a daily basis 12-hour average oxygen concentrations for the two consecutive periods of each operating day for the recovery furnace and lime kiln. These 12-hour averages shall correspond to the 12-hour average TRS concentrations under paragraph (c)(1) of this section and shall be determined as an arithmetic mean of the appropriate 12 contiguous 1-hour average oxygen concentrations provided by each continuous monitoring system installed under paragraph (a)(2) of this section.

(3) Using the following equation, correct all 12-hour average TRS concentrations to 10 volume percent oxygen, except that all 12-hour average TRS concentrations from a recovery furnace shall be corrected to 8 volume percent oxygen instead of 10 percent, and all 12-hour average TRS concentrations from a facility to which the provisions of §60.283(a)(1)(v) apply shall not be corrected for oxygen content:

$$C_{\text{corr}} = C_{\text{meas}} \times (21 - X/21 - Y)$$

where:

C_{corr} = the concentration corrected for oxygen.
 C_{meas} = the concentration uncorrected for oxygen.

X = the volumetric oxygen concentration in percentage to be corrected to (8 percent for recovery furnaces and 10 percent for lime kilns, incinerators, or other devices).

Y = the measured 12-hour average volumetric oxygen concentration.

(4) Record once per shift measurements obtained from the continuous monitoring devices installed under paragraph (b)(2) of this section.

(d) For the purpose of reports required under §60.7(c), any owner or operator subject to the provisions of this

subpart shall report semiannually periods of excess emissions as follows:

(1) For emissions from any recovery furnace periods of excess emissions are:

(i) All 12-hour averages of TRS concentrations above 5 ppm by volume for straight kraft recovery furnaces and above 25 ppm by volume for cross recovery furnaces.

(ii) All 6-minute average opacities that exceed 35 percent.

(2) For emissions from any lime kiln, periods of excess emissions are all 12-hour average TRS concentration above 8 ppm by volume.

(3) For emissions from any digester system, brown stock washer system, multiple-effect evaporator system, or condensate stripper system periods of excess emissions are:

(i) All 12-hour average TRS concentrations above 5 ppm by volume unless the provisions of §60.283(a)(1) (i), (ii), or (iv) apply; or

(ii) All periods in excess of 5 minutes and their duration during which the combustion temperature at the point of incineration is less than 650 °C (1200 °F), where the provisions of §60.283(a)(1)(iii) apply.

(e) The Administrator will not consider periods of excess emissions reported under paragraph (d) of this section to be indicative of a violation of §60.11(d) provided that:

(1) The percent of the total number of possible contiguous periods of excess emissions in a quarter (excluding periods of startup, shutdown, or malfunction and periods when the facility is not operating) during which excess emissions occur does not exceed:

(i) One percent for TRS emissions from recovery furnaces.

(ii) Six percent for average opacities from recovery furnaces.

(2) The Administrator determines that the affected facility, including air pollution control equipment, is maintained and operated in a manner which is consistent with good air pollution control practice for minimizing emissions during periods of excess emissions.

(f) The procedures under §60.13 shall be followed for installation, evaluation, and operation of the continuous monitoring systems required under this section. All continuous monitoring

Environmental Protection Agency

§ 60.285

systems shall be operated in accordance with the applicable procedures under Performance Specifications 1, 3, and 5 of appendix B of this part.

[43 FR 7572, Feb. 23, 1978, as amended at 51 FR 18545, May 20, 1986; 65 FR 61759, Oct. 17, 2000; 71 FR 55127, Sept. 21, 2006]

§ 60.285 Test methods and procedures.

(a) In conducting the performance tests required in § 60.8, the owner or operator shall use as reference methods and procedures the test methods in appendix A of this part or other methods and procedures in this section, except as provided in § 60.8(b). Acceptable alternative methods and procedures are given in paragraph (f) of this section.

(b) The owner or operator shall determine compliance with the particulate matter standards in § 60.282(a) (1) and (3) as follows:

(1) Method 5 shall be used to determine the particulate matter concentration. The sampling time and sample volume for each run shall be at least 60 minutes and 0.90 dscm (31.8 dscf). Water shall be used as the cleanup solvent instead of acetone in the sample recovery procedure. The particulate concentration shall be corrected to the appropriate oxygen concentration according to § 60.284(c)(3).

(2) The emission rate correction factor, integrated sampling and analysis procedure of Method 3B shall be used to determine the oxygen concentration. The gas sample shall be taken at the same time and at the same traverse points as the particulate sample.

(3) Method 9 and the procedures in § 60.11 shall be used to determine opacity.

(c) The owner or operator shall determine compliance with the particular matter standard in § 60.282(a)(2) as follows:

(1) The emission rate (E) of particulate matter shall be computed for each run using the following equation:

$$E = c_s Q_{sd} / \text{BLS}$$

where:

E=emission rate of particulate matter, g/kg (lb/ton) of BLS.

c_s = Concentration of particulate matter, g/dscm (lb/dscf).

Q_{sd} =volumetric flow rate of effluent gas, dscm/hr (dscf/hr).

BLS=black liquor solids (dry weight) feed rate, kg/hr (ton/hr).

(2) Method 5 shall be used to determine the particulate matter concentration (c_s) and the volumetric flow rate (Q_{sd}) of the effluent gas. The sampling time and sample volume shall be at least 60 minutes and 0.90 dscm (31.8 dscf). Water shall be used instead of acetone in the sample recovery.

(3) Process data shall be used to determine the black liquor solids (BLS) feed rate on a dry weight basis.

(d) The owner or operator shall determine compliance with the TRS standards in § 60.283, except § 60.283(a)(1)(vi) and (4), as follows:

(1) Method 16 shall be used to determine the TRS concentration. The TRS concentration shall be corrected to the appropriate oxygen concentration using the procedure in § 60.284(c)(3). The sampling time shall be at least 3 hours, but no longer than 6 hours.

(2) The emission rate correction factor, integrated sampling and analysis procedure of Method 3B shall be used to determine the oxygen concentration. The sample shall be taken over the same time period as the TRS samples.

(3) When determining whether a furnace is a straight kraft recovery furnace or a cross recovery furnace, TAPPI Method T.624 (incorporated by reference—see § 60.17) shall be used to determine sodium sulfide, sodium hydroxide, and sodium carbonate. These determinations shall be made 3 times daily from the green liquor, and the daily average values shall be converted to sodium oxide (Na_2O) and substituted into the following equation to determine the green liquor sulfidity:

$$\text{GLS} = 100 C_{\text{Na}_2\text{S}} / (C_{\text{Na}_2\text{S}} C_{\text{NaOH}} C_{\text{Na}_2\text{CO}_3})$$

Where:

GLS=green liquor sulfidity, percent.

$C_{\text{Na}_2\text{S}}$ =concentration of Na_2S as Na_2O , mg/liter (gr/gal).

C_{NaOH} =concentration of NaOH as Na_2O , mg/liter (gr/gal).

$C_{\text{Na}_2\text{CO}_3}$ =concentration of Na_2CO_3 as Na_2O , mg/liter (gr/gal).

(e) The owner or operator shall determine compliance with the TRS standards in § 60.283(a)(1)(vi) and (4) as follows:

§ 60.290

(1) The emission rate (E) of TRS shall be computed for each run using the following equation:

$$E = C_{\text{TRS}} F Q_{\text{sd}}/P$$

where:

E=emission rate of TRS, g/kg (lb/ton) of BLS or ADP.

C_{TRS} =average combined concentration of TRS, ppm.

F = conversion factor, 0.001417 g H₂S/m³-ppm (8.846 × 10⁻⁸ lb H₂S/ft³-ppm).

Q_{sd} =volumetric flow rate of stack gas, dscm/hr (dscf/hr).

P=black liquor solids feed or pulp production rate, kg/hr (ton/hr).

(2) Method 16 shall be used to determine the TRS concentration (C_{TRS}).

(3) Method 2 shall be used to determine the volumetric flow rate (Q_{sd}) of the effluent gas.

(4) Process data shall be used to determine the black liquor feed rate or the pulp production rate (P).

(f) The owner or operator may use the following as alternatives to the reference methods and procedures specified in this section:

(1) For Method 5, Method 17 may be used if a constant value of 0.009 g/dscm (0.004 gr/dscf) is added to the results of Method 17 and the stack temperature is no greater than 204 °C (400 °F).

(2) In place of Method 16, Method 16A or 16B may be used.

[54 FR 6673, Feb. 14, 1989; 54 FR 21344, May 17, 1989, as amended at 55 FR 5212, Feb. 14, 1990; 65 FR 61759, Oct. 17, 2000]

Subpart CC—Standards of Performance for Glass Manufacturing Plants

§ 60.290 Applicability and designation of affected facility.

(a) Each glass melting furnace is an affected facility to which the provisions of this subpart apply.

(b) Any facility under paragraph (a) of this section that commences construction or modification after June 15, 1979, is subject to the requirements of this subpart.

(c) This subpart does not apply to hand glass melting furnaces, glass melting furnaces designed to produce

40 CFR Ch. I (7-1-07 Edition)

less than 4.55 Mg (5 tons) of glass per day and all-electric melters.

[45 FR 66751, Oct. 7, 1980, as amended at 65 FR 61759, Oct. 17, 2000]

§ 60.291 Definitions.

As used in this subpart, all terms not defined herein shall have the meaning given them in the Act and in subpart A of this part, unless otherwise required by the context.

All-electric melter means a glass melting furnace in which all the heat required for melting is provided by electric current from electrodes submerged in the molten glass, although some fossil fuel may be charged to the furnace as raw material only.

Borosilicate recipe means glass product composition of the following approximate ranges of weight proportions: 60 to 80 percent silicon dioxide, 4 to 10 percent total R₂O (e.g., Na₂O and K₂O), 5 to 35 percent boric oxides, and 0 to 13 percent other oxides.

Container glass means glass made of soda-lime recipe, clear or colored, which is pressed and/or blown into bottles, jars, ampoules, and other products listed in Standard Industrial Classification 3221 (SIC 3221).

Experimental furnace means a glass melting furnace with the sole purpose of operating to evaluate glass melting processes, technologies, or glass products. An experimental furnace does not produce glass that is sold (except for further research and development purposes) or that is used as a raw material for nonexperimental furnaces.


Flat glass means glass made of soda-lime recipe and produced into continuous flat sheets and other products listed in SIC 3211.

Flow channels means appendages used for conditioning and distributing molten glass to forming apparatuses and are a permanently separate source of emissions such that no mixing of emissions occurs with emissions from the melter cooling system prior to their being vented to the atmosphere.

Glass melting furnace means a unit comprising a refractory vessel in which raw materials are charged, melted at high temperature, refined, and conditioned to produce molten glass. The

APPENDIX B

**40 CFR 60, Subpart D, Standards of Performance for Fossil-Fuel-Fired Steam
Generators for which Construction Commenced After August 17, 1971**



Pollutant	Units (7 percent oxygen, dry basis)	HMIWI emission limits
Dioxins/furans	nanograms per dry standard cubic meter total dioxins/furans (grains per billion dry standard cubic feet) or nanograms per dry standard cubic meter TEQ (grains per billion dry standard cubic feet).	800 (350) or 15 (5.6).
Hydrogen chloride	Parts per million by volume	3100.
Sulfur dioxide	Parts per million by volume	55.
Nitrogen oxides	Parts per million by volume	250.
Lead	Milligrams per dry standard cubic meter (grains per thousand dry standard cubic feet).	10 (4.4).
Cadmium	Milligrams per dry standard cubic meter (grains per thousand dry standard cubic feet).	4 (1.7).
Mercury	Milligrams per dry standard cubic meter (grains per thousands dry standard cubic feet).	7.5 (3.3).

Subpart D—Standards of Performance for Fossil-Fuel-Fired Steam Generators for Which Construction Is Commenced After August 17, 1971

SOURCE: 72 FR 32717, June 13, 2007, unless otherwise noted.

§ 60.40 Applicability and designation of affected facility.

(a) The affected facilities to which the provisions of this subpart apply are:

(1) Each fossil-fuel-fired steam generating unit of more than 73 megawatts (MW) heat input rate (250 million British thermal units per hour (MMBtu/hr)).

(2) Each fossil-fuel and wood-residue-fired steam generating unit capable of firing fossil fuel at a heat input rate of more than 73 MW (250 MMBtu/hr).

(b) Any change to an existing fossil-fuel-fired steam generating unit to accommodate the use of combustible materials, other than fossil fuels as defined in this subpart, shall not bring that unit under the applicability of this subpart.

(c) Except as provided in paragraph (d) of this section, any facility under paragraph (a) of this section that commenced construction or modification after August 17, 1971, is subject to the requirements of this subpart.

(d) The requirements of §§ 60.44 (a)(4), (a)(5), (b) and (d), and 60.45(f)(4)(vi) are applicable to lignite-fired steam generating units that commenced construction or modification after December 22, 1976.

(e) Any facility covered under subpart Da is not covered under this subpart.

§ 60.41 Definitions.

As used in this subpart, all terms not defined herein shall have the meaning given them in the Act, and in subpart A of this part.

Boiler operating day means a 24-hour period between 12 midnight and the following midnight during which any fuel is combusted at any time in the steam-generating unit. It is not necessary for fuel to be combusted the entire 24-hour period.

Coal means all solid fuels classified as anthracite, bituminous, subbituminous, or lignite by ASTM D388 (incorporated by reference, see § 60.17).

Coal refuse means waste-products of coal mining, cleaning, and coal preparation operations (e.g. culm, gob, etc.) containing coal, matrix material, clay, and other organic and inorganic material.

Fossil fuel means natural gas, petroleum, coal, and any form of solid, liquid, or gaseous fuel derived from such materials for the purpose of creating useful heat.

Fossil fuel and wood residue-fired steam generating unit means a furnace or boiler used in the process of burning fossil fuel and wood residue for the purpose of producing steam by heat transfer.

Fossil-fuel-fired steam generating unit means a furnace or boiler used in the process of burning fossil fuel for the purpose of producing steam by heat transfer.

Wood residue means bark, sawdust, slabs, chips, shavings, mill trim, and other wood products derived from wood

§ 60.42

processing and forest management operations.

§ 60.42 Standard for particulate matter (PM).

(a) On and after the date on which the performance test required to be conducted by §60.8 is completed, no owner or operator subject to the provisions of this subpart shall cause to be discharged into the atmosphere from any affected facility any gases that:

(1) Contain PM in excess of 43 nanograms per joule (ng/J) heat input (0.10 lb/MMBtu) derived from fossil fuel or fossil fuel and wood residue.

(2) Exhibit greater than 20 percent opacity except for one six-minute period per hour of not more than 27 percent opacity.

(b)(1) On or after December 28, 1979, no owner or operator shall cause to be discharged into the atmosphere from the Southwestern Public Service Company's Harrington Station #1, in Amarillo, TX, any gases which exhibit greater than 35 percent opacity, except that a maximum of 42 percent opacity shall be permitted for not more than 6 minutes in any hour.

(2) Interstate Power Company shall not cause to be discharged into the atmosphere from its Lansing Station Unit No. 4 in Lansing, IA, any gases which exhibit greater than 32 percent opacity, except that a maximum of 39 percent opacity shall be permitted for not more than six minutes in any hour.

§ 60.43 Standard for sulfur dioxide (SO₂).

(a) Except as provided under paragraph (d) of this section, on and after the date on which the performance test required to be conducted by §60.8 is completed, no owner or operator subject to the provisions of this subpart shall cause to be discharged into the atmosphere from any affected facility any gases that contain SO₂ in excess of:

(1) 340 ng/J heat input (0.80 lb/MMBtu) derived from liquid fossil fuel or liquid fossil fuel and wood residue.

(2) 520 ng/J heat input (1.2 lb/MMBtu) derived from solid fossil fuel or solid fossil fuel and wood residue, except as provided in paragraph (e) of this section.

40 CFR Ch. I (7-1-07 Edition)

(b) Except as provided under paragraph (d) of this section, when different fossil fuels are burned simultaneously in any combination, the applicable standard (in ng/J) shall be determined by proration using the following formula:

$$PS_{SO_2} = \frac{y(340) + z(520)}{(y + z)}$$

Where:

PS_{SO_2} = Prorated standard for SO₂ when burning different fuels simultaneously, in ng/J heat input derived from all fossil fuels or from all fossil fuels and wood residue fired;

y = Percentage of total heat input derived from liquid fossil fuel; and

z = Percentage of total heat input derived from solid fossil fuel.

(c) Compliance shall be based on the total heat input from all fossil fuels burned, including gaseous fuels.

(d) As an alternate to meeting the requirements of paragraphs (a) and (b) of this section, an owner or operator can petition the Administrator (in writing) to comply with §60.43Da(i)(3) of subpart Da of this part or comply with §60.42b(k) of subpart Db of this part, as applicable to the affected source. If the Administrator grants the petition, the source will from then on (unless the unit is modified or reconstructed in the future) have to comply with the requirements in §60.43Da(i)(3) of subpart Da of this part or §60.42b(k) of subpart Db of this part, as applicable to the affected source.

(e) Units 1 and 2 (as defined in appendix G of this part) at the Newton Power Station owned or operated by the Central Illinois Public Service Company will be in compliance with paragraph (a)(2) of this section if Unit 1 and Unit 2 individually comply with paragraph (a)(2) of this section or if the combined emission rate from Units 1 and 2 does not exceed 470 ng/J (1.1 lb/MMBtu) combined heat input to Units 1 and 2.

§ 60.44 Standard for nitrogen oxides (NO_x).

(a) Except as provided under paragraph (e) of this section, on and after the date on which the performance test required to be conducted by §60.8 is

Environmental Protection Agency

§ 60.45

completed, no owner or operator subject to the provisions of this subpart shall cause to be discharged into the atmosphere from any affected facility any gases that contain NO_x, expressed as NO₂ in excess of:

- (1) 86 ng/J heat input (0.20 lb/MMBtu) derived from gaseous fossil fuel.
- (2) 129 ng/J heat input (0.30 lb/MMBtu) derived from liquid fossil fuel, liquid fossil fuel and wood residue, or gaseous fossil fuel and wood residue.
- (3) 300 ng/J heat input (0.70 lb/MMBtu) derived from solid fossil fuel or solid fossil fuel and wood residue (except lignite or a solid fossil fuel containing 25 percent, by weight, or more of coal refuse).

(4) 260 ng/J heat input (0.60 lb MMBtu) derived from lignite or lignite and wood residue (except as provided under paragraph (a)(5) of this section).

(5) 340 ng/J heat input (0.80 lb MMBtu) derived from lignite which is mined in North Dakota, South Dakota, or Montana and which is burned in a cyclone-fired unit.

(b) Except as provided under paragraphs (c), (d), and (e) of this section, when different fossil fuels are burned simultaneously in any combination, the applicable standard (in ng/J) is determined by proration using the following formula:

$$PS_{NO_x} = \frac{w(260) + x(86) + y(130) + z(300)}{(w + x + y + z)}$$

Where:

PS_{NO_x} = Prorated standard for NO_x when burning different fuels simultaneously, in ng/J heat input derived from all fossil fuels fired or from all fossil fuels and wood residue fired;

w = Percentage of total heat input derived from lignite;

x = Percentage of total heat input derived from gaseous fossil fuel;

y = Percentage of total heat input derived from liquid fossil fuel; and

z = Percentage of total heat input derived from solid fossil fuel (except lignite).

(c) When a fossil fuel containing at least 25 percent, by weight, of coal refuse is burned in combination with gaseous, liquid, or other solid fossil fuel or wood residue, the standard for NO_x does not apply.

(d) Except as provided under paragraph (e) of this section, cyclone-fired units which burn fuels containing at least 25 percent of lignite that is mined in North Dakota, South Dakota, or Montana remain subject to paragraph (a)(5) of this section regardless of the types of fuel combusted in combination with that lignite.

(e) As an alternate to meeting the requirements of paragraphs (a), (b), and (d) of this section, an owner or operator can petition the Administrator (in writing) to comply with §60.44Da(e)(3)

of subpart Da of this part. If the Administrator grants the petition, the source will from then on (unless the unit is modified or reconstructed in the future) have to comply with the requirements in §60.44Da(e)(3) of subpart Da of this part.

§60.45 Emissions and fuel monitoring.

(a) Each owner or operator shall install, calibrate, maintain, and operate continuous emissions monitoring systems (CEMS) for measuring the opacity of emissions, SO₂ emissions, NO_x emissions, and either oxygen (O₂) or carbon dioxide (CO₂) except as provided in paragraph (b) of this section.

(b) Certain of the CEMS requirements under paragraph (a) of this section do not apply to owners or operators under the following conditions:

(1) For a fossil-fuel-fired steam generator that burns only gaseous fossil fuel and that does not use post-combustion technology to reduce emissions of SO₂ or PM, CEMS for measuring the opacity of emissions and SO₂ emissions are not required.

(2) For a fossil-fuel-fired steam generator that does not use a flue gas desulfurization device, a CEMS for

measuring SO₂ emissions is not required if the owner or operator monitors SO₂ emissions by fuel sampling and analysis.

(3) Notwithstanding § 60.13(b), installation of a CEMS for NO_x may be delayed until after the initial performance tests under § 60.8 have been conducted. If the owner or operator demonstrates during the performance test that emissions of NO_x are less than 70 percent of the applicable standards in § 60.44, a CEMS for measuring NO_x emissions is not required. If the initial performance test results show that NO_x emissions are greater than 70 percent of the applicable standard, the owner or operator shall install a CEMS for NO_x within one year after the date of the initial performance tests under § 60.8 and comply with all other applicable monitoring requirements under this part.

(4) If an owner or operator does not install any CEMS for sulfur oxides and NO_x, as provided under paragraphs (b)(1) and (b)(3) or paragraphs (b)(2) and (b)(3) of this section a CEMS for measuring either O₂ or CO₂ is not required.

(5) An owner or operator may petition the Administrator (in writing) to install a PM CEMS as an alternative to the CEMS for monitoring opacity emissions.

(6) A CEMS for measuring the opacity of emissions is not required for a fossil fuel-fired steam generator that does not use post-combustion technology (except a wet scrubber) for reducing PM, SO₂, or carbon monoxide (CO) emissions, burns only gaseous fuels or fuel oils that contain less than or equal to 0.30 weight percent sulfur, and is operated such that emissions of CO to the atmosphere from the affected source are maintained at levels less than or equal to 0.15 lb/MMBtu on a boiler operating day average basis. Owners and operators of affected sources electing to comply with this paragraph must demonstrate compliance according to the procedures specified in paragraphs (b)(6)(i) through (iv) of this section.

(i) You must monitor CO emissions using a CEMS according to the procedures specified in paragraphs (b)(6)(i)(A) through (D) of this section.

(A) The CO CEMS must be installed, certified, maintained, and operated according to the provisions in § 60.58b(i)(3) of subpart Eb of this part.

(B) Each 1-hour CO emissions average is calculated using the data points generated by the CO CEMS expressed in parts per million by volume corrected to 3 percent oxygen (dry basis).

(C) At a minimum, valid 1-hour CO emissions averages must be obtained for at least 90 percent of the operating hours on a 30-day rolling average basis. At least two data points per hour must be used to calculate each 1-hour average.

(D) Quarterly accuracy determinations and daily calibration drift tests for the CO CEMS must be performed in accordance with procedure 1 in appendix F of this part.

(ii) You must calculate the 1-hour average CO emissions levels for each boiler operating day by multiplying the average hourly CO output concentration measured by the CO CEMS times the corresponding average hourly flue gas flow rate and divided by the corresponding average hourly heat input to the affected source. The 24-hour average CO emission level is determined by calculating the arithmetic average of the hourly CO emission levels computed for each boiler operating day.

(iii) You must evaluate the preceding 24-hour average CO emission level each boiler operating day excluding periods of affected source startup, shutdown, or malfunction. If the 24-hour average CO emission level is greater than 0.15 lb/MMBtu, you must initiate investigation of the relevant equipment and control systems within 24 hours of the first discovery of the high emission incident and, take the appropriate corrective action as soon as practicable to adjust control settings or repair equipment to reduce the 24-hour average CO emission level to 0.15 lb/MMBtu or less.

(iv) You must record the CO measurements and calculations performed according to paragraph (b)(6) of this section and any corrective actions taken. The record of corrective action taken must include the date and time during which the 24-hour average CO emission level was greater than 0.15 lb/MMBtu, and the date, time, and description of the corrective action.

(c) For performance evaluations under §60.13(c) and calibration checks under §60.13(d), the following procedures shall be used:

(1) Methods 6, 7, and 3B of appendix A of this part, as applicable, shall be used for the performance evaluations of SO₂ and NO_x continuous monitoring systems. Acceptable alternative methods for Methods 6, 7, and 3B of appendix A of this part are given in §60.46(d).

(2) Sulfur dioxide or nitric oxide, as applicable, shall be used for preparing calibration gas mixtures under Per-

formance Specification 2 of appendix B to this part.

(3) For affected facilities burning fossil fuel(s), the span value for a continuous monitoring system measuring the opacity of emissions shall be 80, 90, or 100 percent. For a continuous monitoring system measuring sulfur oxides or NO_x the span value shall be determined using one of the following procedures:

(i) Except as provided under paragraph (c)(3)(ii) of this section, SO₂ and NO_x span values shall be determined as follows:

Fossil fuel	In parts per million	
	Span value for SO ₂	Span value for NO _x
Gas	(¹)	500.
Liquid	1,000	500.
Solid	1,500	1,000.
Combinations	1,000y + 1,500z	500 (x + y) + 1,000z.

¹Not applicable.

Where:

x = Fraction of total heat input derived from gaseous fossil fuel;

y = Fraction of total heat input derived from liquid fossil fuel; and

z = Fraction of total heat input derived from solid fossil fuel.

(ii) As an alternative to meeting the requirements of paragraph (c)(3)(i) of this section, the owner or operator of an affected facility may elect to use the SO₂ and NO_x span values determined according to sections 2.1.1 and 2.1.2 in appendix A to part 75 of this chapter.

(4) All span values computed under paragraph (c)(3)(i) of this section for burning combinations of fossil fuels shall be rounded to the nearest 500 ppm. Span values that are computed under paragraph (c)(3)(ii) of this section shall be rounded off according to the applicable procedures in section 2 of appendix A to part 75 of this chapter.

(5) For a fossil-fuel-fired steam generator that simultaneously burns fossil fuel and nonfossil fuel, the span value of all CEMS shall be subject to the Administrator's approval.

(d) [Reserved]

(e) For any CEMS installed under paragraph (a) of this section, the following conversion procedures shall be used to convert the continuous moni-

toring data into units of the applicable standards (ng/J, lb/MMBtu):

(1) When a CEMS for measuring O₂ is selected, the measurement of the pollutant concentration and O₂ concentration shall each be on a consistent basis (wet or dry). Alternative procedures approved by the Administrator shall be used when measurements are on a wet basis. When measurements are on a dry basis, the following conversion procedure shall be used:

$$E = CF \left(\frac{20.9}{(20.9 - \%O_2)} \right)$$

Where E, C, F, and %O₂ are determined under paragraph (f) of this section.

(2) When a CEMS for measuring CO₂ is selected, the measurement of the pollutant concentration and CO₂ concentration shall each be on a consistent basis (wet or dry) and the following conversion procedure shall be used:

$$E = CF_c \left(\frac{100}{\%CO_2} \right)$$

Where E, C, F_c and %CO₂ are determined under paragraph (f) of this section.

(f) The values used in the equations under paragraphs (e)(1) and (2) of this section are derived as follows:

(1) E = pollutant emissions, ng/J (lb/MMBtu).

(2) C = pollutant concentration, ng/dscm (lb/dscf), determined by multiplying the average concentration (ppm) for each one-hour period by 4.15×10^4 M ng/dscm per ppm (2.59×10^{-9} M lb/dscf per ppm) where M = pollutant molecular weight, g/g-mole (lb/lb-mole). M = 64.07 for SO₂ and 46.01 for NO_x.

(3) %O₂, %CO₂ = O₂ or CO₂ volume (expressed as percent), determined with equipment specified under paragraph (a) of this section.

(4) F, F_c = a factor representing a ratio of the volume of dry flue gases generated to the calorific value of the fuel combusted (F), and a factor representing a ratio of the volume of CO₂ generated to the calorific value of the fuel combusted (F_c), respectively. Values of F and F_c are given as follows:

(i) For anthracite coal as classified according to ASTM D388 (incorporated by reference, see § 60.17), F = $2,723 \times 10^{-17}$ dscm/J (10,140 dscf/MMBtu) and F_c = 0.532×10^{-17} scm CO₂/J (1,980 scf CO₂/MMBtu).

(ii) For subbituminous and bituminous coal as classified according to ASTM D388 (incorporated by reference, see § 60.17), F = 2.637×10^{-7} dscm/J (9,820 dscf/MMBtu) and F_c = 0.486×10^{-7} scm CO₂/J (1,810 scf CO₂/MMBtu).

(iii) For liquid fossil fuels including crude, residual, and distillate oils, F = 2.476×10^{-7} dscm/J (9,220 dscf/MMBtu) and F_c = 0.384×10^{-7} scm CO₂/J (1,430 scf CO₂/MMBtu).

(iv) For gaseous fossil fuels, F = 2.347×10^{-7} dscm/J (8,740 dscf/MMBtu). For natural gas, propane, and butane fuels, F_c = 0.279×10^{-7} scm CO₂/J (1,040 scf CO₂/MMBtu) for natural gas, 0.322×10^{-7} scm CO₂/J (1,200 scf CO₂/MMBtu) for propane, and 0.338×10^{-7} scm CO₂/J (1,260 scf CO₂/MMBtu) for butane.

(v) For bark F = 2.589×10^{-7} dscm/J (9,640 dscf/MMBtu) and F_c = 0.500×10^{-7} scm CO₂/J (1,840 scf CO₂/MMBtu). For wood residue other than bark F = 2.492×10^{-7} dscm/J (9,280 dscf/MMBtu) and F_c = 0.494×10^{-7} scm CO₂/J (1,860 scf CO₂/MMBtu).

(vi) For lignite coal as classified according to ASTM D388 (incorporated by reference, see § 60.17), F = 2.659×10^{-7} dscm/J (9,900 dscf/MMBtu) and F_c = 0.516×10^{-7} scm CO₂/J (1,920 scf CO₂/MMBtu).

(5) The owner or operator may use the following equation to determine an F factor (dscm/J or dscf/MMBtu) on a dry basis (if it is desired to calculate F on a wet basis, consult the Administrator) or F_c factor (scm CO₂/J, or scf CO₂/MMBtu) on either basis in lieu of the F or F_c factors specified in paragraph (f)(4) of this section:

$$F = 10^{-6} \frac{[227.2 (\%H) + 95.5 (\%C) + 35.6 (\%S) + 8.7 (\%N) - 28.7 (\%O)]}{GCV}$$

$$F_c = \frac{2.0 \times 10^{-5} (\%C)}{GCV \text{ (SI units)}}$$

$$F = 10^{-6} \frac{[3.64 (\%H) + 1.53 (\%C) + 0.57 (\%S) + 0.14 (\%N) - 0.46 (\%O)]}{GCV \text{ (English units)}}$$

$$F_c = \frac{20.0 (\%C)}{GCV \text{ (SI units)}}$$

$$F_c = \frac{321 \times 10^3 (\%C)}{GCV \text{ (English units)}}$$

(i) %H, %C, %S, %N, and %O are content by weight of hydrogen, carbon, sulfur, nitrogen, and O₂ (expressed as percent), respectively, as determined on the same basis as GCV by ultimate analysis of the fuel fired, using ASTM D3178 or D3176 (solid fuels), or computed from results using ASTM D1137, D1945, or D1946 (gaseous fuels) as applicable. (These five methods are incorporated by reference, see §60.17.)

(ii) GCV is the gross calorific value (kJ/kg, Btu/lb) of the fuel combusted determined by the ASTM test methods D2015 or D5865 for solid fuels and D1826 for gaseous fuels as applicable. (These three methods are incorporated by reference, see §60.17.)

(iii) For affected facilities which fire both fossil fuels and nonfossil fuels, the F or F_c value shall be subject to the Administrator's approval.

(6) For affected facilities firing combinations of fossil fuels or fossil fuels and wood residue, the F or F_c factors determined by paragraphs (f)(4) or (f)(5) of this section shall be prorated in accordance with the applicable formula as follows:

$$F = \sum_{i=1}^n X_i F_i \quad \text{or} \quad F_c = \sum_{i=1}^n X_i (F_c)_i$$

Where:

X_i = Fraction of total heat input derived from each type of fuel (e.g. natural gas, bituminous coal, wood residue, etc.);

F_i or (F_c)_i = Applicable F or F_c factor for each fuel type determined in accordance with paragraphs (f)(4) and (f)(5) of this section; and

n = Number of fuels being burned in combination.

(g) Excess emission and monitoring system performance reports shall be submitted to the Administrator semi-annually for each six-month period in the calendar year. All semiannual reports shall be postmarked by the 30th day following the end of each six-month period. Each excess emission and MSP report shall include the information required in §60.7(c). Periods of excess emissions and monitoring systems (MS) downtime that shall be reported are defined as follows:

(1) *Opacity*. Excess emissions are defined as any six-minute period during which the average opacity of emissions exceeds 20 percent opacity, except that one six-minute average per hour of up to 27 percent opacity need not be reported.

(i) For sources subject to the opacity standard of §60.42(b)(1), excess emissions are defined as any six-minute period during which the average opacity

§ 60.46

40 CFR Ch. I (7-1-07 Edition)

of emissions exceeds 35 percent opacity, except that one six-minute average per hour of up to 42 percent opacity need not be reported.

(ii) For sources subject to the opacity standard of §60.42(b)(2), excess emissions are defined as any six-minute period during which the average opacity of emissions exceeds 32 percent opacity, except that one six-minute average per hour of up to 39 percent opacity need not be reported.

(2) *Sulfur dioxide.* Excess emissions for affected facilities are defined as:

(i) Any three-hour period during which the average emissions (arithmetic average of three contiguous one-hour periods) of SO₂ as measured by a CEMS exceed the applicable standard under §60.43, or

(ii) Any 30 operating day period during which the average emissions (arithmetic average of all one-hour periods during the 30 operating days) of SO₂ as measured by a CEMS exceed the applicable standard under §60.43. Facilities complying with the 30-day SO₂ standard shall use the most current associated SO₂ compliance and monitoring requirements in §§60.48Da and 60.49Da of subpart Da of this part.

(3) *Nitrogen oxides.* Excess emissions for affected facilities using a CEMS for measuring NO_x are defined as:

(i) Any three-hour period during which the average emissions (arithmetic average of three contiguous one-hour periods) exceed the applicable standards under §60.44, or

(ii) Any 30 operating day period during which the average emissions (arithmetic average of all one-hour periods during the 30 operating days) of NO_x as measured by a CEMS exceed the applicable standard under §60.43. Facilities complying with the 30-day NO_x standard shall use the most current associated NO_x compliance and monitoring requirements in §§60.48Da and 60.49Da of subpart Da of this part.

(4) *Particulate matter.* Excess emissions for affected facilities using a CEMS for measuring PM are defined as any boiler operating day period during which the average emissions (arithmetic average of all operating one-hour periods) exceed the applicable standards under §60.43. Affected facilities using PM CEMS in lieu of a CEMS for

monitoring opacity emissions must follow the most current applicable compliance and monitoring provisions in §§60.48Da and 60.49Da of subpart Da of this part.

§ 60.46 Test methods and procedures.

(a) In conducting the performance tests required in §60.8, and subsequent performance tests as requested by the EPA Administrator, the owner or operator shall use as reference methods and procedures the test methods in appendix A of this part or other methods and procedures as specified in this section, except as provided in §60.8(b). Acceptable alternative methods and procedures are given in paragraph (d) of this section.

(b) The owner or operator shall determine compliance with the PM, SO₂, and NO_x standards in §§60.42, 60.43, and 60.44 as follows:

(1) The emission rate (E) of PM, SO₂, or NO_x shall be computed for each run using the following equation:

$$E = CF_d \left(\frac{20.9}{(20.9 - \%O_2)} \right)$$

Where:

E = Emission rate of pollutant, ng/J (1b/million Btu);

C = Concentration of pollutant, ng/dscm (1b/dscf);

%O₂ = O₂ concentration, percent dry basis; and

F_d = Factor as determined from Method 19 of appendix A of this part.

(2) Method 5 of appendix A of this part shall be used to determine the PM concentration (C) at affected facilities without wet flue-gas-desulfurization (FGD) systems and Method 5B of appendix A of this part shall be used to determine the PM concentration (C) after FGD systems.

(i) The sampling time and sample volume for each run shall be at least 60 minutes and 0.85 dscm (30 dscf). The probe and filter holder heating systems in the sampling train shall be set to provide an average gas temperature of 160±14 °C (320±25 °F).

(ii) The emission rate correction factor, integrated or grab sampling and analysis procedure of Method 3B of appendix A of this part shall be used to determine the O₂ concentration (%O₂).

The O₂ sample shall be obtained simultaneously with, and at the same traverse points as, the particulate sample. If the grab sampling procedure is used, the O₂ concentration for the run shall be the arithmetic mean of the sample O₂ concentrations at all traverse points.

(iii) If the particulate run has more than 12 traverse points, the O₂ traverse points may be reduced to 12 provided that Method 1 of appendix A of this part is used to locate the 12 O₂ traverse points.

(3) Method 9 of appendix A of this part and the procedures in §60.11 shall be used to determine opacity.

(4) Method 6 of appendix A of this part shall be used to determine the SO₂ concentration.

(i) The sampling site shall be the same as that selected for the particulate sample. The sampling location in the duct shall be at the centroid of the cross section or at a point no closer to the walls than 1 m (3.28 ft). The sampling time and sample volume for each sample run shall be at least 20 minutes and 0.020 dscm (0.71 dscf). Two samples shall be taken during a 1-hour period, with each sample taken within a 30-minute interval.

(ii) The emission rate correction factor, integrated sampling and analysis procedure of Method 3B of appendix A of this part shall be used to determine the O₂ concentration (%O₂). The O₂ sample shall be taken simultaneously with, and at the same point as, the SO₂ sample. The SO₂ emission rate shall be computed for each pair of SO₂ and O₂ samples. The SO₂ emission rate (E) for each run shall be the arithmetic mean of the results of the two pairs of samples.

(5) Method 7 of appendix A of this part shall be used to determine the NO_x concentration.

(i) The sampling site and location shall be the same as for the SO₂ sample. Each run shall consist of four grab samples, with each sample taken at about 15-minute intervals.

(ii) For each NO_x sample, the emission rate correction factor, grab sampling and analysis procedure of Method 3B of appendix A of this part shall be used to determine the O₂ concentration (%O₂). The sample shall be taken si-

multaneously with, and at the same point as, the NO_x sample.

(iii) The NO_x emission rate shall be computed for each pair of NO_x and O₂ samples. The NO_x emission rate (E) for each run shall be the arithmetic mean of the results of the four pairs of samples.

(c) When combinations of fossil fuels or fossil fuel and wood residue are fired, the owner or operator (in order to compute the prorated standard as shown in §§60.43(b) and 60.44(b)) shall determine the percentage (w, x, y, or z) of the total heat input derived from each type of fuel as follows:

(1) The heat input rate of each fuel shall be determined by multiplying the gross calorific value of each fuel fired by the rate of each fuel burned.

(2) ASTM Methods D2015, or D5865 (solid fuels), D240 (liquid fuels), or D1826 (gaseous fuels) (all of these methods are incorporated by reference, see §60.17) shall be used to determine the gross calorific values of the fuels. The method used to determine the calorific value of wood residue must be approved by the Administrator.

(3) Suitable methods shall be used to determine the rate of each fuel burned during each test period, and a material balance over the steam generating system shall be used to confirm the rate.

(d) The owner or operator may use the following as alternatives to the reference methods and procedures in this section or in other sections as specified:

(1) The emission rate (E) of PM, SO₂ and NO_x may be determined by using the F_c factor, provided that the following procedure is used:

(i) The emission rate (E) shall be computed using the following equation:

$$E = CF_c \left(\frac{100}{\%CO_2} \right)$$

Where:

E = Emission rate of pollutant, ng/J (lb/MMBtu);

C = Concentration of pollutant, ng/dscm (lb/dscf);

%CO₂ = CO₂ concentration, percent dry basis; and

F_c = Factor as determined in appropriate sections of Method 19 of appendix A of this part.

(ii) If and only if the average F_c factor in Method 19 of appendix A of this part is used to calculate E and either E is from 0.97 to 1.00 of the emission standard or the relative accuracy of a continuous emission monitoring system is from 17 to 20 percent, then three runs of Method 3B of appendix A of this part shall be used to determine the O_2 and CO_2 concentration according to the procedures in paragraph (b)(2)(ii), (4)(ii), or (5)(ii) of this section. Then if F_o (average of three runs), as calculated from the equation in Method 3B of appendix A of this part, is more than ± 3 percent than the average F_o value, as determined from the average values of F_d and F_c in Method 19 of appendix A of this part, *i.e.*, $F_{oa} = 0.209 (F_{oa}/F_{ca})$, then the following procedure shall be followed:

(A) When F_o is less than $0.97 F_{oa}$, then E shall be increased by that proportion under $0.97 F_{oa}$, *e.g.*, if F_o is $0.95 F_{oa}$, E shall be increased by 2 percent. This recalculated value shall be used to determine compliance with the emission standard.

(B) When F_o is less than $0.97 F_{oa}$ and when the average difference (d) between the continuous monitor minus the reference methods is negative, then E shall be increased by that proportion under $0.97 F_{oa}$, *e.g.*, if F_o is $0.95 F_{oa}$, E shall be increased by 2 percent. This recalculated value shall be used to determine compliance with the relative accuracy specification.

(C) When F_o is greater than $1.03 F_{oa}$ and when the average difference d is positive, then E shall be decreased by that proportion over $1.03 F_{oa}$, *e.g.*, if F_o is $1.05 F_{oa}$, E shall be decreased by 2 percent. This recalculated value shall be used to determine compliance with the relative accuracy specification.

(2) For Method 5 or 5B of appendix A of this part, Method 17 of appendix A of this part may be used at facilities with or without wet FGD systems if the stack gas temperature at the sampling location does not exceed an average temperature of $16.0^\circ C$ ($320^\circ F$). The procedures of sections 2.1 and 2.3 of Method 5B of appendix A of this part may be used with Method 17 of appendix A of this part only if it is used after wet FGD systems. Method 17 of appendix A of this part shall not be used after wet

FGD systems if the effluent gas is saturated or laden with water droplets.

(3) Particulate matter and SO_2 may be determined simultaneously with the Method 5 of appendix A of this part train provided that the following changes are made:

(i) The filter and impinger apparatus in sections 2.1.5 and 2.1.6 of Method 8 of appendix A of this part is used in place of the condenser (section 2.1.7) of Method 5 of appendix A of this part.

(ii) All applicable procedures in Method 8 of appendix A of this part for the determination of SO_2 (including moisture) are used.

(4) For Method 6 of appendix A of this part, Method 6C of appendix A of this part may be used. Method 6A of appendix A of this part may also be used whenever Methods 6 and 3B of appendix A of this part data are specified to determine the SO_2 emission rate, under the conditions in paragraph (d)(1) of this section.

(5) For Method 7 of appendix A of this part, Method 7A, 7C, 7D, or 7E of appendix A of this part may be used. If Method 7C, 7D, or 7E of appendix A of this part is used, the sampling time for each run shall be at least 1 hour and the integrated sampling approach shall be used to determine the O_2 concentration ($\%O_2$) for the emission rate correction factor.

(6) For Method 3 of appendix A of this part, Method 3A or 3B of appendix A of this part may be used.

(7) For Method 3B of appendix A of this part, Method 3A of appendix A of this part may be used.

Subpart Da—Standards of Performance for Electric Utility Steam Generating Units for Which Construction is Commenced After September 18, 1978

SOURCE: 72 FR 32722, June 13, 2007, unless otherwise noted.

§ 60.40Da Applicability and designation of affected facility.

(a) The affected facility to which this subpart applies is each electric utility steam generating unit:

APPENDIX C

**40 CFR 60, Subpart Db, Standards of Performance for Industrial-
Commercial-Institutional Steam Generating Units**

§ 60.52Da

40 CFR Ch. I (7-1-07 Edition)

subpart A to the Administrator semi-annually for each six-month period. All semiannual reports shall be post-marked by the 30th day following the end of each six-month period.

(k) The owner or operator of an affected facility may submit electronic quarterly reports for SO₂ and/or NO_x and/or opacity and/or Hg in lieu of submitting the written reports required under paragraphs (b), (g), and (i) of this section. The format of each quarterly electronic report shall be coordinated with the permitting authority. The electronic report(s) shall be submitted no later than 30 days after the end of the calendar quarter and shall be accompanied by a certification statement from the owner or operator, indicating whether compliance with the applicable emission standards and minimum data requirements of this subpart was achieved during the reporting period. Before submitting reports in the electronic format, the owner or operator shall coordinate with the permitting authority to obtain their agreement to submit reports in this alternative format.

§ 60.52Da Recordkeeping requirements.

The owner or operator of an affected facility subject to the emissions limitations in § 60.45Da shall provide notifications in accordance with § 60.7(a) and shall maintain records of all information needed to demonstrate compliance including performance tests, monitoring data, fuel analyses, and calculations, consistent with the requirements of § 60.7(f).

Subpart Db—Standards of Performance for Industrial-Commercial-Institutional Steam Generating Units

SOURCE: 72 FR 32742, June 13, 2007, unless otherwise noted.

§ 60.40b Applicability and delegation of authority.

(a) The affected facility to which this subpart applies is each steam generating unit that commences construction, modification, or reconstruction after June 19, 1984, and that has a heat input capacity from fuels combusted in

the steam generating unit of greater than 29 megawatts (MW) (100 million British thermal units per hour (MMBtu/hr)).

(b) Any affected facility meeting the applicability requirements under paragraph (a) of this section and commencing construction, modification, or reconstruction after June 19, 1984, but on or before June 19, 1986, is subject to the following standards:

(1) Coal-fired affected facilities having a heat input capacity between 29 and 73 MW (100 and 250 MMBtu/hr), inclusive, are subject to the particulate matter (PM) and nitrogen oxides (NO_x) standards under this subpart.

(2) Coal-fired affected facilities having a heat input capacity greater than 73 MW (250 MMBtu/hr) and meeting the applicability requirements under subpart D (Standards of performance for fossil-fuel-fired steam generators; § 60.40) are subject to the PM and NO_x standards under this subpart and to the sulfur dioxide (SO₂) standards under subpart D (§ 60.43).

(3) Oil-fired affected facilities having a heat input capacity between 29 and 73 MW (100 and 250 MMBtu/hr), inclusive, are subject to the NO_x standards under this subpart.

(4) Oil-fired affected facilities having a heat input capacity greater than 73 MW (250 MMBtu/hr) and meeting the applicability requirements under subpart D (Standards of performance for fossil-fuel-fired steam generators; § 60.40) are also subject to the NO_x standards under this subpart and the PM and SO₂ standards under subpart D (§ 60.42 and § 60.43).

(c) Affected facilities that also meet the applicability requirements under subpart J (Standards of performance for petroleum refineries; § 60.104) are subject to the PM and NO_x standards under this subpart and the SO₂ standards under subpart J (§ 60.104).

(d) Affected facilities that also meet the applicability requirements under subpart E (Standards of performance for incinerators; § 60.50) are subject to the NO_x and PM standards under this subpart.

(e) Steam generating units meeting the applicability requirements under subpart Da (Standards of performance for electric utility steam generating

units; § 60.40Da) are not subject to this subpart.

(f) Any change to an existing steam generating unit for the sole purpose of combusting gases containing total reduced sulfur (TRS) as defined under § 60.281 is not considered a modification under § 60.14 and the steam generating unit is not subject to this subpart.

(g) In delegating implementation and enforcement authority to a State under section 111(c) of the Clean Air Act, the following authorities shall be retained by the Administrator and not transferred to a State.

- (1) Section 60.44b(f).
- (2) Section 60.44b(g).
- (3) Section 60.49b(a)(4).

(h) Any affected facility that meets the applicability requirements and is subject to subpart Ea, subpart Eb, or subpart AAAA of this part is not covered by this subpart.

(i) Heat recovery steam generators that are associated with combined cycle gas turbines and that meet the applicability requirements of subpart GG or KKKK of this part are not subject to this subpart. This subpart will continue to apply to all other heat recovery steam generators that are capable of combusting more than 29 MW (100 MMBtu/hr) heat input of fossil fuel. If the heat recovery steam generator is subject to this subpart, only emissions resulting from combustion of fuels in the steam generating unit are subject to this subpart. (The gas turbine emissions are subject to subpart GG or KKKK, as applicable, of this part.)

(j) Any affected facility meeting the applicability requirements under paragraph (a) of this section and commencing construction, modification, or reconstruction after June 19, 1986 is not subject to subpart D (Standards of Performance for Fossil-Fuel-Fired Steam Generators, § 60.40).

(k) Any affected facility that meets the applicability requirements and is subject to an EPA approved State or Federal section 111(d)/129 plan implementing subpart Cb or subpart BBBB of this part is not covered by this subpart.

§ 60.41b Definitions.

As used in this subpart, all terms not defined herein shall have the meaning given them in the Clean Air Act and in subpart A of this part.

Annual capacity factor means the ratio between the actual heat input to a steam generating unit from the fuels listed in § 60.42b(a), § 60.43b(a), or § 60.44b(a), as applicable, during a calendar year and the potential heat input to the steam generating unit had it been operated for 8,760 hours during a calendar year at the maximum steady state design heat input capacity. In the case of steam generating units that are rented or leased, the actual heat input shall be determined based on the combined heat input from all operations of the affected facility in a calendar year.

Byproduct/waste means any liquid or gaseous substance produced at chemical manufacturing plants, petroleum refineries, or pulp and paper mills (except natural gas, distillate oil, or residual oil) and combusted in a steam generating unit for heat recovery or for disposal. Gaseous substances with carbon dioxide (CO₂) levels greater than 50 percent or carbon monoxide levels greater than 10 percent are not byproduct/waste for the purpose of this subpart.

Chemical manufacturing plants mean industrial plants that are classified by the Department of Commerce under Standard Industrial Classification (SIC) Code 28.

Coal means all solid fuels classified as anthracite, bituminous, subbituminous, or lignite by the American Society of Testing and Materials in ASTM D388 (incorporated by reference, see § 60.17), coal refuse, and petroleum coke. Coal-derived synthetic fuels, including but not limited to solvent refined coal, gasified coal, coal-oil mixtures, coke oven gas, and coal-water mixtures, are also included in this definition for the purposes of this subpart.

Coal refuse means any byproduct of coal mining or coal cleaning operations with an ash content greater than 50 percent, by weight, and a heating value less than 13,900 kJ/kg (6,000 Btu/lb) on a dry basis.

Cogeneration, also known as combined heat and power, means a facility that simultaneously produces both electric

§60.41b

40 CFR Ch. I (7-1-07 Edition)

(or mechanical) and useful thermal energy from the same primary energy source.

Coke oven gas means the volatile constituents generated in the gaseous exhaust during the carbonization of bituminous coal to form coke.

Combined cycle system means a system in which a separate source, such as a gas turbine, internal combustion engine, kiln, etc., provides exhaust gas to a steam generating unit.

Conventional technology means wet flue gas desulfurization (FGD) technology, dry FGD technology, atmospheric fluidized bed combustion technology, and oil hydrodesulfurization technology.

Distillate oil means fuel oils that contain 0.05 weight percent nitrogen or less and comply with the specifications for fuel oil numbers 1 and 2, as defined by the American Society of Testing and Materials in ASTM D396 (incorporated by reference, see §60.17).

Dry flue gas desulfurization technology means a SO₂ control system that is located downstream of the steam generating unit and removes sulfur oxides from the combustion gases of the steam generating unit by contacting the combustion gases with an alkaline reagent and water, whether introduced separately or as a premixed slurry or solution and forming a dry powder material. This definition includes devices where the dry powder material is subsequently converted to another form. Alkaline slurries or solutions used in dry flue gas desulfurization technology include but are not limited to lime and sodium.

Duct burner means a device that combusts fuel and that is placed in the exhaust duct from another source, such as a stationary gas turbine, internal combustion engine, kiln, etc., to allow the firing of additional fuel to heat the exhaust gases before the exhaust gases enter a steam generating unit.

Emerging technology means any SO₂ control system that is not defined as a conventional technology under this section, and for which the owner or operator of the facility has applied to the Administrator and received approval to operate as an emerging technology under §60.49b(a)(4).

Federally enforceable means all limitations and conditions that are enforceable by the Administrator, including the requirements of 40 CFR parts 60 and 61, requirements within any applicable State Implementation Plan, and any permit requirements established under 40 CFR 52.21 or under 40 CFR 51.18 and 51.24.

Fluidized bed combustion technology means combustion of fuel in a bed or series of beds (including but not limited to bubbling bed units and circulating bed units) of limestone aggregate (or other sorbent materials) in which these materials are forced upward by the flow of combustion air and the gaseous products of combustion.

Fuel pretreatment means a process that removes a portion of the sulfur in a fuel before combustion of the fuel in a steam generating unit.

Full capacity means operation of the steam generating unit at 90 percent or more of the maximum steady-state design heat input capacity.

Gaseous fuel means any fuel that is present as a gas at ISO conditions.

Gross output means the gross useful work performed by the steam generated. For units generating only electricity, the gross useful work performed is the gross electrical output from the turbine/generator set. For cogeneration units, the gross useful work performed is the gross electrical or mechanical output plus 75 percent of the useful thermal output measured relative to ISO conditions that is not used to generate additional electrical or mechanical output (i.e., steam delivered to an industrial process).

Heat input means heat derived from combustion of fuel in a steam generating unit and does not include the heat derived from preheated combustion air, recirculated flue gases, or exhaust gases from other sources, such as gas turbines, internal combustion engines, kilns, etc.

Heat release rate means the steam generating unit design heat input capacity (in MW or Btu/hr) divided by the furnace volume (in cubic meters or cubic feet); the furnace volume is that volume bounded by the front furnace wall where the burner is located, the furnace side waterwall, and extending

to the level just below or in front of the first row of convection pass tubes.

Heat transfer medium means any material that is used to transfer heat from one point to another point.

High heat release rate means a heat release rate greater than 730,000 J/sec-m³ (70,000 Btu/hr-ft³).

ISO Conditions means a temperature of 288 Kelvin, a relative humidity of 60 percent, and a pressure of 101.3 kilopascals.

Lignite means a type of coal classified as lignite A or lignite B by the American Society of Testing and Materials in ASTM D388 (incorporated by reference, see § 60.17).

Low heat release rate means a heat release rate of 730,000 J/sec-m³ (70,000 Btu/hr-ft³) or less.

Mass-feed stoker steam generating unit means a steam generating unit where solid fuel is introduced directly into a retort or is fed directly onto a grate where it is combusted.

Maximum heat input capacity means the ability of a steam generating unit to combust a stated maximum amount of fuel on a steady state basis, as determined by the physical design and characteristics of the steam generating unit.

Municipal-type solid waste means refuse, more than 50 percent of which is waste consisting of a mixture of paper, wood, yard wastes, food wastes, plastics, leather, rubber, and other combustible materials, and noncombustible materials such as glass and rock.

Natural gas means: (1) A naturally occurring mixture of hydrocarbon and nonhydrocarbon gases found in geologic formations beneath the earth's surface, of which the principal constituent is methane; or (2) liquefied petroleum gas, as defined by the American Society for Testing and Materials in ASTM D1835 (incorporated by reference, see § 60.17).

Noncontinental area means the State of Hawaii, the Virgin Islands, Guam, American Samoa, the Commonwealth of Puerto Rico, or the Northern Mariana Islands.

Oil means crude oil or petroleum or a liquid fuel derived from crude oil or petroleum, including distillate and residual oil.

Petroleum refinery means industrial plants as classified by the Department of Commerce under Standard Industrial Classification (SIC) Code 29.

Potential sulfur dioxide emission rate means the theoretical SO₂ emissions (nanograms per joule (ng/J) or lb/MMBtu heat input) that would result from combusting fuel in an uncleaned state and without using emission control systems.

Process heater means a device that is primarily used to heat a material to initiate or promote a chemical reaction in which the material participates as a reactant or catalyst.

Pulp and paper mills means industrial plants that are classified by the Department of Commerce under North American Industry Classification System (NAICS) Code 322 or Standard Industrial Classification (SIC) Code 26.

Pulverized coal-fired steam generating unit means a steam generating unit in which pulverized coal is introduced into an air stream that carries the coal to the combustion chamber of the steam generating unit where it is fired in suspension. This includes both conventional pulverized coal-fired and micropulverized coal-fired steam generating units. Residual oil means crude oil, fuel oil numbers 1 and 2 that have a nitrogen content greater than 0.05 weight percent, and all fuel oil numbers 4, 5 and 6, as defined by the American Society of Testing and Materials in ASTM D396 (incorporated by reference, see § 60.17).

Spreader stoker steam generating unit means a steam generating unit in which solid fuel is introduced to the combustion zone by a mechanism that throws the fuel onto a grate from above. Combustion takes place both in suspension and on the grate.

Steam generating unit means a device that combusts any fuel or byproduct/waste and produces steam or heats water or any other heat transfer medium. This term includes any municipal-type solid waste incinerator with a heat recovery steam generating unit or any steam generating unit that combusts fuel and is part of a cogeneration system or a combined cycle system. This term does not include process heaters as they are defined in this subpart.

Steam generating unit operating day means a 24-hour period between 12:00 midnight and the following midnight during which any fuel is combusted at any time in the steam generating unit. It is not necessary for fuel to be combusted continuously for the entire 24-hour period.

Very low sulfur oil means for units constructed, reconstructed, or modified on or before February 28, 2005, an oil that contains no more than 0.5 weight percent sulfur or that, when combusted without SO₂ emission control, has a SO₂ emission rate equal to or less than 215 ng/J (0.5 lb/MMBtu) heat input. For units constructed, reconstructed, or modified after February 28, 2005, *very low sulfur oil* means an oil that contains no more than 0.3 weight percent sulfur or that, when combusted without SO₂ emission control, has a SO₂ emission rate equal to or less than 140 ng/J (0.32 lb/MMBtu) heat input.

Wet flue gas desulfurization technology means a SO₂ control system that is located downstream of the steam generating unit and removes sulfur oxides from the combustion gases of the steam generating unit by contacting the combustion gas with an alkaline slurry or solution and forming a liquid material. This definition applies to devices where the aqueous liquid material product of this contact is subsequently converted to other forms. Alkaline reagents used in wet flue gas desulfurization technology include, but are not limited to, lime, limestone, and sodium.

Wet scrubber system means any emission control device that mixes an aqueous stream or slurry with the exhaust gases from a steam generating unit to control emissions of PM or SO₂.

Wood means wood, wood residue, bark, or any derivative fuel or residue thereof, in any form, including, but not limited to, sawdust, sanderdust, wood chips, scraps, slabs, millings, shavings, and processed pellets made from wood or other forest residues.

§ 60.42b Standard for sulfur dioxide (SO₂).

(a) Except as provided in paragraphs (b), (c), (d), or (k) of this section, on and after the date on which the performance test is completed or required

to be completed under § 60.8, whichever comes first, no owner or operator of an affected facility that commenced construction, reconstruction, or modification on or before February 28, 2005, that combusts coal or oil shall cause to be discharged into the atmosphere any gases that contain SO₂ in excess of 87 ng/J (0.20 lb/MMBtu) or 10 percent (0.10) of the potential SO₂ emission rate (90 percent reduction) and the emission limit determined according to the following formula:

$$E_s = \frac{(K_a H_a + K_b H_b)}{(H_a + H_b)}$$

Where:

E_s = SO₂ emission limit, in ng/J or lb/MMBtu heat input;

K_a = 520 ng/J (or 1.2 lb/MMBtu);

K_b = 340 ng/J (or 0.80 lb/MMBtu);

H_a = Heat input from the combustion of coal, in J (MMBtu); and

H_b = Heat input from the combustion of oil, in J (MMBtu).

Only the heat input supplied to the affected facility from the combustion of coal and oil is counted under this section. No credit is provided for the heat input to the affected facility from the combustion of natural gas, wood, municipal-type solid waste, or other fuels or heat derived from exhaust gases from other sources, such as gas turbines, internal combustion engines, kilns, etc.

(b) On and after the date on which the performance test is completed or required to be completed under § 60.8, whichever date comes first, no owner or operator of an affected facility that commenced construction, reconstruction, or modification on or before February 28, 2005, that combusts coal refuse alone in a fluidized bed combustion steam generating unit shall cause to be discharged into the atmosphere any gases that contain SO₂ in excess of 87 ng/J (0.20 lb/MMBtu) or 20 percent (0.20) of the potential SO₂ emission rate (80 percent reduction) and 520 ng/J (1.2 lb/MMBtu) heat input. If coal or oil is fired with coal refuse, the affected facility is subject to paragraph (a) or (d) of this section, as applicable.

(c) On and after the date on which the performance test is completed or is required to be completed under § 60.8,

whichever comes first, no owner or operator of an affected facility that combusts coal or oil, either alone or in combination with any other fuel, and that uses an emerging technology for the control of SO₂ emissions, shall cause to be discharged into the atmosphere any gases that contain SO₂ in excess of 50 percent of the potential SO₂ emission rate (50 percent reduction) and that contain SO₂ in excess of the emission limit determined according to the following formula:

$$E_s = \frac{(K_c H_c + K_d H_d)}{(H_c + H_d)}$$

Where:

E_s = SO₂ emission limit, in ng/J or lb/MM Btu heat input;

K_c = 260 ng/J (or 0.60 lb/MMBtu);

K_d = 170 ng/J (or 0.40 lb/MMBtu);

H_c = Heat input from the combustion of coal, in J (MMBtu); and

H_d = Heat input from the combustion of oil, in J (MMBtu).

Only the heat input supplied to the affected facility from the combustion of coal and oil is counted under this section. No credit is provided for the heat input to the affected facility from the combustion of natural gas, wood, municipal-type solid waste, or other fuels, or from the heat input derived from exhaust gases from other sources, such as gas turbines, internal combustion engines, kilns, etc.

(d) On and after the date on which the performance test is completed or required to be completed under §60.8, whichever comes first, no owner or operator of an affected facility that commenced construction, reconstruction, or modification on or before February 28, 2005 and listed in paragraphs (d)(1), (2), (3), or (4) of this section shall cause to be discharged into the atmosphere any gases that contain SO₂ in excess of 520 ng/J (1.2 lb/MMBtu) heat input if the affected facility combusts coal, or 215 ng/J (0.5 lb/MMBtu) heat input if the affected facility combusts oil other than very low sulfur oil. Percent reduction requirements are not applicable to affected facilities under paragraphs (d)(1), (2), (3) or (4) of this section.

(1) Affected facilities that have an annual capacity factor for coal and oil of 30 percent (0.30) or less and are sub-

ject to a federally enforceable permit limiting the operation of the affected facility to an annual capacity factor for coal and oil of 30 percent (0.30) or less;

(2) Affected facilities located in a noncontinental area; or

(3) Affected facilities combusting coal or oil, alone or in combination with any fuel, in a duct burner as part of a combined cycle system where 30 percent (0.30) or less of the heat entering the steam generating unit is from combustion of coal and oil in the duct burner and 70 percent (0.70) or more of the heat entering the steam generating unit is from the exhaust gases entering the duct burner; or

(4) The affected facility burns coke oven gas alone or in combination with natural gas or very low sulfur distillate oil.

(e) Except as provided in paragraph (f) of this section, compliance with the emission limits, fuel oil sulfur limits, and/or percent reduction requirements under this section are determined on a 30-day rolling average basis.

(f) Except as provided in paragraph (j)(2) of this section, compliance with the emission limits or fuel oil sulfur limits under this section is determined on a 24-hour average basis for affected facilities that (1) have a federally enforceable permit limiting the annual capacity factor for oil to 10 percent or less, (2) combust only very low sulfur oil, and (3) do not combust any other fuel.

(g) Except as provided in paragraph (i) of this section and §60.45b(a), the SO₂ emission limits and percent reduction requirements under this section apply at all times, including periods of startup, shutdown, and malfunction.

(h) Reductions in the potential SO₂ emission rate through fuel pretreatment are not credited toward the percent reduction requirement under paragraph (c) of this section unless:

(1) Fuel pretreatment results in a 50 percent or greater reduction in potential SO₂ emissions and

(2) Emissions from the pretreated fuel (without combustion or post-combustion SO₂ control) are equal to or less than the emission limits specified in paragraph (c) of this section.

§ 60.43b

40 CFR Ch. I (7-1-07 Edition)

(i) An affected facility subject to paragraph (a), (b), or (c) of this section may combust very low sulfur oil or natural gas when the SO₂ control system is not being operated because of malfunction or maintenance of the SO₂ control system.

(j) Percent reduction requirements are not applicable to affected facilities combusting only very low sulfur oil. The owner or operator of an affected facility combusting very low sulfur oil shall demonstrate that the oil meets the definition of very low sulfur oil by: (1) Following the performance testing procedures as described in § 60.45b(c) or § 60.45b(d), and following the monitoring procedures as described in § 60.47b(a) or § 60.47b(b) to determine SO₂ emission rate or fuel oil sulfur content; or (2) maintaining fuel records as described in § 60.49b(r).

(k)(1) Except as provided in paragraphs (k)(2), (k)(3), and (k)(4) of this section, on and after the date on which the initial performance test is completed or is required to be completed under § 60.8, whichever date comes first, no owner or operator of an affected facility that commences construction, reconstruction, or modification after February 28, 2005, and that combusts coal, oil, natural gas, a mixture of these fuels, or a mixture of these fuels with any other fuels shall cause to be discharged into the atmosphere any gases that contain SO₂ in excess of 87 ng/J (0.20 lb/MMBtu) heat input or 8 percent (0.08) of the potential SO₂ emission rate (92 percent reduction) and 520 ng/J (1.2 lb/MMBtu) heat input.

(2) Units firing only very low sulfur oil and/or a mixture of gaseous fuels with a potential SO₂ emission rate of 140 ng/J (0.32 lb/MMBtu) heat input or less are exempt from the SO₂ emissions limit in paragraph 60.42b(k)(1).

(3) Units that are located in a non-continental area and that combust coal or oil shall not discharge any gases that contain SO₂ in excess of 520 ng/J (1.2 lb/MMBtu) heat input if the affected facility combusts coal, or 215 ng/J (0.50 lb/MMBtu) heat input if the affected facility combusts oil.

(4) As an alternative to meeting the requirements under paragraph (k)(1) of this section, modified facilities that combust coal or a mixture of coal with

other fuels shall not cause to be discharged into the atmosphere any gases that contain SO₂ in excess of 87 ng/J (0.20 lb/MMBtu) heat input or 10 percent (0.10) of the potential SO₂ emission rate (90 percent reduction) and 520 ng/J (1.2 lb/MMBtu) heat input.

§ 60.43b Standard for particulate matter (PM).

(a) On and after the date on which the initial performance test is completed or is required to be completed under § 60.8, whichever comes first, no owner or operator of an affected facility that commenced construction, reconstruction, or modification on or before February 28, 2005 that combusts coal or combusts mixtures of coal with other fuels, shall cause to be discharged into the atmosphere from that affected facility any gases that contain PM in excess of the following emission limits:

(1) 22 ng/J (0.051 lb/MMBtu) heat input, (i) If the affected facility combusts only coal, or

(ii) If the affected facility combusts coal and other fuels and has an annual capacity factor for the other fuels of 10 percent (0.10) or less.

(2) 43 ng/J (0.10 lb/MMBtu) heat input if the affected facility combusts coal and other fuels and has an annual capacity factor for the other fuels greater than 10 percent (0.10) and is subject to a federally enforceable requirement limiting operation of the affected facility to an annual capacity factor greater than 10 percent (0.10) for fuels other than coal.

(3) 86 ng/J (0.20 lb/MMBtu) heat input if the affected facility combusts coal or coal and other fuels and

(i) Has an annual capacity factor for coal or coal and other fuels of 30 percent (0.30) or less,

(ii) Has a maximum heat input capacity of 73 MW (250 MMBtu/hr) or less,

(iii) Has a federally enforceable requirement limiting operation of the affected facility to an annual capacity factor of 30 percent (0.30) or less for coal or coal and other solid fuels, and

(iv) Construction of the affected facility commenced after June 19, 1984, and before November 25, 1986.

(4) An affected facility burning coke oven gas alone or in combination with

other fuels not subject to a PM standard under § 60.43b and not using a post-combustion technology (except a wet scrubber) for reducing PM or SO₂ emissions is not subject to the PM limits under § 60.43b(a).

(b) On and after the date on which the performance test is completed or required to be completed under § 60.8, whichever comes first, no owner or operator of an affected facility that commenced construction, reconstruction, or modification on or before February 28, 2005, and that combusts oil (or mixtures of oil with other fuels) and uses a conventional or emerging technology to reduce SO₂ emissions shall cause to be discharged into the atmosphere from that affected facility any gases that contain PM in excess of 43 ng/J (0.10 lb/MMBtu) heat input.

(c) On and after the date on which the initial performance test is completed or is required to be completed under § 60.8, whichever comes first, no owner or operator of an affected facility that commenced construction, reconstruction, or modification on or before February 28, 2005, and that combusts wood, or wood with other fuels, except coal, shall cause to be discharged from that affected facility any gases that contain PM in excess of the following emission limits:

(1) 43 ng/J (0.10 lb/MMBtu) heat input if the affected facility has an annual capacity factor greater than 30 percent (0.30) for wood.

(2) 86 ng/J (0.20 lb/MMBtu) heat input if (i) The affected facility has an annual capacity factor of 30 percent (0.30) or less for wood;

(ii) Is subject to a federally enforceable requirement limiting operation of the affected facility to an annual capacity factor of 30 percent (0.30) or less for wood; and

(iii) Has a maximum heat input capacity of 73 MW (250 MMBtu/hr) or less.

(d) On and after the date on which the initial performance test is completed or is required to be completed under § 60.8, whichever date comes first, no owner or operator of an affected facility that combusts municipal-type solid waste or mixtures of municipal-type solid waste with other fuels, shall cause to be discharged into the atmosphere from that affected facility any

gases that contain PM in excess of the following emission limits:

(1) 43 ng/J (0.10 lb/MMBtu) heat input;

(i) If the affected facility combusts only municipal-type solid waste; or

(ii) If the affected facility combusts municipal-type solid waste and other fuels and has an annual capacity factor for the other fuels of 10 percent (0.10) or less.

(2) 86 ng/J (0.20 lb/MMBtu) heat input if the affected facility combusts municipal-type solid waste or municipal-type solid waste and other fuels; and

(i) Has an annual capacity factor for municipal-type solid waste and other fuels of 30 percent (0.30) or less;

(ii) Has a maximum heat input capacity of 73 MW (250 MMBtu/hr) or less;

(iii) Has a federally enforceable requirement limiting operation of the affected facility to an annual capacity factor of 30 percent (0.30) or less for municipal-type solid waste, or municipal-type solid waste and other fuels; and

(iv) Construction of the affected facility commenced after June 19, 1984, but on or before November 25, 1986.

(e) For the purposes of this section, the annual capacity factor is determined by dividing the actual heat input to the steam generating unit during the calendar year from the combustion of coal, wood, or municipal-type solid waste, and other fuels, as applicable, by the potential heat input to the steam generating unit if the steam generating unit had been operated for 8,760 hours at the maximum heat input capacity.

(f) On and after the date on which the initial performance test is completed or is required to be completed under § 60.8, whichever date comes first, no owner or operator of an affected facility that combusts coal, oil, wood, or mixtures of these fuels with any other fuels shall cause to be discharged into the atmosphere any gases that exhibit greater than 20 percent opacity (6-minute average), except for one 6-minute period per hour of not more than 27 percent opacity.

(g) The PM and opacity standards apply at all times, except during periods of startup, shutdown or malfunction.

(h)(1) Except as provided in paragraphs (h)(2), (h)(3), (h)(4), and (h)(5) of this section, on and after the date on which the initial performance test is completed or is required to be completed under § 60.8, whichever date comes first, no owner or operator of an affected facility that commenced construction, reconstruction, or modification after February 28, 2005, and that combusts coal, oil, wood, a mixture of these fuels, or a mixture of these fuels with any other fuels shall cause to be discharged into the atmosphere from that affected facility any gases that contain PM in excess of 13 ng/J (0.030 lb/MMBtu) heat input.

(2) As an alternative to meeting the requirements of paragraph (h)(1) of this section, the owner or operator of an affected facility for which modification commenced after February 28, 2005, may elect to meet the requirements of this paragraph. On and after the date on which the initial performance test is completed or required to be completed under § 60.8, no owner or operator of an affected facility that commences modification after February 28, 2005 shall cause to be discharged into the atmosphere from that affected facility any gases that contain PM in excess of both:

(i) 22 ng/J (0.051 lb/MMBtu) heat input derived from the combustion of coal, oil, wood, a mixture of these fuels, or a mixture of these fuels with any other fuels; and

(ii) 0.2 percent of the combustion concentration (99.8 percent reduction) when combusting coal, oil, wood, a mixture of these fuels, or a mixture of these fuels with any other fuels.

(3) On and after the date on which the initial performance test is completed or is required to be completed under § 60.8, whichever date comes first, no owner or operator of an affected facility that commences modification after February 28, 2005, and that combusts over 30 percent wood (by heat input) on an annual basis and has a maximum heat input capacity of 73 MW (250 MMBtu/h) or less shall cause

to be discharged into the atmosphere from that affected facility any gases that contain PM in excess of 43 ng/J (0.10 lb/MMBtu) heat input.

(4) On and after the date on which the initial performance test is completed or is required to be completed under § 60.8, whichever date comes first, no owner or operator of an affected facility that commences modification after February 28, 2005, and that combusts over 30 percent wood (by heat input) on an annual basis and has a maximum heat input capacity greater than 73 MW (250 MMBtu/h) shall cause to be discharged into the atmosphere from that affected facility any gases that contain PM in excess of 37 ng/J (0.085 lb/MMBtu) heat input.

(5) On and after the date on which the initial performance test is completed or is required to be completed under § 60.8, whichever date comes first, an owner or operator of an affected facility that commences construction, reconstruction, or modification after February 28, 2005, and that combusts only oil that contains no more than 0.3 weight percent sulfur, coke oven gas, a mixture of these fuels, or either fuel (or a mixture of these fuels) in combination with other fuels not subject to a PM standard under § 60.43b and not using a post-combustion technology (except a wet scrubber) to reduce SO₂ or PM emissions is not subject to the PM limits under § 60.43b(h)(1).

§ 60.44b Standard for nitrogen oxides (NO_x).

(a) Except as provided under paragraphs (k) and (l) of this section, on and after the date on which the initial performance test is completed or is required to be completed under § 60.8, whichever date comes first, no owner or operator of an affected facility that is subject to the provisions of this section and that combusts only coal, oil, or natural gas shall cause to be discharged into the atmosphere from that affected facility any gases that contain NO_x (expressed as NO₂) in excess of the following emission limits:

Fuel/steam generating unit type	Nitrogen oxide emission limits (expressed as NO ₂) heat input	
	ng/J	lb/MMBtu
(1) Natural gas and distillate oil, except (4):		
(i) Low heat release rate	43	0.10
(ii) High heat release rate	86	0.20
(2) Residual oil:		
(i) Low heat release rate	130	0.30
(ii) High heat release rate	170	0.40
(3) Coal:		
(i) Mass-feed stoker	210	0.50
(ii) Spreader stoker and fluidized bed combustion	260	0.60
(iii) Pulverized coal	300	0.70
(iv) Lignite, except (v)	260	0.60
(v) Lignite mined in North Dakota, South Dakota, or Montana and combusted in a slag tap furnace	340	0.80
(vi) Coal-derived synthetic fuels	210	0.50
(4) Duct burner used in a combined cycle system:		
(i) Natural gas and distillate oil	86	0.20
(ii) Residual oil	170	0.40

(b) Except as provided under paragraphs (k) and (l) of this section, on and after the date on which the initial performance test is completed or is required to be completed under §60.8, whichever date comes first, no owner or operator of an affected facility that simultaneously combusts mixtures of coal, oil, or natural gas shall cause to be discharged into the atmosphere from that affected facility any gases that contain NO_x in excess of a limit determined by the use of the following formula:

$$E_n = \frac{(EL_{go} H_{go}) + (EL_{ro} H_{ro}) + (EL_c H_c)}{(H_{go} + H_{ro} + H_c)}$$

Where:

- E_n = NO_x emission limit (expressed as NO₂), ng/J (lb/MMBtu);
- EL_{go} = Appropriate emission limit from paragraph (a)(1) for combustion of natural gas or distillate oil, ng/J (lb/MMBtu);
- H_{go} = Heat input from combustion of natural gas or distillate oil, J (MMBtu);
- EL_{ro} = Appropriate emission limit from paragraph (a)(2) for combustion of residual oil, ng/J (lb/MMBtu);
- H_{ro} = Heat input from combustion of residual oil, J (MMBtu);
- EL_c = Appropriate emission limit from paragraph (a)(3) for combustion of coal, ng/J (lb/MMBtu); and
- H_c = Heat input from combustion of coal, J (MMBtu).

(c) Except as provided under paragraph (l) of this section, on and after the date on which the initial perform-

ance test is completed or is required to be completed under §60.8, whichever date comes first, no owner or operator of an affected facility that simultaneously combusts coal or oil, or a mixture of these fuels with natural gas, and wood, municipal-type solid waste, or any other fuel shall cause to be discharged into the atmosphere any gases that contain NO_x in excess of the emission limit for the coal or oil, or mixtures of these fuels with natural gas combusted in the affected facility, as determined pursuant to paragraph (a) or (b) of this section, unless the affected facility has an annual capacity factor for coal or oil, or mixture of these fuels with natural gas of 10 percent (0.10) or less and is subject to a federally enforceable requirement that limits operation of the affected facility to an annual capacity factor of 10 percent (0.10) or less for coal, oil, or a mixture of these fuels with natural gas.

(d) On and after the date on which the initial performance test is completed or is required to be completed under §60.8, whichever date comes first, no owner or operator of an affected facility that simultaneously combusts natural gas with wood, municipal-type solid waste, or other solid fuel, except coal, shall cause to be discharged into the atmosphere from that affected facility any gases that contain NO_x in excess of 130 ng/J (0.30 lb/MMBtu) heat input unless the affected facility has an annual capacity factor for natural gas of 10 percent (0.10) or less and is

§ 60.44b

40 CFR Ch. I (7-1-07 Edition)

subject to a federally enforceable requirement that limits operation of the affected facility to an annual capacity factor of 10 percent (0.10) or less for natural gas.

(e) Except as provided under paragraph (l) of this section, on and after the date on which the initial performance test is completed or is required to be completed under § 60.8, whichever date comes first, no owner or operator of an affected facility that simultaneously combusts coal, oil, or natural gas with byproduct/waste shall cause to be discharged into the atmosphere any gases that contain NO_x in excess of the emission limit determined by the following formula unless the affected facility has an annual capacity factor for coal, oil, and natural gas of 10 percent (0.10) or less and is subject to a federally enforceable requirement that limits operation of the affected facility to an annual capacity factor of 10 percent (0.10) or less:

$$E_n = \frac{(EL_{g_0} H_{g_0}) + (EL_{r_0} H_{r_0}) + (EL_c H_c)}{(H_{g_0} + H_{r_0} + H_c)}$$

Where:

E_n = NO_x emission limit (expressed as NO₂), ng/J (lb/MMBtu);

EL_{g₀} = Appropriate emission limit from paragraph (a)(1) for combustion of natural gas or distillate oil, ng/J (lb/MMBtu);

H_{g₀} = Heat input from combustion of natural gas, distillate oil and gaseous byproduct/waste, J (MMBtu);

EL_{r₀} = Appropriate emission limit from paragraph (a)(2) for combustion of residual oil and/or byproduct/waste, ng/J (lb/MMBtu);

H_{r₀} = Heat input from combustion of residual oil, J (MMBtu);

EL_c = Appropriate emission limit from paragraph (a)(3) for combustion of coal, ng/J (lb/MMBtu); and

H_c = Heat input from combustion of coal, J (MMBtu).

(f) Any owner or operator of an affected facility that combusts byproduct/waste with either natural gas or oil may petition the Administrator within 180 days of the initial startup of the affected facility to establish a NO_x emission limit that shall apply specifically to that affected facility when the byproduct/waste is combusted. The petition shall include sufficient and appropriate data, as determined by the Administrator, such as NO_x emissions

from the affected facility, waste composition (including nitrogen content), and combustion conditions to allow the Administrator to confirm that the affected facility is unable to comply with the emission limits in paragraph (e) of this section and to determine the appropriate emission limit for the affected facility.

(l) Any owner or operator of an affected facility petitioning for a facility-specific NO_x emission limit under this section shall:

(i) Demonstrate compliance with the emission limits for natural gas and distillate oil in paragraph (a)(1) of this section or for residual oil in paragraph (a)(2) or (l)(1) of this section, as appropriate, by conducting a 30-day performance test as provided in § 60.46b(e). During the performance test only natural gas, distillate oil, or residual oil shall be combusted in the affected facility; and

(ii) Demonstrate that the affected facility is unable to comply with the emission limits for natural gas and distillate oil in paragraph (a)(1) of this section or for residual oil in paragraph (a)(2) or (l)(1) of this section, as appropriate, when gaseous or liquid byproduct/waste is combusted in the affected facility under the same conditions and using the same technological system of emission reduction applied when demonstrating compliance under paragraph (f)(1)(i) of this section.

(2) The NO_x emission limits for natural gas or distillate oil in paragraph (a)(1) of this section or for residual oil in paragraph (a)(2) or (l)(1) of this section, as appropriate, shall be applicable to the affected facility until and unless the petition is approved by the Administrator. If the petition is approved by the Administrator, a facility-specific NO_x emission limit will be established at the NO_x emission level achievable when the affected facility is combusting oil or natural gas and byproduct/waste in a manner that the Administrator determines to be consistent with minimizing NO_x emissions. In lieu of amending this subpart, a letter will be sent to the facility describing the facility-specific NO_x limit. The facility shall use the compliance procedures detailed in the letter and make the letter

available to the public. If the Administrator determines it is appropriate, the conditions and requirements of the letter can be reviewed and changed at any point.

(g) Any owner or operator of an affected facility that combusts hazardous waste (as defined by 40 CFR part 261 or 40 CFR part 761) with natural gas or oil may petition the Administrator within 180 days of the initial startup of the affected facility for a waiver from compliance with the NO_x emission limit that applies specifically to that affected facility. The petition must include sufficient and appropriate data, as determined by the Administrator, on NO_x emissions from the affected facility, waste destruction efficiencies, waste composition (including nitrogen content), the quantity of specific wastes to be combusted and combustion conditions to allow the Administrator to determine if the affected facility is able to comply with the NO_x emission limits required by this section. The owner or operator of the affected facility shall demonstrate that when hazardous waste is combusted in the affected facility, thermal destruction efficiency requirements for hazardous waste specified in an applicable federally enforceable requirement preclude compliance with the NO_x emission limits of this section. The NO_x emission limits for natural gas or distillate oil in paragraph (a)(1) of this section or for residual oil in paragraph (a)(2) or (l)(1) of this section, as appropriate, are applicable to the affected facility until and unless the petition is approved by the Administrator. (See 40 CFR 761.70 for regulations applicable to the incineration of materials containing polychlorinated biphenyls (PCB's).) In lieu of amending this subpart, a letter will be sent to the facility describing the facility-specific NO_x limit. The facility shall use the compliance procedures detailed in the letter and make the letter available to the public. If the Administrator determines it is appropriate, the conditions and requirements of the letter can be reviewed and changed at any point.

(h) For purposes of paragraph (i) of this section, the NO_x standards under this section apply at all times includ-

ing periods of startup, shutdown, or malfunction.

(i) Except as provided under paragraph (j) of this section, compliance with the emission limits under this section is determined on a 30-day rolling average basis.

(j) Compliance with the emission limits under this section is determined on a 24-hour average basis for the initial performance test and on a 3-hour average basis for subsequent performance tests for any affected facilities that:

(1) Combust, alone or in combination, only natural gas, distillate oil, or residual oil with a nitrogen content of 0.30 weight percent or less;

(2) Have a combined annual capacity factor of 10 percent or less for natural gas, distillate oil, and residual oil with a nitrogen content of 0.30 weight percent or less; and

(3) Are subject to a federally enforceable requirement limiting operation of the affected facility to the firing of natural gas, distillate oil, and/or residual oil with a nitrogen content of 0.30 weight percent or less and limiting operation of the affected facility to a combined annual capacity factor of 10 percent or less for natural gas, distillate oil, and residual oil with a nitrogen content of 0.30 weight percent or less.

(k) Affected facilities that meet the criteria described in paragraphs (j)(1), (2), and (3) of this section, and that have a heat input capacity of 73 MW (250 MMBtu/hr) or less, are not subject to the NO_x emission limits under this section.

(l) On and after the date on which the initial performance test is completed or is required to be completed under § 60.8, whichever date comes first, no owner or operator of an affected facility that commenced construction or reconstruction after July 9, 1997 shall cause to be discharged into the atmosphere from that affected facility any gases that contain NO_x (expressed as NO₂) in excess of the following limits:

(1) If the affected facility combusts coal, oil, or natural gas, or a mixture of these fuels, or with any other fuels: A limit of 86 ng/J (0.20 lb/MMBtu) heat input unless the affected facility has an annual capacity factor for coal, oil, and natural gas of 10 percent (0.10) or

§ 60.45b

40 CFR Ch. I (7-1-07 Edition)

less and is subject to a federally enforceable requirement that limits operation of the facility to an annual capacity factor of 10 percent (0.10) or less for coal, oil, and natural gas; or

(2) If the affected facility has a low heat release rate and combusts natural gas or distillate oil in excess of 30 percent of the heat input on a 30-day rolling average from the combustion of all fuels, a limit determined by use of the following formula:

$$E_n = \frac{(0.10 \times H_{go}) + (0.20 \times H_r)}{(H_{go} + H_r)}$$

Where:

E_n = NO_x emission limit, (lb/MMBtu);
 H_{go} = 30-day heat input from combustion of natural gas or distillate oil; and
 H_r = 30-day heat input from combustion of any other fuel.

(3) After February 27, 2006, units where more than 10 percent of total annual output is electrical or mechanical may comply with an optional limit of 270 ng/J (2.1 lb/MWh) gross energy output, based on a 30-day rolling average. Units complying with this output-based limit must demonstrate compliance according to the procedures of § 60.48Da(i) of subpart Da of this part, and must monitor emissions according to § 60.49Da(c), (k), through (n) of subpart Da of this part.

§ 60.45b Compliance and performance test methods and procedures for sulfur dioxide.

(a) The SO₂ emission standards under § 60.42b apply at all times. Facilities burning coke oven gas alone or in combination with any other gaseous fuels or distillate oil and complying with the fuel based limit under § 60.42b(d) or § 60.42b(k)(2) are allowed to exceed the limit 30 operating days per calendar year for by-product plant maintenance.

(b) In conducting the performance tests required under § 60.8, the owner or operator shall use the methods and procedures in appendix A (including fuel certification and sampling) of this part or the methods and procedures as specified in this section, except as provided in § 60.8(b). Section 60.8(f) does not apply to this section. The 30-day notice required in § 60.8(d) applies only

to the initial performance test unless otherwise specified by the Administrator.

(c) The owner or operator of an affected facility shall conduct performance tests to determine compliance with the percent of potential SO₂ emission rate (% P_s) and the SO₂ emission rate (E_s) pursuant to § 60.42b following the procedures listed below, except as provided under paragraph (d) and (k) of this section.

(1) The initial performance test shall be conducted over 30 consecutive operating days of the steam generating unit. Compliance with the SO₂ standards shall be determined using a 30-day average. The first operating day included in the initial performance test shall be scheduled within 30 days after achieving the maximum production rate at which the affected facility will be operated, but not later than 180 days after initial startup of the facility.

(2) If only coal, only oil, or a mixture of coal and oil is combusted, the following procedures are used:

(i) The procedures in Method 19 of appendix A of this part are used to determine the hourly SO₂ emission rate (E_{ho}) and the 30-day average emission rate (E_{ao}). The hourly averages used to compute the 30-day averages are obtained from the continuous emission monitoring system (CEMS) of § 60.47b (a) or (b).

(ii) The percent of potential SO₂ emission rate (%P_s) emitted to the atmosphere is computed using the following formula:

$$\%P_s = 100 \left(1 - \frac{\%R_g}{100} \right) \left(1 - \frac{\%R_f}{100} \right)$$

Where:

$\%P_s$ = Potential SO₂ emission rate, percent;
 $\%R_g$ = SO₂ removal efficiency of the control device as determined by Method 19 of appendix A of this part, in percent; and
 $\%R_f$ = SO₂ removal efficiency of fuel pretreatment as determined by Method 19 of appendix A of this part, in percent.

(3) If coal or oil is combusted with other fuels, the same procedures required in paragraph (c)(2) of this section are used, except as provided in the following:

(i) An adjusted hourly SO₂ emission rate (E_{ho}^o) is used in Equation 19-19 of

Method 19 of appendix A of this part to compute an adjusted 30-day average emission rate (E_{ao}^o). The E_{ho}^o is computed using the following formula:

$$E_{ho}^o = \frac{E_{ho} - E_w (1 - X_k)}{X_k}$$

Where:

E_{ho}^o = Adjusted hourly SO₂ emission rate, ng/J (lb/MMBtu);

E_{ho} = Hourly SO₂ emission rate, ng/J (lb/MMBtu);

E_w = SO₂ concentration in fuels other than coal and oil combusted in the affected facility, as determined by the fuel sampling and analysis procedures in Method 19 of appendix A of this part, ng/J (lb/MMBtu). The value E_w for each fuel lot is used for each hourly average during the time that the lot is being combusted; and

X_k = Fraction of total heat input from fuel combustion derived from coal, oil, or coal and oil, as determined by applicable procedures in Method 19 of appendix A of this part.

(ii) To compute the percent of potential SO₂ emission rate (%P_s), an adjusted %R_g (%R_g^o) is computed from the adjusted E_{ao}^o from paragraph (b)(3)(i) of this section and an adjusted average SO₂ inlet rate (E_{ai}^o) using the following formula:

$$\%R_g^o = 100 \left(1.0 - \frac{E_{ao}^o}{E_{ai}^o} \right)$$

To compute E_{ai}^o , an adjusted hourly SO₂ inlet rate (E_{hi}^o) is used. The E_{hi}^o is computed using the following formula:

$$E_{hi}^o = \frac{E_{hi} - E_w (1 - X_k)}{X_k}$$

Where:

E_{hi}^o = Adjusted hourly SO₂ inlet rate, ng/J (lb/MMBtu); and

E_{hi} = Hourly SO₂ inlet rate, ng/J (lb/MMBtu).

(4) The owner or operator of an affected facility subject to paragraph (b)(3) of this section does not have to measure parameters E_w or X_k if the owner or operator elects to assume that $X_k = 1.0$. Owners or operators of affected facilities who assume $X_k = 1.0$ shall:

(i) Determine %P_s following the procedures in paragraph (c)(2) of this section; and

(ii) Sulfur dioxide emissions (E_s) are considered to be in compliance with SO₂ emission limits under § 60.42b.

(5) The owner or operator of an affected facility that qualifies under the provisions of § 60.42b(d) does not have to measure parameters E_w or X_k under paragraph (b)(3) of this section if the owner or operator of the affected facility elects to measure SO₂ emission rates of the coal or oil following the fuel sampling and analysis procedures under Method 19 of appendix A of this part.

(d) Except as provided in paragraph (j) of this section, the owner or operator of an affected facility that combusts only very low sulfur oil, has an annual capacity factor for oil of 10 percent (0.10) or less, and is subject to a federally enforceable requirement limiting operation of the affected facility to an annual capacity factor for oil of 10 percent (0.10) or less shall:

(1) Conduct the initial performance test over 24 consecutive steam generating unit operating hours at full load;

(2) Determine compliance with the standards after the initial performance test based on the arithmetic average of the hourly emissions data during each steam generating unit operating day if a CEMS is used, or based on a daily average if Method 6B of appendix A of this part or fuel sampling and analysis procedures under Method 19 of appendix A of this part are used.

(e) The owner or operator of an affected facility subject to § 60.42b(d)(1) shall demonstrate the maximum design capacity of the steam generating unit by operating the facility at maximum capacity for 24 hours. This demonstration will be made during the initial performance test and a subsequent demonstration may be requested at any other time. If the 24-hour average firing rate for the affected facility is less than the maximum design capacity provided by the manufacturer of the affected facility, the 24-hour average firing rate shall be used to determine the capacity utilization rate for the affected facility, otherwise the maximum design capacity provided by the manufacturer is used.

(f) For the initial performance test required under § 60.8, compliance with

§ 60.46b

40 CFR Ch. I (7-1-07 Edition)

the SO₂ emission limits and percent reduction requirements under § 60.42b is based on the average emission rates and the average percent reduction for SO₂ for the first 30 consecutive steam generating unit operating days, except as provided under paragraph (d) of this section. The initial performance test is the only test for which at least 30 days prior notice is required unless otherwise specified by the Administrator. The initial performance test is to be scheduled so that the first steam generating unit operating day of the 30 successive steam generating unit operating days is completed within 30 days after achieving the maximum production rate at which the affected facility will be operated, but not later than 180 days after initial startup of the facility. The boiler load during the 30-day period does not have to be the maximum design load, but must be representative of future operating conditions and include at least one 24-hour period at full load.

(g) After the initial performance test required under § 60.8, compliance with the SO₂ emission limits and percent reduction requirements under § 60.42b is based on the average emission rates and the average percent reduction for SO₂ for 30 successive steam generating unit operating days, except as provided under paragraph (d). A separate performance test is completed at the end of each steam generating unit operating day after the initial performance test, and a new 30-day average emission rate and percent reduction for SO₂ are calculated to show compliance with the standard.

(h) Except as provided under paragraph (i) of this section, the owner or operator of an affected facility shall use all valid SO₂ emissions data in calculating %P_s and E_{h0} under paragraph (c), of this section whether or not the minimum emissions data requirements under § 60.46b are achieved. All valid emissions data, including valid SO₂ emission data collected during periods of startup, shutdown and malfunction, shall be used in calculating %P_s and E_{h0} pursuant to paragraph (c) of this section.

(i) During periods of malfunction or maintenance of the SO₂ control systems when oil is combusted as provided

under § 60.42b(i), emission data are not used to calculate %P_s or E_s under § 60.42b(a), (b) or (c), however, the emissions data are used to determine compliance with the emission limit under § 60.42b(i).

(j) The owner or operator of an affected facility that combusts very low sulfur oil is not subject to the compliance and performance testing requirements of this section if the owner or operator obtains fuel receipts as described in § 60.49b(r).

(k) The owner or operator of an affected facility seeking to demonstrate compliance under §§ 60.42b(d)(4), 60.42b(j), and 60.42b(k)(2) shall follow the applicable procedures under § 60.49b(r).

§ 60.46b Compliance and performance test methods and procedures for particulate matter and nitrogen oxides.

(a) The PM emission standards and opacity limits under § 60.43b apply at all times except during periods of startup, shutdown, or malfunction. The NO_x emission standards under § 60.44b apply at all times.

(b) Compliance with the PM emission standards under § 60.43b shall be determined through performance testing as described in paragraph (d) of this section, except as provided in paragraph (i) of this section.

(c) Compliance with the NO_x emission standards under § 60.44b shall be determined through performance testing under paragraph (e) or (f), or under paragraphs (g) and (h) of this section, as applicable.

(d) To determine compliance with the PM emission limits and opacity limits under § 60.43b, the owner or operator of an affected facility shall conduct an initial performance test as required under § 60.8, and shall conduct subsequent performance tests as requested by the Administrator, using the following procedures and reference methods:

(1) Method 3B of appendix A of this part is used for gas analysis when applying Method 5 or 17 of appendix A of this part.

(2) Method 5, 5B, or 17 of appendix A of this part shall be used to measure the concentration of PM as follows:

(i) Method 5 of appendix A of this part shall be used at affected facilities without wet flue gas desulfurization (FGD) systems; and

(ii) Method 17 of appendix A of this part may be used at facilities with or without wet scrubber systems provided the stack gas temperature does not exceed a temperature of 160 °C (32 °F). The procedures of sections 2.1 and 2.3 of Method 5B of appendix A of this part may be used in Method 17 of appendix A of this part only if it is used after a wet FGD system. Do not use Method 17 of appendix A of this part after wet FGD systems if the effluent is saturated or laden with water droplets.

(iii) Method 5B of appendix A of this part is to be used only after wet FGD systems.

(3) Method 1 of appendix A of this part is used to select the sampling site and the number of traverse sampling points. The sampling time for each run is at least 120 minutes and the minimum sampling volume is 1.7 dscm (60 dscf) except that smaller sampling times or volumes may be approved by the Administrator when necessitated by process variables or other factors.

(4) For Method 5 of appendix A of this part, the temperature of the sample gas in the probe and filter holder is monitored and is maintained at 160±14 °C (320±25 °F).

(5) For determination of PM emissions, the oxygen (O₂) or CO₂ sample is obtained simultaneously with each run of Method 5, 5B, or 17 of appendix A of this part by traversing the duct at the same sampling location.

(6) For each run using Method 5, 5B, or 17 of appendix A of this part, the emission rate expressed in ng/J heat input is determined using:

(i) The O₂ or CO₂ measurements and PM measurements obtained under this section;

(ii) The dry basis F factor; and

(iii) The dry basis emission rate calculation procedure contained in Method 19 of appendix A of this part.

(7) Method 9 of appendix A of this part is used for determining the opacity of stack emissions.

(e) To determine compliance with the emission limits for NO_x required under §60.44b, the owner or operator of an affected facility shall conduct the per-

formance test as required under §60.8 using the continuous system for monitoring NO_x under §60.48(b).

(1) For the initial compliance test, NO_x from the steam generating unit are monitored for 30 successive steam generating unit operating days and the 30-day average emission rate is used to determine compliance with the NO_x emission standards under §60.44b. The 30-day average emission rate is calculated as the average of all hourly emissions data recorded by the monitoring system during the 30-day test period.

(2) Following the date on which the initial performance test is completed or is required to be completed under §60.8, whichever date comes first, the owner or operator of an affected facility which combusts coal or which combusts residual oil having a nitrogen content greater than 0.30 weight percent shall determine compliance with the NO_x emission standards under §60.44b on a continuous basis through the use of a 30-day rolling average emission rate. A new 30-day rolling average emission rate is calculated each steam generating unit operating day as the average of all of the hourly NO_x emission data for the preceding 30 steam generating unit operating days.

(3) Following the date on which the initial performance test is completed or is required to be completed under §60.8, whichever date comes first, the owner or operator of an affected facility that has a heat input capacity greater than 73 MW (250 MMBtu/hr) and that combusts natural gas, distillate oil, or residual oil having a nitrogen content of 0.30 weight percent or less shall determine compliance with the NO_x standards under §60.44b on a continuous basis through the use of a 30-day rolling average emission rate. A new 30-day rolling average emission rate is calculated each steam generating unit operating day as the average of all of the hourly NO_x emission data for the preceding 30 steam generating unit operating days.

(4) Following the date on which the initial performance test is completed or required to be completed under §60.8, whichever date comes first, the owner or operator of an affected facility that has a heat input capacity of 73

§ 60.46b

40 CFR Ch. I (7-1-07 Edition)

MW (250 MMBtu/hr) or less and that combusts natural gas, distillate oil, or residual oil having a nitrogen content of 0.30 weight percent or less shall upon request determine compliance with the NO_x standards under § 60.44b through the use of a 30-day performance test. During periods when performance tests are not requested, NO_x emissions data collected pursuant to § 60.48b(g)(1) or § 60.48b(g)(2) are used to calculate a 30-day rolling average emission rate on a daily basis and used to prepare excess emission reports, but will not be used to determine compliance with the NO_x emission standards. A new 30-day rolling average emission rate is calculated each steam generating unit operating day as the average of all of the hourly NO_x emission data for the preceding 30 steam generating unit operating days.

(5) If the owner or operator of an affected facility that combusts residual oil does not sample and analyze the residual oil for nitrogen content, as specified in § 60.49b(e), the requirements of § 60.48b(g)(1) apply and the provisions of § 60.48b(g)(2) are inapplicable.

(f) To determine compliance with the emissions limits for NO_x required by § 60.44b(a)(4) or § 60.44b(l) for duct burners used in combined cycle systems, either of the procedures described in paragraph (f)(1) or (2) of this section may be used:

(1) The owner or operator of an affected facility shall conduct the performance test required under § 60.8 as follows:

(i) The emissions rate (E) of NO_x shall be computed using Equation 1 in this section:

$$E = E_{sg} + \left(\frac{H_g}{H_b} \right) (E_{sg} - E_g) \quad (\text{Eq. 1})$$

Where:

- E = Emissions rate of NO_x from the duct burner, ng/J (lb/MMBtu) heat input;
- E_{sg} = Combined effluent emissions rate, in ng/J (lb/MMBtu) heat input using appropriate F factor as described in Method 19 of appendix A of this part;
- H_g = Heat input rate to the combustion turbine, in J/hr (MMBtu/hr);
- H_b = Heat input rate to the duct burner, in J/hr (MMBtu/hr); and
- E_g = Emissions rate from the combustion turbine, in ng/J (lb/MMBtu) heat input calculated using appropriate F factor as

described in Method 19 of appendix A of this part.

(ii) Method 7E of appendix A of this part shall be used to determine the NO_x concentrations. Method 3A or 3B of appendix A of this part shall be used to determine O₂ concentration.

(iii) The owner or operator shall identify and demonstrate to the Administrator's satisfaction suitable methods to determine the average hourly heat input rate to the combustion turbine and the average hourly heat input rate to the affected duct burner.

(iv) Compliance with the emissions limits under § 60.44b(a)(4) or § 60.44b(l) is determined by the three-run average (nominal 1-hour runs) for the initial and subsequent performance tests; or

(2) The owner or operator of an affected facility may elect to determine compliance on a 30-day rolling average basis by using the CEMS specified under § 60.48b for measuring NO_x and O₂ and meet the requirements of § 60.48b. The sampling site shall be located at the outlet from the steam generating unit. The NO_x emissions rate at the outlet from the steam generating unit shall constitute the NO_x emissions rate from the duct burner of the combined cycle system.

(g) The owner or operator of an affected facility described in § 60.44b(j) or § 60.44b(k) shall demonstrate the maximum heat input capacity of the steam generating unit by operating the facility at maximum capacity for 24 hours. The owner or operator of an affected facility shall determine the maximum heat input capacity using the heat loss method described in sections 5 and 7.3 of the ASME *Power Test Codes* 4.1 (incorporated by reference, see § 60.17). This demonstration of maximum heat input capacity shall be made during the initial performance test for affected facilities that meet the criteria of § 60.44b(j). It shall be made within 60 days after achieving the maximum production rate at which the affected facility will be operated, but not later than 180 days after initial start-up of each facility, for affected facilities meeting the criteria of § 60.44b(k). Subsequent demonstrations may be required by the Administrator at any

other time. If this demonstration indicates that the maximum heat input capacity of the affected facility is less than that stated by the manufacturer of the affected facility, the maximum heat input capacity determined during this demonstration shall be used to determine the capacity utilization rate for the affected facility. Otherwise, the maximum heat input capacity provided by the manufacturer is used.

(h) The owner or operator of an affected facility described in §60.44b(j) that has a heat input capacity greater than 73 MW (250 MMBtu/hr) shall:

(1) Conduct an initial performance test as required under §60.8 over a minimum of 24 consecutive steam generating unit operating hours at maximum heat input capacity to demonstrate compliance with the NO_x emission standards under §60.44b using Method 7, 7A, 7E of appendix A of this part, or other approved reference methods; and

(2) Conduct subsequent performance tests once per calendar year or every 400 hours of operation (whichever comes first) to demonstrate compliance with the NO_x emission standards under §60.44b over a minimum of 3 consecutive steam generating unit operating hours at maximum heat input capacity using Method 7, 7A, 7E of appendix A of this part, or other approved reference methods.

(i) The owner or operator of an affected facility seeking to demonstrate compliance under paragraph §60.43b(h)(5) shall follow the applicable procedures under §60.49b(r).

(j) In place of PM testing with EPA Reference Method 5, 5B, or 17 of appendix A of this part, an owner or operator may elect to install, calibrate, maintain, and operate a CEMS for monitoring PM emissions discharged to the atmosphere and record the output of the system. The owner or operator of an affected facility who elects to continuously monitor PM emissions instead of conducting performance testing using EPA Method 5, 5B, or 17 of appendix A of this part shall comply with the requirements specified in paragraphs (j)(1) through (j)(13) of this section.

(1) Notify the Administrator one month before starting use of the system.

(2) Notify the Administrator one month before stopping use of the system.

(3) The monitor shall be installed, evaluated, and operated in accordance with §60.13 of subpart A of this part.

(4) The initial performance evaluation shall be completed no later than 180 days after the date of initial start-up of the affected facility, as specified under §60.8 of subpart A of this part or within 180 days of notification to the Administrator of use of the CEMS if the owner or operator was previously determining compliance by Method 5, 5B, or 17 of appendix A of this part performance tests, whichever is later.

(5) The owner or operator of an affected facility shall conduct an initial performance test for PM emissions as required under §60.8 of subpart A of this part. Compliance with the PM emission limit shall be determined by using the CEMS specified in paragraph (j) of this section to measure PM and calculating a 24-hour block arithmetic average emission concentration using EPA Reference Method 19 of appendix A of this part, section 4.1.

(6) Compliance with the PM emission limit shall be determined based on the 24-hour daily (block) average of the hourly arithmetic average emission concentrations using CEMS outlet data.

(7) At a minimum, valid CEMS hourly averages shall be obtained as specified in paragraphs (j)(7)(i) of this section for 75 percent of the total operating hours per 30-day rolling average.

(i) At least two data points per hour shall be used to calculate each 1-hour arithmetic average.

(ii) [Reserved]

(8) The 1-hour arithmetic averages required under paragraph (j)(7) of this section shall be expressed in ng/J or lb/MMBtu heat input and shall be used to calculate the boiler operating day daily arithmetic average emission concentrations. The 1-hour arithmetic averages shall be calculated using the data points required under §60.13(e)(2) of subpart A of this part.

(9) All valid CEMS data shall be used in calculating average emission concentrations even if the minimum CEMS data requirements of paragraph (j)(7) of this section are not met.

(10) The CEMS shall be operated according to Performance Specification 11 in appendix B of this part.

(11) During the correlation testing runs of the CEMS required by Performance Specification 11 in appendix B of this part, PM and O₂ (or CO₂) data shall be collected concurrently (or within a 30-to 60-minute period) by both the continuous emission monitors and the test methods specified in paragraphs (j)(7)(i) of this section.

(i) For PM, EPA Reference Method 5, 5B, or 17 of appendix A of this part shall be used.

(ii) For O₂ (or CO₂), EPA reference Method 3, 3A, or 3B of appendix A of this part, as applicable shall be used.

(12) Quarterly accuracy determinations and daily calibration drift tests shall be performed in accordance with procedure 2 in appendix F of this part. Relative Response Audit's must be performed annually and Response Correlation Audits must be performed every 3 years.

(13) When PM emissions data are not obtained because of CEMS breakdowns, repairs, calibration checks, and zero and span adjustments, emissions data shall be obtained by using other monitoring systems as approved by the Administrator or EPA Reference Method 19 of appendix A of this part to provide, as necessary, valid emissions data for a minimum of 75 percent of total operating hours per 30-day rolling average.

§ 60.47b Emission monitoring for sulfur dioxide.

(a) Except as provided in paragraphs (b), (f), and (h) of this section, the owner or operator of an affected facility subject to the SO₂ standards under § 60.42b shall install, calibrate, maintain, and operate CEMS for measuring SO₂ concentrations and either O₂ or CO₂ concentrations and shall record the output of the systems. For units complying with the percent reduction standard, the SO₂ and either O₂ or CO₂ concentrations shall both be monitored at the inlet and outlet of the SO₂ control device. If the owner or operator

has installed and certified SO₂ and O₂ or CO₂ CEMS according to the requirements of § 75.20(c)(1) of this chapter and appendix A to part 75 of this chapter, and is continuing to meet the ongoing quality assurance requirements of § 75.21 of this chapter and appendix B to part 75 of this chapter, those CEMS may be used to meet the requirements of this section, provided that:

(1) When relative accuracy testing is conducted, SO₂ concentration data and CO₂ (or O₂) data are collected simultaneously; and

(2) In addition to meeting the applicable SO₂ and CO₂ (or O₂) relative accuracy specifications in Figure 2 of appendix B to part 75 of this chapter, the relative accuracy (RA) standard in section 13.2 of Performance Specification 2 in appendix B to this part is met when the RA is calculated on a lb/MMBtu basis; and

(3) The reporting requirements of § 60.49b are met. SO₂ and CO₂ (or O₂) data used to meet the requirements of § 60.49b shall not include substitute data values derived from the missing data procedures in subpart D of part 75 of this chapter, nor shall the SO₂ data have been bias adjusted according to the procedures of part 75 of this chapter.

(b) As an alternative to operating CEMS as required under paragraph (a) of this section, an owner or operator may elect to determine the average SO₂ emissions and percent reduction by:

(1) Collecting coal or oil samples in an as-fired condition at the inlet to the steam generating unit and analyzing them for sulfur and heat content according to Method 19 of appendix A of this part. Method 19 of appendix A of this part provides procedures for converting these measurements into the format to be used in calculating the average SO₂ input rate, or

(2) Measuring SO₂ according to Method 6B of appendix A of this part at the inlet or outlet to the SO₂ control system. An initial stratification test is required to verify the adequacy of the Method 6B of appendix A of this part sampling location. The stratification test shall consist of three paired runs of a suitable SO₂ and CO₂ measurement

train operated at the candidate location and a second similar train operated according to the procedures in section 3.2 and the applicable procedures in section 7 of Performance Specification 2. Method 6B of appendix A of this part, Method 6A of appendix A of this part, or a combination of Methods 6 and 3 or 3B of appendix A of this part or Methods 6C and 3A of appendix A of this part are suitable measurement techniques. If Method 6B of appendix A of this part is used for the second train, sampling time and timer operation may be adjusted for the stratification test as long as an adequate sample volume is collected; however, both sampling trains are to be operated similarly. For the location to be adequate for Method 6B of appendix A of this part 24-hour tests, the mean of the absolute difference between the three paired runs must be less than 10 percent.

(3) A daily SO₂ emission rate, E_D, shall be determined using the procedure described in Method 6A of appendix A of this part, section 7.6.2 (Equation 6A-8) and stated in ng/J (lb/MMBtu) heat input.

(4) The mean 30-day emission rate is calculated using the daily measured values in ng/J (lb/MMBtu) for 30 successive steam generating unit operating days using equation 19-20 of Method 19 of appendix A of this part.

(c) The owner or operator of an affected facility shall obtain emission data for at least 75 percent of the operating hours in at least 22 out of 30 successive boiler operating days. If this minimum data requirement is not met with a single monitoring system, the owner or operator of the affected facility shall supplement the emission data with data collected with other monitoring systems as approved by the Administrator or the reference methods and procedures as described in paragraph (b) of this section.

(d) The 1-hour average SO₂ emission rates measured by the CEMS required by paragraph (a) of this section and required under § 60.13(h) is expressed in ng/J or lb/MMBtu heat input and is used to calculate the average emission rates under § 60.42(b). Each 1-hour average SO₂ emission rate must be based on 30 or more minutes of steam generating

unit operation. The hourly averages shall be calculated according to § 60.13(h)(2). Hourly SO₂ emission rates are not calculated if the affected facility is operated less than 30 minutes in a given clock hour and are not counted toward determination of a steam generating unit operating day.

(e) The procedures under § 60.13 shall be followed for installation, evaluation, and operation of the CEMS.

(1) Except as provided for in paragraph (e)(4) of this section, all CEMS shall be operated in accordance with the applicable procedures under Performance Specifications 1, 2, and 3 of appendix B of this part.

(2) Except as provided for in paragraph (e)(4) of this section, quarterly accuracy determinations and daily calibration drift tests shall be performed in accordance with Procedure 1 of appendix F of this part.

(3) For affected facilities combusting coal or oil, alone or in combination with other fuels, the span value of the SO₂ CEMS at the inlet to the SO₂ control device is 125 percent of the maximum estimated hourly potential SO₂ emissions of the fuel combusted, and the span value of the CEMS at the outlet to the SO₂ control device is 50 percent of the maximum estimated hourly potential SO₂ emissions of the fuel combusted. Alternatively, SO₂ span values determined according to section 2.1.1 in appendix A to part 75 of this chapter may be used.

(4) As an alternative to meeting the requirements of requirements of paragraphs (e)(1) and (e)(2) of this section, the owner or operator may elect to implement the following alternative data accuracy assessment procedures:

(i) For all required CO₂ and O₂ monitors and for SO₂ and NO_x monitors with span values less than 100 ppm, the daily calibration error test and calibration adjustment procedures described in sections 2.1.1 and 2.1.3 of appendix B to part 75 of this chapter may be followed instead of the CD assessment procedures in Procedure 1, section 4.1 of appendix F to this part. If this option is selected, the data validation and out-of-control provisions in sections 2.1.4 and 2.1.5 of appendix B to part 75 of this chapter shall be followed instead of the excessive CD and out-of-

control criteria in Procedure 1, section 4.3 of appendix F to this part. For the purposes of data validation under this subpart, the excessive CD and out-of-control criteria in Procedure 1, section 4.3 of appendix F to this part shall apply to SO₂ and NO_x span values less than 100 ppm;

(ii) For all required CO₂ and O₂ monitors and for SO₂ and NO_x monitors with span values greater than 30 ppm, quarterly linearity checks may be performed in accordance with section 2.2.1 of appendix B to part 75 of this chapter, instead of performing the cylinder gas audits (CGAs) described in Procedure 1, section 5.1.2 of appendix F to this part. If this option is selected: The frequency of the linearity checks shall be as specified in section 2.2.1 of appendix B to part 75 of this chapter; the applicable linearity specifications in section 3.2 of appendix A to part 75 of this chapter shall be met; the data validation and out-of-control criteria in section 2.2.3 of appendix B to part 75 of this chapter shall be followed instead of the excessive audit inaccuracy and out-of-control criteria in Procedure 1, section 5.2 of appendix F to this part; and the grace period provisions in section 2.2.4 of appendix B to part 75 of this chapter shall apply. For the purposes of data validation under this subpart, the cylinder gas audits described in Procedure 1, section 5.1.2 of appendix F to this part shall be performed for SO₂ and NO_x span values less than or equal to 30 ppm; and

(iii) For SO₂, CO₂, and O₂ monitoring systems and for NO_x emission rate monitoring systems, RATAs may be performed in accordance with section 2.3 of appendix B to part 75 of this chapter instead of following the procedures described in Procedure 1, section 5.1.1 of appendix F to this part. If this option is selected: The frequency of each RATA shall be as specified in section 2.3.1 of appendix B to part 75 of this chapter; the applicable relative accuracy specifications shown in Figure 2 in appendix B to part 75 of this chapter shall be met; the data validation and out-of-control criteria in section 2.3.2 of appendix B to part 75 of this chapter shall be followed instead of the excessive audit inaccuracy and out-of-control criteria in Procedure 1, section 5.2

of appendix F to this part; and the grace period provisions in section 2.3.3 of appendix B to part 75 of this chapter shall apply. For the purposes of data validation under this subpart, the relative accuracy specification in section 13.2 of Performance Specification 2 in appendix B to this part shall be met on a lb/MMBtu basis for SO₂ (regardless of the SO₂ emission level during the RATA), and for NO_x when the average NO_x emission rate measured by the reference method during the RATA is less than 0.100 lb/MMBtu.

(f) The owner or operator of an affected facility that combusts very low sulfur oil or is demonstrating compliance under § 60.45b(k) is not subject to the emission monitoring requirements under paragraph (a) of this section if the owner or operator maintains fuel records as described in § 60.49b(r).

§ 60.48b Emission monitoring for particulate matter and nitrogen oxides.

(a) Except as provided in paragraph (j) of this section, the owner or operator of an affected facility subject to the opacity standard under § 60.43b shall install, calibrate, maintain, and operate a CEMS for measuring the opacity of emissions discharged to the atmosphere and record the output of the system.

(b) Except as provided under paragraphs (g), (h), and (i) of this section, the owner or operator of an affected facility subject to a NO_x standard under § 60.44b shall comply with either paragraphs (b)(1) or (b)(2) of this section.

(1) Install, calibrate, maintain, and operate CEMS for measuring NO_x and O₂ (or CO₂) emissions discharged to the atmosphere, and shall record the output of the system; or

(2) If the owner or operator has installed a NO_x emission rate CEMS to meet the requirements of part 75 of this chapter and is continuing to meet the ongoing requirements of part 75 of this chapter, that CEMS may be used to meet the requirements of this section, except that the owner or operator shall also meet the requirements of § 60.49b. Data reported to meet the requirements of § 60.49b shall not include data substituted using the missing data procedures in subpart D of part 75 of this chapter, nor shall the data have

been bias adjusted according to the procedures of part 75 of this chapter.

(c) The CEMS required under paragraph (b) of this section shall be operated and data recorded during all periods of operation of the affected facility except for CEMS breakdowns and repairs. Data is recorded during calibration checks, and zero and span adjustments.

(d) The 1-hour average NO_x emission rates measured by the continuous NO_x monitor required by paragraph (b) of this section and required under §60.13(h) shall be expressed in ng/J or lb/MMBtu heat input and shall be used to calculate the average emission rates under §60.44b. The 1-hour averages shall be calculated using the data points required under §60.13(h)(2).

(e) The procedures under §60.13 shall be followed for installation, evaluation, and operation of the continuous monitoring systems.

(1) For affected facilities combusting coal, wood or municipal-type solid waste, the span value for a continuous monitoring system for measuring opacity shall be between 60 and 80 percent.

(2) For affected facilities combusting coal, oil, or natural gas, the span value for NO_x is determined using one of the following procedures:

(i) Except as provided under paragraph (e)(2)(ii) of this section, NO_x span values shall be determined as follows:

Fuel	Span values for NO _x (ppm)
Natural gas	500.
Oil	500.
Coal	1,000.
Mixtures	500 (x + y) + 1,000z.

Where:

x = Fraction of total heat input derived from natural gas;

y = Fraction of total heat input derived from oil; and

z = Fraction of total heat input derived from coal.

(ii) As an alternative to meeting the requirements of paragraph (e)(2)(i) of this section, the owner or operator of an affected facility may elect to use the NO_x span values determined according to section 2.1.2 in appendix A to part 75 of this chapter.

(3) All span values computed under paragraph (e)(2)(i) of this section for

combusting mixtures of regulated fuels are rounded to the nearest 500 ppm. Span values computed under paragraph (e)(2)(ii) of this section shall be rounded off according to section 2.1.2 in appendix A to part 75 of this chapter.

(f) When NO_x emission data are not obtained because of CEMS breakdowns, repairs, calibration checks and zero and span adjustments, emission data will be obtained by using standby monitoring systems, Method 7 of appendix A of this part, Method 7A of appendix A of this part, or other approved reference methods to provide emission data for a minimum of 75 percent of the operating hours in each steam generating unit operating day, in at least 22 out of 30 successive steam generating unit operating days.

(g) The owner or operator of an affected facility that has a heat input capacity of 73 MW (250 MMBtu/hr) or less, and that has an annual capacity factor for residual oil having a nitrogen content of 0.30 weight percent or less, natural gas, distillate oil, or any mixture of these fuels, greater than 10 percent (0.10) shall:

(1) Comply with the provisions of paragraphs (b), (c), (d), (e)(2), (e)(3), and (f) of this section; or

(2) Monitor steam generating unit operating conditions and predict NO_x emission rates as specified in a plan submitted pursuant to §60.49b(c).

(h) The owner or operator of a duct burner, as described in §60.41b, that is subject to the NO_x standards of §60.44b(a)(4) or §60.44b(1) is not required to install or operate a continuous emissions monitoring system to measure NO_x emissions.

(i) The owner or operator of an affected facility described in §60.44b(j) or §60.44b(k) is not required to install or operate a CEMS for measuring NO_x emissions.

(j) The owner or operator of an affected facility that meets the conditions in either paragraph (j)(1), (2), (3), (4), or (5) of this section is not required to install or operate a COMS for measuring opacity if:

(1) The affected facility uses a PM CEMS to monitor PM emissions; or

(2) The affected facility burns only liquid (excluding residual oil) or gaseous fuels with potential SO₂ emissions

§ 60.48b

40 CFR Ch. I (7-1-07 Edition)

rates of 26 ng/J (0.060 lb/MMBtu) or less and does not use a post-combustion technology to reduce SO₂ or PM emissions. The owner or operator must maintain fuel records of the sulfur content of the fuels burned, as described under § 60.49b(r); or

(3) The affected facility burns coke oven gas alone or in combination with fuels meeting the criteria in paragraph (j)(2) of this section and does not use a post-combustion technology to reduce SO₂ or PM emissions; or

(4) The affected facility does not use post-combustion technology (except a wet scrubber) for reducing PM, SO₂, or carbon monoxide (CO) emissions, burns only gaseous fuels or fuel oils that contain less than or equal to 0.30 weight percent sulfur, and is operated such that emissions of CO to the atmosphere from the affected facility are maintained at levels less than or equal to 0.15 lb/MMBtu on a steam generating unit operating day average basis. Owners and operators of affected facilities electing to comply with this paragraph must demonstrate compliance according to the procedures specified in paragraphs (j)(4)(i) through (iv) of this section.

(i) You must monitor CO emissions using a CEMS according to the procedures specified in paragraphs (j)(4)(i)(A) through (D) of this section.

(A) The CO CEMS must be installed, certified, maintained, and operated according to the provisions in § 60.58b(i)(3) of subpart Eb of this part.

(B) Each 1-hour CO emissions average is calculated using the data points generated by the CO CEMS expressed in parts per million by volume corrected to 3 percent oxygen (dry basis).

(C) At a minimum, valid 1-hour CO emissions averages must be obtained for at least 90 percent of the operating hours on a 30-day rolling average basis. At least two data points per hour must be used to calculate each 1-hour average.

(D) Quarterly accuracy determinations and daily calibration drift tests for the CO CEMS must be performed in accordance with procedure 1 in appendix F of this part.

(ii) You must calculate the 1-hour average CO emissions levels for each steam generating unit operating day

by multiplying the average hourly CO output concentration measured by the CO CEMS times the corresponding average hourly flue gas flow rate and divided by the corresponding average hourly heat input to the affected source. The 24-hour average CO emission level is determined by calculating the arithmetic average of the hourly CO emission levels computed for each steam generating unit operating day.

(iii) You must evaluate the preceding 24-hour average CO emission level each steam generating unit operating day excluding periods of affected source startup, shutdown, or malfunction. If the 24-hour average CO emission level is greater than 0.15 lb/MMBtu, you must initiate investigation of the relevant equipment and control systems within 24 hours of the first discovery of the high emission incident and, take the appropriate corrective action as soon as practicable to adjust control settings or repair equipment to reduce the 24-hour average CO emission level to 0.15 lb/MMBtu or less.

(iv) You must record the CO measurements and calculations performed according to paragraph (j)(4) of this section and any corrective actions taken. The record of corrective action taken must include the date and time during which the 24-hour average CO emission level was greater than 0.15 lb/MMBtu, and the date, time, and description of the corrective action.

(5) The affected facility burns only gaseous fuels or fuel oils that contain less than or equal to 0.30 weight percent sulfur and operates according to a written site-specific monitoring plan approved by the appropriate delegated permitting authority. This monitoring plan must include procedures and criteria for establishing and monitoring specific parameters for the affected facility indicative of compliance with the opacity standard.

(k) Owners or operators complying with the PM emission limit by using a PM CEMS monitor instead of monitoring opacity must calibrate, maintain, and operate a CEMS, and record the output of the system, for PM emissions discharged to the atmosphere as

Environmental Protection Agency

§ 60.49b

specified in § 60.46b(j). The CEMS specified in paragraph § 60.46b(j) shall be operated and data recorded during all periods of operation of the affected facility except for CEMS breakdowns and repairs. Data is recorded during calibration checks, and zero and span adjustments.

§ 60.49b Reporting and recordkeeping requirements.

(a) The owner or operator of each affected facility shall submit notification of the date of initial startup, as provided by § 60.7. This notification shall include:

(1) The design heat input capacity of the affected facility and identification of the fuels to be combusted in the affected facility;

(2) If applicable, a copy of any federally enforceable requirement that limits the annual capacity factor for any fuel or mixture of fuels under §§ 60.42b(d)(1), 60.43b(a)(2), (a)(3)(iii), (c)(2)(ii), (d)(2)(iii), 60.44b(c), (d), (e), (i), (j), (k), 60.45b(d), (g), 60.46b(h), or 60.48b(i);

(3) The annual capacity factor at which the owner or operator anticipates operating the facility based on all fuels fired and based on each individual fuel fired; and

(4) Notification that an emerging technology will be used for controlling emissions of SO₂. The Administrator will examine the description of the emerging technology and will determine whether the technology qualifies as an emerging technology. In making this determination, the Administrator may require the owner or operator of the affected facility to submit additional information concerning the control device. The affected facility is subject to the provisions of § 60.42b(a) unless and until this determination is made by the Administrator.

(b) The owner or operator of each affected facility subject to the SO₂, PM, and/or NO_x emission limits under §§ 60.42b, 60.43b, and 60.44b shall submit to the Administrator the performance test data from the initial performance test and the performance evaluation of the CEMS using the applicable performance specifications in appendix B of this part. The owner or operator of each affected facility described in

§ 60.44b(j) or § 60.44b(k) shall submit to the Administrator the maximum heat input capacity data from the demonstration of the maximum heat input capacity of the affected facility.

(c) The owner or operator of each affected facility subject to the NO_x standard of § 60.44b who seeks to demonstrate compliance with those standards through the monitoring of steam generating unit operating conditions under the provisions of § 60.48b(g)(2) shall submit to the Administrator for approval a plan that identifies the operating conditions to be monitored under § 60.48b(g)(2) and the records to be maintained under § 60.49b(j). This plan shall be submitted to the Administrator for approval within 360 days of the initial startup of the affected facility. If the plan is approved, the owner or operator shall maintain records of predicted nitrogen oxide emission rates and the monitored operating conditions, including steam generating unit load, identified in the plan. The plan shall:

(1) Identify the specific operating conditions to be monitored and the relationship between these operating conditions and NO_x emission rates (*i.e.*, ng/J or lbs/MMBtu heat input). Steam generating unit operating conditions include, but are not limited to, the degree of staged combustion (*i.e.*, the ratio of primary air to secondary and/or tertiary air) and the level of excess air (*i.e.*, flue gas O₂ level);

(2) Include the data and information that the owner or operator used to identify the relationship between NO_x emission rates and these operating conditions; and

(3) Identify how these operating conditions, including steam generating unit load, will be monitored under § 60.48b(g) on an hourly basis by the owner or operator during the period of operation of the affected facility; the quality assurance procedures or practices that will be employed to ensure that the data generated by monitoring these operating conditions will be representative and accurate; and the type and format of the records of these operating conditions, including steam generating unit load, that will be maintained by the owner or operator under § 60.49b(j).

§ 60.49b

40 CFR Ch. I (7-1-07 Edition)

(d) The owner or operator of an affected facility shall record and maintain records of the amounts of each fuel combusted during each day and calculate the annual capacity factor individually for coal, distillate oil, residual oil, natural gas, wood, and municipal-type solid waste for the reporting period. The annual capacity factor is determined on a 12-month rolling average basis with a new annual capacity factor calculated at the end of each calendar month.

(e) For an affected facility that combusts residual oil and meets the criteria under §§ 60.46b(e)(4), 60.44b(j), or (k), the owner or operator shall maintain records of the nitrogen content of the residual oil combusted in the affected facility and calculate the average fuel nitrogen content for the reporting period. The nitrogen content shall be determined using ASTM Method D4629 (incorporated by reference, see § 60.17), or fuel suppliers. If residual oil blends are being combusted, fuel nitrogen specifications may be prorated based on the ratio of residual oils of different nitrogen content in the fuel blend.

(f) For facilities subject to the opacity standard under § 60.43b, the owner or operator shall maintain records of opacity.

(g) Except as provided under paragraph (p) of this section, the owner or operator of an affected facility subject to the NO_x standards under § 60.44b shall maintain records of the following information for each steam generating unit operating day:

(1) Calendar date;

(2) The average hourly NO_x emission rates (expressed as NO₂) (ng/J or lb/MMBtu heat input) measured or predicted;

(3) The 30-day average NO_x emission rates (ng/J or lb/MMBtu heat input) calculated at the end of each steam generating unit operating day from the measured or predicted hourly nitrogen oxide emission rates for the preceding 30 steam generating unit operating days;

(4) Identification of the steam generating unit operating days when the calculated 30-day average NO_x emission rates are in excess of the NO_x emissions standards under § 60.44b, with the

reasons for such excess emissions as well as a description of corrective actions taken;

(5) Identification of the steam generating unit operating days for which pollutant data have not been obtained, including reasons for not obtaining sufficient data and a description of corrective actions taken;

(6) Identification of the times when emission data have been excluded from the calculation of average emission rates and the reasons for excluding data;

(7) Identification of "F" factor used for calculations, method of determination, and type of fuel combusted;

(8) Identification of the times when the pollutant concentration exceeded full span of the CEMS;

(9) Description of any modifications to the CEMS that could affect the ability of the CEMS to comply with Performance Specification 2 or 3; and

(10) Results of daily CEMS drift tests and quarterly accuracy assessments as required under appendix F, Procedure 1 of this part.

(h) The owner or operator of any affected facility in any category listed in paragraphs (h)(1) or (2) of this section is required to submit excess emission reports for any excess emissions that occurred during the reporting period.

(1) Any affected facility subject to the opacity standards under § 60.43b(e) or to the operating parameter monitoring requirements under § 60.13(i)(1).

(2) Any affected facility that is subject to the NO_x standard of § 60.44b, and that:

(i) Combusts natural gas, distillate oil, or residual oil with a nitrogen content of 0.3 weight percent or less; or

(ii) Has a heat input capacity of 73 MW (250 MMBtu/hr) or less and is required to monitor NO_x emissions on a continuous basis under § 60.48b(g)(1) or steam generating unit operating conditions under § 60.48b(g)(2).

(3) For the purpose of § 60.43b, excess emissions are defined as all 6-minute periods during which the average opacity exceeds the opacity standards under § 60.43b(f).

(4) For purposes of § 60.48b(g)(1), excess emissions are defined as any calculated 30-day rolling average NO_x emission rate, as determined under

Environmental Protection Agency

§ 60.49b

§ 60.46b(e), that exceeds the applicable emission limits in § 60.44b.

(i) The owner or operator of any affected facility subject to the continuous monitoring requirements for NO_x under § 60.48(b) shall submit reports containing the information recorded under paragraph (g) of this section.

(j) The owner or operator of any affected facility subject to the SO₂ standards under § 60.42b shall submit reports.

(k) For each affected facility subject to the compliance and performance testing requirements of § 60.45b and the reporting requirement in paragraph (j) of this section, the following information shall be reported to the Administrator:

(1) Calendar dates covered in the reporting period;

(2) Each 30-day average SO₂ emission rate (ng/J or lb/MMBtu heat input) measured during the reporting period, ending with the last 30-day period; reasons for noncompliance with the emission standards; and a description of corrective actions taken;

(3) Each 30-day average percent reduction in SO₂ emissions calculated during the reporting period, ending with the last 30-day period; reasons for noncompliance with the emission standards; and a description of corrective actions taken;

(4) Identification of the steam generating unit operating days that coal or oil was combusted and for which SO₂ or diluent (O₂ or CO₂) data have not been obtained by an approved method for at least 75 percent of the operating hours in the steam generating unit operating day; justification for not obtaining sufficient data; and description of corrective action taken;

(5) Identification of the times when emissions data have been excluded from the calculation of average emission rates; justification for excluding data; and description of corrective action taken if data have been excluded for periods other than those during which coal or oil were not combusted in the steam generating unit;

(6) Identification of "F" factor used for calculations, method of determination, and type of fuel combusted;

(7) Identification of times when hourly averages have been obtained based on manual sampling methods;

(8) Identification of the times when the pollutant concentration exceeded full span of the CEMS;

(9) Description of any modifications to the CEMS that could affect the ability of the CEMS to comply with Performance Specification 2 or 3;

(10) Results of daily CEMS drift tests and quarterly accuracy assessments as required under appendix F, Procedure 1 of this part; and

(11) The annual capacity factor of each fired as provided under paragraph (d) of this section.

(l) For each affected facility subject to the compliance and performance testing requirements of § 60.45b(d) and the reporting requirements of paragraph (j) of this section, the following information shall be reported to the Administrator:

(1) Calendar dates when the facility was in operation during the reporting period;

(2) The 24-hour average SO₂ emission rate measured for each steam generating unit operating day during the reporting period that coal or oil was combusted, ending in the last 24-hour period in the quarter; reasons for noncompliance with the emission standards; and a description of corrective actions taken;

(3) Identification of the steam generating unit operating days that coal or oil was combusted for which SO₂ or diluent (O₂ or CO₂) data have not been obtained by an approved method for at least 75 percent of the operating hours; justification for not obtaining sufficient data; and description of corrective action taken;

(4) Identification of the times when emissions data have been excluded from the calculation of average emission rates; justification for excluding data; and description of corrective action taken if data have been excluded for periods other than those during which coal or oil were not combusted in the steam generating unit;

(5) Identification of "F" factor used for calculations, method of determination, and type of fuel combusted;

(6) Identification of times when hourly averages have been obtained based on manual sampling methods;

(7) Identification of the times when the pollutant concentration exceeded full span of the CEMS;

(8) Description of any modifications to the CEMS that could affect the ability of the CEMS to comply with Performance Specification 2 or 3; and

(9) Results of daily CEMS drift tests and quarterly accuracy assessments as required under Procedure 1 of appendix F 1 of this part. If the owner or operator elects to implement the alternative data assessment procedures described in §§60.47b(e)(4)(i) through (e)(4)(iii), each data assessment report shall include a summary of the results of all of the RATAs, linearity checks, CGAs, and calibration error or drift assessments required by §§60.47b(e)(4)(i) through (e)(4)(iii).

(m) For each affected facility subject to the SO₂ standards under §60.42(b) for which the minimum amount of data required under §60.47b(f) were not obtained during the reporting period, the following information is reported to the Administrator in addition to that required under paragraph (k) of this section:

(1) The number of hourly averages available for outlet emission rates and inlet emission rates;

(2) The standard deviation of hourly averages for outlet emission rates and inlet emission rates, as determined in Method 19 of appendix A of this part, section 7;

(3) The lower confidence limit for the mean outlet emission rate and the upper confidence limit for the mean inlet emission rate, as calculated in Method 19 of appendix A of this part, section 7; and

(4) The ratio of the lower confidence limit for the mean outlet emission rate and the allowable emission rate, as determined in Method 19 of appendix A of this part, section 7.

(n) If a percent removal efficiency by fuel pretreatment (*i.e.*, %R_f) is used to determine the overall percent reduction (*i.e.*, %R_o) under §60.45b, the owner or operator of the affected facility shall submit a signed statement with the report.

(1) Indicating what removal efficiency by fuel pretreatment (*i.e.*, %R_f) was credited during the reporting period;

(2) Listing the quantity, heat content, and date each pre-treated fuel shipment was received during the reporting period, the name and location of the fuel pretreatment facility; and the total quantity and total heat content of all fuels received at the affected facility during the reporting period;

(3) Documenting the transport of the fuel from the fuel pretreatment facility to the steam generating unit; and

(4) Including a signed statement from the owner or operator of the fuel pretreatment facility certifying that the percent removal efficiency achieved by fuel pretreatment was determined in accordance with the provisions of Method 19 of appendix A of this part and listing the heat content and sulfur content of each fuel before and after fuel pretreatment.

(o) All records required under this section shall be maintained by the owner or operator of the affected facility for a period of 2 years following the date of such record.

(p) The owner or operator of an affected facility described in §60.44b(j) or (k) shall maintain records of the following information for each steam generating unit operating day:

(1) Calendar date;

(2) The number of hours of operation; and

(3) A record of the hourly steam load.

(q) The owner or operator of an affected facility described in §60.44b(j) or §60.44b(k) shall submit to the Administrator a report containing:

(1) The annual capacity factor over the previous 12 months;

(2) The average fuel nitrogen content during the reporting period, if residual oil was fired; and

(3) If the affected facility meets the criteria described in §60.44b(j), the results of any NO_x emission tests required during the reporting period, the hours of operation during the reporting period, and the hours of operation since the last NO_x emission test.

(r) The owner or operator of an affected facility who elects to use the fuel based compliance alternatives in §60.42b or §60.43b shall either:

(1) The owner or operator of an affected facility who elects to demonstrate that the affected facility combusts only very low sulfur oil under

Environmental Protection Agency

§ 60.49b

§ 60.42b(j)(2) or § 60.42b(k)(2) shall obtain and maintain at the affected facility fuel receipts from the fuel supplier that certify that the oil meets the definition of distillate oil as defined in § 60.41b and the applicable sulfur limit. For the purposes of this section, the distillate oil need not meet the fuel nitrogen content specification in the definition of distillate oil. Reports shall be submitted to the Administrator certifying that only very low sulfur oil meeting this definition and/or pipeline quality natural gas was combusted in the affected facility during the reporting period; or

(2) The owner or operator of an affected facility who elects to demonstrate compliance based on fuel analysis in § 60.42b or § 60.43b shall develop and submit a site-specific fuel analysis plan to the Administrator for review and approval no later than 60 days before the date you intend to demonstrate compliance. Each fuel analysis plan shall include a minimum initial requirement of weekly testing and each analysis report shall contain, at a minimum, the following information:

(i) The potential sulfur emissions rate of the representative fuel mixture in ng/J heat input;

(ii) The method used to determine the potential sulfur emissions rate of each constituent of the mixture. For distillate oil and natural gas a fuel receipt or tariff sheet is acceptable;

(iii) The ratio of different fuels in the mixture; and

(iv) The owner or operator can petition the Administrator to approve monthly or quarterly sampling in place of weekly sampling.

(s) Facility specific NO_x standard for Cytec Industries Fortier Plant's C.AOG incinerator located in Westwego, Louisiana:

(1) *Definitions.*

Oxidation zone is defined as the portion of the C.AOG incinerator that extends from the inlet of the oxidizing zone combustion air to the outlet gas stack.

Reducing zone is defined as the portion of the C.AOG incinerator that extends from the burner section to the inlet of the oxidizing zone combustion air.

Total inlet air is defined as the total amount of air introduced into the C.AOG incinerator for combustion of natural gas and chemical by-product waste and is equal to the sum of the air flow into the reducing zone and the air flow into the oxidation zone.

(2) *Standard for nitrogen oxides.* (i) When fossil fuel alone is combusted, the NO_x emission limit for fossil fuel in § 60.44b(a) applies.

(ii) When natural gas and chemical by-product waste are simultaneously combusted, the NO_x emission limit is 289 ng/J (0.67 lb/MMBtu) and a maximum of 81 percent of the total inlet air provided for combustion shall be provided to the reducing zone of the C.AOG incinerator.

(3) *Emission monitoring.* (i) The percent of total inlet air provided to the reducing zone shall be determined at least every 15 minutes by measuring the air flow of all the air entering the reducing zone and the air flow of all the air entering the oxidation zone, and compliance with the percentage of total inlet air that is provided to the reducing zone shall be determined on a 3-hour average basis.

(ii) The NO_x emission limit shall be determined by the compliance and performance test methods and procedures for NO_x in § 60.46b(i).

(iii) The monitoring of the NO_x emission limit shall be performed in accordance with § 60.48b.

(4) *Reporting and recordkeeping requirements.* (i) The owner or operator of the C.AOG incinerator shall submit a report on any excursions from the limits required by paragraph (a)(2) of this section to the Administrator with the quarterly report required by paragraph (i) of this section.

(ii) The owner or operator of the C.AOG incinerator shall keep records of the monitoring required by paragraph (a)(3) of this section for a period of 2 years following the date of such record.

(iii) The owner or operator of the C.AOG incinerator shall perform all the applicable reporting and recordkeeping requirements of this section.

(t) Facility-specific NO_x standard for Rohm and Haas Kentucky Incorporated's Boiler No. 100 located in Louisville, Kentucky:

(1) *Definitions.*

Air ratio control damper is defined as the part of the low NO_x burner that is adjusted to control the split of total combustion air delivered to the reducing and oxidation portions of the combustion flame.

Flue gas recirculation line is defined as the part of Boiler No. 100 that recirculates a portion of the boiler flue gas back into the combustion air.

(2) *Standard for nitrogen oxides.* (i) When fossil fuel alone is combusted, the NO_x emission limit for fossil fuel in § 60.44b(a) applies.

(ii) When fossil fuel and chemical by-product waste are simultaneously combusted, the NO_x emission limit is 473 ng/J (1.1 lb/MMBtu), and the air ratio control damper tee handle shall be at a minimum of 5 inches (12.7 centimeters) out of the boiler, and the flue gas recirculation line shall be operated at a minimum of 10 percent open as indicated by its valve opening position indicator.

(3) *Emission monitoring for nitrogen oxides.* (i) The air ratio control damper tee handle setting and the flue gas recirculation line valve opening position indicator setting shall be recorded during each 8-hour operating shift.

(ii) The NO_x emission limit shall be determined by the compliance and performance test methods and procedures for NO_x in § 60.46b.

(iii) The monitoring of the NO_x emission limit shall be performed in accordance with § 60.48b.

(4) *Reporting and recordkeeping requirements.* (i) The owner or operator of Boiler No. 100 shall submit a report on any excursions from the limits required by paragraph (b)(2) of this section to the Administrator with the quarterly report required by § 60.49b(i).

(ii) The owner or operator of Boiler No. 100 shall keep records of the monitoring required by paragraph (b)(3) of this section for a period of 2 years following the date of such record.

(iii) The owner or operator of Boiler No. 100 shall perform all the applicable reporting and recordkeeping requirements of § 60.49b.

(u) *Site-specific standard for Merck & Co., Inc.'s Stonewall Plant in Elkton, Virginia.* (1) This paragraph (u) applies only to the pharmaceutical manufac-

turing facility, commonly referred to as the Stonewall Plant, located at Route 340 South, in Elkton, Virginia ("site") and only to the natural gas-fired boilers installed as part of the powerhouse conversion required pursuant to 40 CFR 52.2454(g). The requirements of this paragraph shall apply, and the requirements of §§ 60.40b through 60.49b(t) shall not apply, to the natural gas-fired boilers installed pursuant to 40 CFR 52.2454(g).

(i) The site shall equip the natural gas-fired boilers with low NO_x technology.

(ii) The site shall install, calibrate, maintain, and operate a continuous monitoring and recording system for measuring NO_x emissions discharged to the atmosphere and opacity using a continuous emissions monitoring system or a predictive emissions monitoring system.

(iii) Within 180 days of the completion of the powerhouse conversion, as required by 40 CFR 52.2454, the site shall perform a performance test to quantify criteria pollutant emissions.

(2) [Reserved]

(v) The owner or operator of an affected facility may submit electronic quarterly reports for SO₂ and/or NO_x and/or opacity in lieu of submitting the written reports required under paragraphs (h), (i), (j), (k) or (l) of this section. The format of each quarterly electronic report shall be coordinated with the permitting authority. The electronic report(s) shall be submitted no later than 30 days after the end of the calendar quarter and shall be accompanied by a certification statement from the owner or operator, indicating whether compliance with the applicable emission standards and minimum data requirements of this subpart was achieved during the reporting period. Before submitting reports in the electronic format, the owner or operator shall coordinate with the permitting authority to obtain their agreement to submit reports in this alternative format.

(w) The reporting period for the reports required under this subpart is each 6 month period. All reports shall be submitted to the Administrator and shall be postmarked by the 30th day

following the end of the reporting period.

(x) Facility-specific NO_x standard for Weyerhaeuser Company's No. 2 Power Boiler located in New Bern, North Carolina:

(1) *Standard for nitrogen oxides.* (i) When fossil fuel alone is combusted, the NO_x emission limit for fossil fuel in § 60.44b(a) applies.

(ii) When fossil fuel and chemical by-product waste are simultaneously combusted, the NO_x emission limit is 215 ng/J (0.5 lb/MMBtu).

(2) *Emission monitoring for nitrogen oxides.* (i) The NO_x emissions shall be determined by the compliance and performance test methods and procedures for NO_x in § 60.46b.

(ii) The monitoring of the NO_x emissions shall be performed in accordance with § 60.48b.

(3) *Reporting and recordkeeping requirements.* (i) The owner or operator of the No. 2 Power Boiler shall submit a report on any excursions from the limits required by paragraph (x)(2) of this section to the Administrator with the quarterly report required by § 60.49b(i).

(ii) The owner or operator of the No. 2 Power Boiler shall keep records of the monitoring required by paragraph (x)(3) of this section for a period of 2 years following the date of such record.

(iii) The owner or operator of the No. 2 Power Boiler shall perform all the applicable reporting and recordkeeping requirements of § 60.49b.

(y) Facility-specific NO_x standard for INEOS USA's AOGI located in Lima, Ohio:

(1) *Standard for NO_x.* (i) When fossil fuel alone is combusted, the NO_x emission limit for fossil fuel in § 60.44b(a) applies.

(ii) When fossil fuel and chemical by-product/waste are simultaneously combusted, the NO_x emission limit is 645 ng/J (1.5 lb/MMBtu).

(2) *Emission monitoring for NO_x.* (i) The NO_x emissions shall be determined by the compliance and performance test methods and procedures for NO_x in § 60.46b.

(ii) The monitoring of the NO_x emissions shall be performed in accordance with § 60.48b.

(3) *Reporting and recordkeeping requirements.* (i) The owner or operator of

the AOGI shall submit a report on any excursions from the limits required by paragraph (y)(2) of this section to the Administrator with the quarterly report required by paragraph (i) of this section.

(ii) The owner or operator of the AOGI shall keep records of the monitoring required by paragraph (y)(3) of this section for a period of 2 years following the date of such record.

(iii) The owner or operator of the AOGI shall perform all the applicable reporting and recordkeeping requirements of this section.

Subpart Dc—Standards of Performance for Small Industrial-Commercial-Institutional Steam Generating Units

SOURCE: 72 FR 32759, June 13, 2007, unless otherwise noted.

§ 60.40c Applicability and delegation of authority.

(a) Except as provided in paragraph (d) of this section, the affected facility to which this subpart applies is each steam generating unit for which construction, modification, or reconstruction is commenced after June 9, 1989 and that has a maximum design heat input capacity of 29 megawatts (MW) (100 million British thermal units per hour (MMBtu/hr)) or less, but greater than or equal to 2.9 MW (10 MMBtu/hr).

(b) In delegating implementation and enforcement authority to a State under section 111(c) of the Clean Air Act, § 60.48c(a)(4) shall be retained by the Administrator and not transferred to a State.

(c) Steam generating units that meet the applicability requirements in paragraph (a) of this section are not subject to the sulfur dioxide (SO₂) or particulate matter (PM) emission limits, performance testing requirements, or monitoring requirements under this subpart (§§ 60.42c, 60.43c, 60.44c, 60.45c, 60.46c, or 60.47c) during periods of combustion research, as defined in § 60.41c.

(d) Any temporary change to an existing steam generating unit for the purpose of conducting combustion research is not considered a modification under § 60.14.

APPENDIX D

**40 CFR 60, Subpart Dc, Standards of Performance for Small
Industrial-Commercial-Institutional Steam Generating Units**

following the end of the reporting period.

(x) Facility-specific NO_x standard for Weyerhaeuser Company's No. 2 Power Boiler located in New Bern, North Carolina:

(1) *Standard for nitrogen oxides.* (i) When fossil fuel alone is combusted, the NO_x emission limit for fossil fuel in §60.44b(a) applies.

(ii) When fossil fuel and chemical by-product waste are simultaneously combusted, the NO_x emission limit is 215 ng/J (0.5 lb/MMBtu).

(2) *Emission monitoring for nitrogen oxides.* (i) The NO_x emissions shall be determined by the compliance and performance test methods and procedures for NO_x in §60.46b.

(ii) The monitoring of the NO_x emissions shall be performed in accordance with §60.48b.

(3) *Reporting and recordkeeping requirements.* (i) The owner or operator of the No. 2 Power Boiler shall submit a report on any excursions from the limits required by paragraph (x)(2) of this section to the Administrator with the quarterly report required by §60.49b(i).

(ii) The owner or operator of the No. 2 Power Boiler shall keep records of the monitoring required by paragraph (x)(3) of this section for a period of 2 years following the date of such record.

(iii) The owner or operator of the No. 2 Power Boiler shall perform all the applicable reporting and recordkeeping requirements of §60.49b.

(y) Facility-specific NO_x standard for INEOS USA's AOGI located in Lima, Ohio:

(1) *Standard for NO_x.* (i) When fossil fuel alone is combusted, the NO_x emission limit for fossil fuel in §60.44b(a) applies.

(ii) When fossil fuel and chemical by-product/waste are simultaneously combusted, the NO_x emission limit is 645 ng/J (1.5 lb/MMBtu).

(2) *Emission monitoring for NO_x.* (i) The NO_x emissions shall be determined by the compliance and performance test methods and procedures for NO_x in §60.46b.

(ii) The monitoring of the NO_x emissions shall be performed in accordance with §60.48b.

(3) *Reporting and recordkeeping requirements.* (i) The owner or operator of

the AOGI shall submit a report on any excursions from the limits required by paragraph (y)(2) of this section to the Administrator with the quarterly report required by paragraph (i) of this section.

(ii) The owner or operator of the AOGI shall keep records of the monitoring required by paragraph (y)(3) of this section for a period of 2 years following the date of such record.

(iii) The owner or operator of the AOGI shall perform all the applicable reporting and recordkeeping requirements of this section.

Subpart Dc—Standards of Performance for Small Industrial-Commercial-Institutional Steam Generating Units

SOURCE: 72 FR 32759, June 13, 2007, unless otherwise noted.

§ 60.40c Applicability and delegation of authority.

(a) Except as provided in paragraph (d) of this section, the affected facility to which this subpart applies is each steam generating unit for which construction, modification, or reconstruction is commenced after June 9, 1989 and that has a maximum design heat input capacity of 29 megawatts (MW) (100 million British thermal units per hour (MMBtu/hr)) or less, but greater than or equal to 2.9 MW (10 MMBtu/hr).

(b) In delegating implementation and enforcement authority to a State under section 111(c) of the Clean Air Act, §60.48c(a)(4) shall be retained by the Administrator and not transferred to a State.

(c) Steam generating units that meet the applicability requirements in paragraph (a) of this section are not subject to the sulfur dioxide (SO₂) or particulate matter (PM) emission limits, performance testing requirements, or monitoring requirements under this subpart (§§ 60.42c, 60.43c, 60.44c, 60.45c, 60.46c, or 60.47c) during periods of combustion research, as defined in §60.41c.

(d) Any temporary change to an existing steam generating unit for the purpose of conducting combustion research is not considered a modification under §60.14.

(e) Heat recovery steam generators that are associated with combined cycle gas turbines and meet the applicability requirements of subpart GG or KKKK of this part are not subject to this subpart. This subpart will continue to apply to all other heat recovery steam generators that are capable of combusting more than or equal to 2.9 MW (10 MMBtu/hr) heat input of fossil fuel but less than or equal to 29 MW (100 MMBtu/hr) heat input of fossil fuel. If the heat recovery steam generator is subject to this subpart, only emissions resulting from combustion of fuels in the steam generating unit are subject to this subpart. (The gas turbine emissions are subject to subpart GG or KKKK, as applicable, of this part).

(f) Any facility covered by subpart AAAA of this part is not covered by this subpart.

(g) Any facility covered by an EPA approved State or Federal section 111(d)/129 plan implementing subpart BBBB of this part is not covered by this subpart.

§60.41c Definitions.

As used in this subpart, all terms not defined herein shall have the meaning given them in the Clean Air Act and in subpart A of this part.

Annual capacity factor means the ratio between the actual heat input to a steam generating unit from an individual fuel or combination of fuels during a period of 12 consecutive calendar months and the potential heat input to the steam generating unit from all fuels had the steam generating unit been operated for 8,760 hours during that 12-month period at the maximum design heat input capacity. In the case of steam generating units that are rented or leased, the actual heat input shall be determined based on the combined heat input from all operations of the affected facility during a period of 12 consecutive calendar months.

Coal means all solid fuels classified as anthracite, bituminous, subbituminous, or lignite by the American Society of Testing and Materials in ASTM D388 (incorporated by reference, see §60.17), coal refuse, and petroleum coke. Coal-derived synthetic fuels derived from coal for the purposes of cre-

ating useful heat, including but not limited to solvent refined coal, gasified coal, coal-oil mixtures, and coal-water mixtures, are also included in this definition for the purposes of this subpart.

Coal refuse means any by-product of coal mining or coal cleaning operations with an ash content greater than 50 percent (by weight) and a heating value less than 13,900 kilojoules per kilogram (kJ/kg) (6,000 Btu per pound (Btu/lb) on a dry basis.

Cogeneration steam generating unit means a steam generating unit that simultaneously produces both electrical (or mechanical) and thermal energy from the same primary energy source.

Combined cycle system means a system in which a separate source (such as a stationary gas turbine, internal combustion engine, or kiln) provides exhaust gas to a steam generating unit.

Combustion research means the experimental firing of any fuel or combination of fuels in a steam generating unit for the purpose of conducting research and development of more efficient combustion or more effective prevention or control of air pollutant emissions from combustion, provided that, during these periods of research and development, the heat generated is not used for any purpose other than preheating combustion air for use by that steam generating unit (i.e., the heat generated is released to the atmosphere without being used for space heating, process heating, driving pumps, preheating combustion air for other units, generating electricity, or any other purpose).

Conventional technology means wet flue gas desulfurization technology, dry flue gas desulfurization technology, atmospheric fluidized bed combustion technology, and oil hydrodesulfurization technology.

Distillate oil means fuel oil that complies with the specifications for fuel oil numbers 1 or 2, as defined by the American Society for Testing and Materials in ASTM D396 (incorporated by reference, see §60.17).

Dry flue gas desulfurization technology means a SO₂ control system that is located between the steam generating unit and the exhaust vent or stack, and that removes sulfur oxides from the

combustion gases of the steam generating unit by contacting the combustion gases with an alkaline reagent and water, whether introduced separately or as a premixed slurry or solution and forming a dry powder material. This definition includes devices where the dry powder material is subsequently converted to another form. Alkaline reagents used in dry flue gas desulfurization systems include, but are not limited to, lime and sodium compounds.

Duct burner means a device that combusts fuel and that is placed in the exhaust duct from another source (such as a stationary gas turbine, internal combustion engine, kiln, etc.) to allow the firing of additional fuel to heat the exhaust gases before the exhaust gases enter a steam generating unit.

Emerging technology means any SO₂ control system that is not defined as a conventional technology under this section, and for which the owner or operator of the affected facility has received approval from the Administrator to operate as an emerging technology under §60.48c(a)(4).

Federally enforceable means all limitations and conditions that are enforceable by the Administrator, including the requirements of 40 CFR parts 60 and 61, requirements within any applicable State implementation plan, and any permit requirements established under 40 CFR 52.21 or under 40 CFR 51.18 and 51.24.

Fluidized bed combustion technology means a device wherein fuel is distributed onto a bed (or series of beds) of limestone aggregate (or other sorbent materials) for combustion; and these materials are forced upward in the device by the flow of combustion air and the gaseous products of combustion. Fluidized bed combustion technology includes, but is not limited to, bubbling bed units and circulating bed units.

Fuel pretreatment means a process that removes a portion of the sulfur in a fuel before combustion of the fuel in a steam generating unit.

Heat input means heat derived from combustion of fuel in a steam generating unit and does not include the heat derived from preheated combustion air, recirculated flue gases, or ex-

haust gases from other sources (such as stationary gas turbines, internal combustion engines, and kilns).

Heat transfer medium means any material that is used to transfer heat from one point to another point.

Maximum design heat input capacity means the ability of a steam generating unit to combust a stated maximum amount of fuel (or combination of fuels) on a steady state basis as determined by the physical design and characteristics of the steam generating unit.

Natural gas means: (1) A naturally occurring mixture of hydrocarbon and nonhydrocarbon gases found in geologic formations beneath the earth's surface, of which the principal constituent is methane; or (2) liquefied petroleum (LP) gas, as defined by the American Society for Testing and Materials in ASTM D1835 (incorporated by reference, see §60.17).

Noncontinental area means the State of Hawaii, the Virgin Islands, Guam, American Samoa, the Commonwealth of Puerto Rico, or the Northern Mariana Islands.

Oil means crude oil or petroleum, or a liquid fuel derived from crude oil or petroleum, including distillate oil and residual oil.

Potential sulfur dioxide emission rate means the theoretical SO₂ emissions (nanograms per joule (ng/J) or lb/MMBtu heat input) that would result from combusting fuel in an uncleaned state and without using emission control systems.

Process heater means a device that is primarily used to heat a material to initiate or promote a chemical reaction in which the material participates as a reactant or catalyst.

Residual oil means crude oil, fuel oil that does not comply with the specifications under the definition of distillate oil, and all fuel oil numbers 4, 5, and 6, as defined by the American Society for Testing and Materials in ASTM D396 (incorporated by reference, see §60.17).

Steam generating unit means a device that combusts any fuel and produces steam or heats water or any other heat transfer medium. This term includes any duct burner that combusts fuel and is part of a combined cycle system.

§ 60.42c

This term does not include process heaters as defined in this subpart.

Steam generating unit operating day means a 24-hour period between 12:00 midnight and the following midnight during which any fuel is combusted at any time in the steam generating unit. It is not necessary for fuel to be combusted continuously for the entire 24-hour period.

Wet flue gas desulfurization technology means an SO₂ control system that is located between the steam generating unit and the exhaust vent or stack, and that removes sulfur oxides from the combustion gases of the steam generating unit by contacting the combustion gases with an alkaline slurry or solution and forming a liquid material. This definition includes devices where the liquid material is subsequently converted to another form. Alkaline reagents used in wet flue gas desulfurization systems include, but are not limited to, lime, limestone, and sodium compounds.

Wet scrubber system means any emission control device that mixes an aqueous stream or slurry with the exhaust gases from a steam generating unit to control emissions of PM or SO₂.

Wood means wood, wood residue, bark, or any derivative fuel or residue thereof, in any form, including but not limited to sawdust, sanderdust, wood chips, scraps, slabs, millings, shavings, and processed pellets made from wood or other forest residues.

§ 60.42e Standard for sulfur dioxide (SO₂).

(a) Except as provided in paragraphs (b), (c), and (e) of this section, on and after the date on which the performance test is completed or required to be completed under § 60.8, whichever date comes first, the owner or operator of an affected facility that combusts only coal shall neither: cause to be discharged into the atmosphere from the affected facility any gases that contain SO₂ in excess of 87 ng/J (0.20 lb/MMBtu) heat input or 10 percent (0.10) of the potential SO₂ emission rate (90 percent reduction), nor cause to be discharged into the atmosphere from the affected facility any gases that contain SO₂ in excess of 520 ng/J (1.2 lb/MMBtu) heat input. If coal is combusted with other

40 CFR Ch. I (7-1-07 Edition)

fuels, the affected facility shall neither: cause to be discharged into the atmosphere from the affected facility any gases that contain SO₂ in excess of 87 ng/J (0.20 lb/MMBtu) heat input or 10 percent (0.10) of the potential SO₂ emission rate (90 percent reduction), nor cause to be discharged into the atmosphere from the affected facility any gases that contain SO₂ in excess of the emission limit is determined pursuant to paragraph (e)(2) of this section.

(b) Except as provided in paragraphs (c) and (e) of this section, on and after the date on which the performance test is completed or required to be completed under § 60.8, whichever date comes first, the owner or operator of an affected facility that:

(1) Combusts only coal refuse alone in a fluidized bed combustion steam generating unit shall neither:

(i) Cause to be discharged into the atmosphere from that affected facility any gases that contain SO₂ in excess of 87 ng/J (0.20 lb/MMBtu) heat input or 20 percent (0.20) of the potential SO₂ emission rate (80 percent reduction); nor

(ii) Cause to be discharged into the atmosphere from that affected facility any gases that contain SO₂ in excess of SO₂ in excess of 520 ng/J (1.2 lb/MMBtu) heat input. If coal is fired with coal refuse, the affected facility subject to paragraph (a) of this section. If oil or any other fuel (except coal) is fired with coal refuse, the affected facility is subject to the 87 ng/J (0.20 lb/MMBtu) heat input SO₂ emissions limit or the 90 percent SO₂ reduction requirement specified in paragraph (a) of this section and the emission limit is determined pursuant to paragraph (e)(2) of this section.

(2) Combusts only coal and that uses an emerging technology for the control of SO₂ emissions shall neither:

(i) Cause to be discharged into the atmosphere from that affected facility any gases that contain SO₂ in excess of 50 percent (0.50) of the potential SO₂ emission rate (50 percent reduction); nor

(ii) Cause to be discharged into the atmosphere from that affected facility any gases that contain SO₂ in excess of 260 ng/J (0.60 lb/MMBtu) heat input. If coal is combusted with other fuels, the affected facility is subject to the 50

percent SO₂ reduction requirement specified in this paragraph and the emission limit determined pursuant to paragraph (e)(2) of this section.

(c) On and after the date on which the initial performance test is completed or required to be completed under §60.8, whichever date comes first, no owner or operator of an affected facility that combusts coal, alone or in combination with any other fuel, and is listed in paragraphs (c)(1), (2), (3), or (4) of this section shall cause to be discharged into the atmosphere from that affected facility any gases that contain SO₂ in excess of the emission limit determined pursuant to paragraph (e)(2) of this section. Percent reduction requirements are not applicable to affected facilities under paragraphs (c)(1), (2), (3), or (4).

(1) Affected facilities that have a heat input capacity of 22 MW (75 MMBtu/hr) or less.

(2) Affected facilities that have an annual capacity for coal of 55 percent (0.55) or less and are subject to a federally enforceable requirement limiting operation of the affected facility to an annual capacity factor for coal of 55 percent (0.55) or less.

(3) Affected facilities located in a noncontinental area.

(4) Affected facilities that combust coal in a duct burner as part of a combined cycle system where 30 percent (0.30) or less of the heat entering the steam generating unit is from combustion of coal in the duct burner and 70 percent (0.70) or more of the heat entering the steam generating unit is from exhaust gases entering the duct burner.

(d) On and after the date on which the initial performance test is completed or required to be completed under §60.8, whichever date comes first, no owner or operator of an affected facility that combusts oil shall cause to be discharged into the atmosphere from that affected facility any gases that contain SO₂ in excess of 215 ng/J (0.50 lb/MMBtu) heat input; or, as an alternative, no owner or operator of an affected facility that combusts oil shall combust oil in the affected facility that contains greater than 0.5 weight percent sulfur. The percent reduction requirements are not applica-

ble to affected facilities under this paragraph.

(e) On and after the date on which the initial performance test is completed or required to be completed under §60.8, whichever date comes first, no owner or operator of an affected facility that combusts coal, oil, or coal and oil with any other fuel shall cause to be discharged into the atmosphere from that affected facility any gases that contain SO₂ in excess of the following:

(1) The percent of potential SO₂ emission rate or numerical SO₂ emission rate required under paragraph (a) or (b)(2) of this section, as applicable, for any affected facility that

(i) Combusts coal in combination with any other fuel;

(ii) Has a heat input capacity greater than 22 MW (75 MMBtu/hr); and

(iii) Has an annual capacity factor for coal greater than 55 percent (0.55); and

(2) The emission limit determined according to the following formula for any affected facility that combusts coal, oil, or coal and oil with any other fuel:

$$E_s = \frac{(K_a H_a + K_b H_b + K_c H_c)}{(H_a + H_b + H_c)}$$

Where:

E_s = SO₂ emission limit, expressed in ng/J or lb/MMBtu heat input;

K_a = 520 ng/J (1.2 lb/MMBtu);

K_b = 260 ng/J (0.60 lb/MMBtu);

K_c = 215 ng/J (0.50 lb/MMBtu);

H_a = Heat input from the combustion of coal, except coal combusted in an affected facility subject to paragraph (b)(2) of this section, in Joules (J) [MMBtu];

H_b = Heat input from the combustion of coal in an affected facility subject to paragraph (b)(2) of this section, in J (MMBtu); and

H_c = Heat input from the combustion of oil, in J (MMBtu).

(f) Reduction in the potential SO₂ emission rate through fuel pretreatment is not credited toward the percent reduction requirement under paragraph (b)(2) of this section unless:

(1) Fuel pretreatment results in a 50 percent (0.50) or greater reduction in the potential SO₂ emission rate; and

§ 60.43c

40 CFR Ch. I (7-1-07 Edition)

(2) Emissions from the pretreated fuel (without either combustion or post-combustion SO₂ control) are equal to or less than the emission limits specified under paragraph (b)(2) of this section.

(g) Except as provided in paragraph (h) of this section, compliance with the percent reduction requirements, fuel oil sulfur limits, and emission limits of this section shall be determined on a 30-day rolling average basis.

(h) For affected facilities listed under paragraphs (h)(1), (2), or (3) of this section, compliance with the emission limits or fuel oil sulfur limits under this section may be determined based on a certification from the fuel supplier, as described under § 60.48c(f), as applicable.

(1) Distillate oil-fired affected facilities with heat input capacities between 2.9 and 29 MW (10 and 100 MMBtu/hr).

(2) Residual oil-fired affected facilities with heat input capacities between 2.9 and 8.7 MW (10 and 30 MMBtu/hr).

(3) Coal-fired facilities with heat input capacities between 2.9 and 8.7 MW (10 and 30 MMBtu/hr).

(i) The SO₂ emission limits, fuel oil sulfur limits, and percent reduction requirements under this section apply at all times, including periods of startup, shutdown, and malfunction.

(j) Only the heat input supplied to the affected facility from the combustion of coal and oil is counted under this section. No credit is provided for the heat input to the affected facility from wood or other fuels or for heat derived from exhaust gases from other sources, such as stationary gas turbines, internal combustion engines, and kilns.

§ 60.43c Standard for particulate matter (PM).

(a) On and after the date on which the initial performance test is completed or required to be completed under § 60.8, whichever date comes first, no owner or operator of an affected facility that commenced construction, reconstruction, or modification on or before February 28, 2005, that combusts coal or combusts mixtures of coal with other fuels and has a heat input capacity of 8.7 MW (30 MMBtu/hr) or greater, shall cause to be discharged into the

atmosphere from that affected facility any gases that contain PM in excess of the following emission limits:

(1) 22 ng/J (0.051 lb/MMBtu) heat input if the affected facility combusts only coal, or combusts coal with other fuels and has an annual capacity factor for the other fuels of 10 percent (0.10) or less.

(2) 43 ng/J (0.10 lb/MMBtu) heat input if the affected facility combusts coal with other fuels, has an annual capacity factor for the other fuels greater than 10 percent (0.10), and is subject to a federally enforceable requirement limiting operation of the affected facility to an annual capacity factor greater than 10 percent (0.10) for fuels other than coal.

(b) On and after the date on which the initial performance test is completed or required to be completed under § 60.8, whichever date comes first, no owner or operator of an affected facility that commenced construction, reconstruction, or modification on or before February 28, 2005, that combusts wood or combusts mixtures of wood with other fuels (except coal) and has a heat input capacity of 8.7 MW (30 MMBtu/hr) or greater, shall cause to be discharged into the atmosphere from that affected facility any gases that contain PM in excess of the following emissions limits:

(1) 43 ng/J (0.10 lb/MMBtu) heat input if the affected facility has an annual capacity factor for wood greater than 30 percent (0.30); or

(2) 130 ng/J (0.30 lb/MMBtu) heat input if the affected facility has an annual capacity factor for wood of 30 percent (0.30) or less and is subject to a federally enforceable requirement limiting operation of the affected facility to an annual capacity factor for wood of 30 percent (0.30) or less.

(c) On and after the date on which the initial performance test is completed or required to be completed under § 60.8, whichever date comes first, no owner or operator of an affected facility that combusts coal, wood, or oil and has a heat input capacity of 8.7 MW (30 MMBtu/hr) or greater shall cause to be discharged into the atmosphere from that affected facility any gases that exhibit greater than 20 percent opacity (6-minute average), except

for one 6-minute period per hour of not more than 27 percent opacity.

(d) The PM and opacity standards under this section apply at all times, except during periods of startup, shutdown, or malfunction.

(e)(1) On and after the date on which the initial performance test is completed or is required to be completed under § 60.8, whichever date comes first, no owner or operator of an affected facility that commences construction, reconstruction, or modification after February 28, 2005, and that combusts coal, oil, wood, a mixture of these fuels, or a mixture of these fuels with any other fuels and has a heat input capacity of 8.7 MW (30 MMBtu/hr) or greater shall cause to be discharged into the atmosphere from that affected facility any gases that contain PM in excess of 13 ng/J (0.030 lb/MMBtu) heat input, except as provided in paragraphs (e)(2), (e)(3), and (e)(4) of this section.

(2) As an alternative to meeting the requirements of paragraph (e)(1) of this section, the owner or operator of an affected facility for which modification commenced after February 28, 2005, may elect to meet the requirements of this paragraph. On and after the date on which the initial performance test is completed or required to be completed under § 60.8, whichever date comes first, no owner or operator of an affected facility that commences modification after February 28, 2005 shall cause to be discharged into the atmosphere from that affected facility any gases that contain PM in excess of both:

(i) 22 ng/J (0.051 lb/MMBtu) heat input derived from the combustion of coal, oil, wood, a mixture of these fuels, or a mixture of these fuels with any other fuels; and

(ii) 0.2 percent of the combustion concentration (99.8 percent reduction) when combusting coal, oil, wood, a mixture of these fuels, or a mixture of these fuels with any other fuels.

(3) On and after the date on which the initial performance test is completed or is required to be completed under § 60.8, whichever date comes first, no owner or operator of an affected facility that commences modification after February 28, 2005, and that combusts over 30 percent wood (by heat

input) on an annual basis and has a heat input capacity of 8.7 MW (30 MMBtu/hr) or greater shall cause to be discharged into the atmosphere from that affected facility any gases that contain PM in excess of 43 ng/J (0.10 lb/MMBtu) heat input.

(4) On and after the date on which the initial performance test is completed or is required to be completed under § 60.8, whichever date comes first, an owner or operator of an affected facility that commences construction, reconstruction, or modification after February 28, 2005, and that combusts only oil that contains no more than 0.50 weight percent sulfur or a mixture of 0.50 weight percent sulfur oil with other fuels not subject to a PM standard under § 60.43c and not using a post-combustion technology (except a wet scrubber) to reduce PM or SO₂ emissions is not subject to the PM limit in this section.

§ 60.44c Compliance and performance test methods and procedures for sulfur dioxide.

(a) Except as provided in paragraphs (g) and (h) of this section and § 60.8(b), performance tests required under § 60.8 shall be conducted following the procedures specified in paragraphs (b), (c), (d), (e), and (f) of this section, as applicable. Section 60.8(f) does not apply to this section. The 30-day notice required in § 60.8(d) applies only to the initial performance test unless otherwise specified by the Administrator.

(b) The initial performance test required under § 60.8 shall be conducted over 30 consecutive operating days of the steam generating unit. Compliance with the percent reduction requirements and SO₂ emission limits under § 60.42c shall be determined using a 30-day average. The first operating day included in the initial performance test shall be scheduled within 30 days after achieving the maximum production rate at which the affect facility will be operated, but not later than 180 days after the initial startup of the facility. The steam generating unit load during the 30-day period does not have to be the maximum design heat input capacity, but must be representative of future operating conditions.

§ 60.44c

40 CFR Ch. I (7-1-07 Edition)

(c) After the initial performance test required under paragraph (b) of this section and § 60.8, compliance with the percent reduction requirements and SO₂ emission limits under § 60.42c is based on the average percent reduction and the average SO₂ emission rates for 30 consecutive steam generating unit operating days. A separate performance test is completed at the end of each steam generating unit operating day, and a new 30-day average percent reduction and SO₂ emission rate are calculated to show compliance with the standard.

(d) If only coal, only oil, or a mixture of coal and oil is combusted in an affected facility, the procedures in Method 19 of appendix A of this part are used to determine the hourly SO₂ emission rate (E_{ho}) and the 30-day average SO₂ emission rate (E_{ao}). The hourly averages used to compute the 30-day averages are obtained from the CEMS. Method 19 of appendix A of this part shall be used to calculate E_{ao} when using daily fuel sampling or Method 6B of appendix A of this part.

(e) If coal, oil, or coal and oil are combusted with other fuels:

(1) An adjusted E_{ho} (E_{ho0}) is used in Equation 19-19 of Method 19 of appendix A of this part to compute the adjusted E_{ao} (E_{ao0}). The E_{ho0} is computed using the following formula:

$$E_{ho0} = \frac{E_{ho} - E_w(1 - X_k)}{X_k}$$

Where:

E_{ho0} = Adjusted E_{ho}, ng/J (lb/MMBtu);

E_{ho} = Hourly SO₂ emission rate, ng/J (lb/MMBtu);

E_w = SO₂ concentration in fuels other than coal and oil combusted in the affected facility, as determined by fuel sampling and analysis procedures in Method 9 of appendix A of this part, ng/J (lb/MMBtu). The value E_w for each fuel lot is used for each hourly average during the time that the lot is being combusted. The owner or operator does not have to measure E_w if the owner or operator elects to assume E_w = 0.

X_k = Fraction of the total heat input from fuel combustion derived from coal and oil, as determined by applicable procedures in Method 19 of appendix A of this part.

(2) The owner or operator of an affected facility that qualifies under the provisions of § 60.42c(c) or (d) (where percent reduction is not required) does not have to measure the parameters E_w or X_k if the owner or operator of the affected facility elects to measure emission rates of the coal or oil using the fuel sampling and analysis procedures under Method 19 of appendix A of this part.

(f) Affected facilities subject to the percent reduction requirements under § 60.42c(a) or (b) shall determine compliance with the SO₂ emission limits under § 60.42c pursuant to paragraphs (d) or (e) of this section, and shall determine compliance with the percent reduction requirements using the following procedures:

(1) If only coal is combusted, the percent of potential SO₂ emission rate is computed using the following formula:

$$\%P_s = 100 \left(1 - \frac{\%R_g}{100} \right) \left(1 - \frac{\%R_f}{100} \right)$$

Where:

%P_s = Potential SO₂ emission rate, in percent;

%R_g = SO₂ removal efficiency of the control device as determined by Method 19 of appendix A of this part, in percent; and

%R_f = SO₂ removal efficiency of fuel pretreatment as determined by Method 19 of appendix A of this part, in percent.

(2) If coal, oil, or coal and oil are combusted with other fuels, the same procedures required in paragraph (f)(1) of this section are used, except as provided for in the following:

(i) To compute the %P_s, an adjusted %R_g (%R_{g0}) is computed from E_{ao0} from paragraph (e)(1) of this section and an adjusted average SO₂ inlet rate (E_{ai0}) using the following formula:

$$\%R_{g0} = 100 \left(1 - \frac{E_{ao0}}{E_{ai0}} \right)$$

Where:

%R_{g0} = Adjusted %R_g, in percent;

E_{ao0} = Adjusted E_{ao}, ng/J (lb/MMBtu); and

E_{ai0} = Adjusted average SO₂ inlet rate, ng/J (lb/MMBtu).

(ii) To compute E_{ai0}, an adjusted hourly SO₂ inlet rate (E_{hi0}) is used. The

Environmental Protection Agency

§ 60.45c

E_{hi0} is computed using the following formula:

$$E_{hi0} = \frac{E_{hi} - E_w (1 - X_k)}{X_k}$$

Where:

E_{hi0} = Adjusted E_{hi} , ng/J (lb/MMBtu);

E_{hi} = Hourly SO_2 inlet rate, ng/J (lb/MMBtu);

E_w = SO_2 concentration in fuels other than coal and oil combusted in the affected facility, as determined by fuel sampling and analysis procedures in Method 19 of appendix A of this part, ng/J (lb/MMBtu). The value E_w for each fuel lot is used for each hourly average during the time that the lot is being combusted. The owner or operator does not have to measure E_w if the owner or operator elects to assume $E_w = 0$; and

X_k = Fraction of the total heat input from fuel combustion derived from coal and oil, as determined by applicable procedures in Method 19 of appendix A of this part.

(g) For oil-fired affected facilities where the owner or operator seeks to demonstrate compliance with the fuel oil sulfur limits under §60.42c based on shipment fuel sampling, the initial performance test shall consist of sampling and analyzing the oil in the initial tank of oil to be fired in the steam generating unit to demonstrate that the oil contains 0.5 weight percent sulfur or less. Thereafter, the owner or operator of the affected facility shall sample the oil in the fuel tank after each new shipment of oil is received, as described under §60.46c(d)(2).

(h) For affected facilities subject to §60.42c(h)(1), (2), or (3) where the owner or operator seeks to demonstrate compliance with the SO_2 standards based on fuel supplier certification, the performance test shall consist of the certification, the certification from the fuel supplier, as described under §60.48c(f), as applicable.

(i) The owner or operator of an affected facility seeking to demonstrate compliance with the SO_2 standards under §60.42c(c)(2) shall demonstrate the maximum design heat input capacity of the steam generating unit by operating the steam generating unit at this capacity for 24 hours. This demonstration shall be made during the initial performance test, and a subsequent demonstration may be requested

at any other time. If the demonstrated 24-hour average firing rate for the affected facility is less than the maximum design heat input capacity stated by the manufacturer of the affected facility, the demonstrated 24-hour average firing rate shall be used to determine the annual capacity factor for the affected facility; otherwise, the maximum design heat input capacity provided by the manufacturer shall be used.

(j) The owner or operator of an affected facility shall use all valid SO_2 emissions data in calculating % P_s and E_{ho} under paragraphs (d), (e), or (f) of this section, as applicable, whether or not the minimum emissions data requirements under §60.46c(f) are achieved. All valid emissions data, including valid data collected during periods of startup, shutdown, and malfunction, shall be used in calculating % P_s or E_{ho} pursuant to paragraphs (d), (e), or (f) of this section, as applicable.

§ 60.45c Compliance and performance test methods and procedures for particulate matter.

(a) The owner or operator of an affected facility subject to the PM and/or opacity standards under §60.43c shall conduct an initial performance test as required under §60.8, and shall conduct subsequent performance tests as requested by the Administrator, to determine compliance with the standards using the following procedures and reference methods, except as specified in paragraph (c) of this section.

(1) Method 1 of appendix A of this part shall be used to select the sampling site and the number of traverse sampling points.

(2) Method 3 of appendix A of this part shall be used for gas analysis when applying Method 5, 5B, or 17 of appendix A of this part.

(3) Method 5, 5B, or 17 of appendix A of this part shall be used to measure the concentration of PM as follows:

(i) Method 5 of appendix A of this part may be used only at affected facilities without wet scrubber systems.

(ii) Method 17 of appendix A of this part may be used at affected facilities with or without wet scrubber systems provided the stack gas temperature does not exceed a temperature of 160 °C

(320 °F). The procedures of Sections 8.1 and 11.1 of Method 5B of appendix A of this part may be used in Method 17 of appendix A of this part only if Method 17 of appendix A of this part is used in conjunction with a wet scrubber system. Method 17 of appendix A of this part shall not be used in conjunction with a wet scrubber system if the effluent is saturated or laden with water droplets.

(iii) Method 5B of appendix A of this part may be used in conjunction with a wet scrubber system.

(4) The sampling time for each run shall be at least 120 minutes and the minimum sampling volume shall be 1.7 dry standard cubic meters (dscm) [60 dry standard cubic feet (dscf)] except that smaller sampling times or volumes may be approved by the Administrator when necessitated by process variables or other factors.

(5) For Method 5 or 5B of appendix A of this part, the temperature of the sample gas in the probe and filter holder shall be monitored and maintained at 160 ± 14 °C (320 ± 25 °F).

(6) For determination of PM emissions, an oxygen (O₂) or carbon dioxide (CO₂) measurement shall be obtained simultaneously with each run of Method 5, 5B, or 17 of appendix A of this part by traversing the duct at the same sampling location.

(7) For each run using Method 5, 5B, or 17 of appendix A of this part, the emission rates expressed in ng/J (lb/MMBtu) heat input shall be determined using:

(i) The O₂ or CO₂ measurements and PM measurements obtained under this section, (ii) The dry basis F factor, and

(iii) The dry basis emission rate calculation procedure contained in Method 19 of appendix A of this part.

(8) Method 9 of appendix A of this part (6-minute average of 24 observations) shall be used for determining the opacity of stack emissions.

(b) The owner or operator of an affected facility seeking to demonstrate compliance with the PM standards under § 60.43c(b)(2) shall demonstrate the maximum design heat input capacity of the steam generating unit by operating the steam generating unit at this capacity for 24 hours. This demonstration shall be made during the

initial performance test, and a subsequent demonstration may be requested at any other time. If the demonstrated 24-hour average firing rate for the affected facility is less than the maximum design heat input capacity stated by the manufacturer of the affected facility, the demonstrated 24-hour average firing rate shall be used to determine the annual capacity factor for the affected facility; otherwise, the maximum design heat input capacity provided by the manufacturer shall be used.

(c) In place of PM testing with EPA Reference Method 5, 5B, or 17 of appendix A of this part, an owner or operator may elect to install, calibrate, maintain, and operate a CEMS for monitoring PM emissions discharged to the atmosphere and record the output of the system. The owner or operator of an affected facility who elects to continuously monitor PM emissions instead of conducting performance testing using EPA Method 5, 5B, or 17 of appendix A of this part shall install, calibrate, maintain, and operate a CEMS and shall comply with the requirements specified in paragraphs (c)(1) through (c)(13) of this section.

(1) Notify the Administrator 1 month before starting use of the system.

(2) Notify the Administrator 1 month before stopping use of the system.

(3) The monitor shall be installed, evaluated, and operated in accordance with § 60.13 of subpart A of this part.

(4) The initial performance evaluation shall be completed no later than 180 days after the date of initial start-up of the affected facility, as specified under § 60.8 of subpart A of this part or within 180 days of notification to the Administrator of use of CEMS if the owner or operator was previously determining compliance by Method 5, 5B, or 17 of appendix A of this part performance tests, whichever is later.

(5) The owner or operator of an affected facility shall conduct an initial performance test for PM emissions as required under § 60.8 of subpart A of this part. Compliance with the PM emission limit shall be determined by using the CEMS specified in paragraph (d) of this section to measure PM and calculating a 24-hour block arithmetic average emission concentration using

EPA Reference Method 19 of appendix A of this part, section 4.1.

(6) Compliance with the PM emission limit shall be determined based on the 24-hour daily (block) average of the hourly arithmetic average emission concentrations using CEMS outlet data.

(7) At a minimum, valid CEMS hourly averages shall be obtained as specified in paragraph (d)(7)(i) of this section for 75 percent of the total operating hours per 30-day rolling average.

(i) At least two data points per hour shall be used to calculate each 1-hour arithmetic average.

(ii) [Reserved]

(8) The 1-hour arithmetic averages required under paragraph (d)(7) of this section shall be expressed in ng/J or lb/MMBtu heat input and shall be used to calculate the boiler operating day daily arithmetic average emission concentrations. The 1-hour arithmetic averages shall be calculated using the data points required under §60.13(e)(2) of subpart A of this part.

(9) All valid CEMS data shall be used in calculating average emission concentrations even if the minimum CEMS data requirements of paragraph (d)(7) of this section are not met.

(10) The CEMS shall be operated according to Performance Specification 11 in appendix B of this part.

(11) During the correlation testing runs of the CEMS required by Performance Specification 11 in appendix B of this part, PM and O₂ (or CO₂) data shall be collected concurrently (or within a 30- to 60-minute period) by both the continuous emission monitors and the test methods specified in paragraph (d)(7)(i) of this section.

(i) For PM, EPA Reference Method 5, 5B, or 17 of appendix A of this part shall be used.

(ii) For O₂ (or CO₂), EPA reference Method 3, 3A, or 3B of appendix A of this part, as applicable shall be used.

(12) Quarterly accuracy determinations and daily calibration drift tests shall be performed in accordance with procedure 2 in appendix F of this part. Relative Response Audit's must be performed annually and Response Correlation Audits must be performed every 3 years.

(13) When PM emissions data are not obtained because of CEMS breakdowns, repairs, calibration checks, and zero and span adjustments, emissions data shall be obtained by using other monitoring systems as approved by the Administrator or EPA Reference Method 19 of appendix A of this part to provide, as necessary, valid emissions data for a minimum of 75 percent of total operating hours on a 30-day rolling average.

(d) The owner or operator of an affected facility seeking to demonstrate compliance under §60.43c(e)(4) shall follow the applicable procedures under §60.48c(f). For residual oil-fired affected facilities, fuel supplier certifications are only allowed for facilities with heat input capacities between 2.9 and 8.7 MW (10 to 30 MMBtu/hr).

§ 60.46c Emission monitoring for sulfur dioxide.

(a) Except as provided in paragraphs (d) and (e) of this section, the owner or operator of an affected facility subject to the SO₂ emission limits under §60.42c shall install, calibrate, maintain, and operate a CEMS for measuring SO₂ concentrations and either O₂ or CO₂ concentrations at the outlet of the SO₂ control device (or the outlet of the steam generating unit if no SO₂ control device is used), and shall record the output of the system. The owner or operator of an affected facility subject to the percent reduction requirements under §60.42c shall measure SO₂ concentrations and either O₂ or CO₂ concentrations at both the inlet and outlet of the SO₂ control device.

(b) The 1-hour average SO₂ emission rates measured by a CEMS shall be expressed in ng/J or lb/MMBtu heat input and shall be used to calculate the average emission rates under §60.42c. Each 1-hour average SO₂ emission rate must be based on at least 30 minutes of operation, and shall be calculated using the data points required under §60.13(h)(2). Hourly SO₂ emission rates are not calculated if the affected facility is operated less than 30 minutes in a 1-hour period and are not counted toward determination of a steam generating unit operating day.

(c) The procedures under §60.13 shall be followed for installation, evaluation, and operation of the CEMS.

(1) All CEMS shall be operated in accordance with the applicable procedures under Performance Specifications 1, 2, and 3 of appendix B of this part.

(2) Quarterly accuracy determinations and daily calibration drift tests shall be performed in accordance with Procedure 1 of appendix F of this part.

(3) For affected facilities subject to the percent reduction requirements under § 60.42c, the span value of the SO₂ CEMS at the inlet to the SO₂ control device shall be 125 percent of the maximum estimated hourly potential SO₂ emission rate of the fuel combusted, and the span value of the SO₂ CEMS at the outlet from the SO₂ control device shall be 50 percent of the maximum estimated hourly potential SO₂ emission rate of the fuel combusted.

(4) For affected facilities that are not subject to the percent reduction requirements of § 60.42c, the span value of the SO₂ CEMS at the outlet from the SO₂ control device (or outlet of the steam generating unit if no SO₂ control device is used) shall be 125 percent of the maximum estimated hourly potential SO₂ emission rate of the fuel combusted.

(d) As an alternative to operating a CEMS at the inlet to the SO₂ control device (or outlet of the steam generating unit if no SO₂ control device is used) as required under paragraph (a) of this section, an owner or operator may elect to determine the average SO₂ emission rate by sampling the fuel prior to combustion. As an alternative to operating a CEMS at the outlet from the SO₂ control device (or outlet of the steam generating unit if no SO₂ control device is used) as required under paragraph (a) of this section, an owner or operator may elect to determine the average SO₂ emission rate by using Method 6B of appendix A of this part. Fuel sampling shall be conducted pursuant to either paragraph (d)(1) or (d)(2) of this section. Method 6B of appendix A of this part shall be conducted pursuant to paragraph (d)(3) of this section.

(1) For affected facilities combusting coal or oil, coal or oil samples shall be collected daily in an as-fired condition at the inlet to the steam generating unit and analyzed for sulfur content

and heat content according the Method 19 of appendix A of this part. Method 19 of appendix A of this part provides procedures for converting these measurements into the format to be used in calculating the average SO₂ input rate.

(2) As an alternative fuel sampling procedure for affected facilities combusting oil, oil samples may be collected from the fuel tank for each steam generating unit immediately after the fuel tank is filled and before any oil is combusted. The owner or operator of the affected facility shall analyze the oil sample to determine the sulfur content of the oil. If a partially empty fuel tank is refilled, a new sample and analysis of the fuel in the tank would be required upon filling. Results of the fuel analysis taken after each new shipment of oil is received shall be used as the daily value when calculating the 30-day rolling average until the next shipment is received. If the fuel analysis shows that the sulfur content in the fuel tank is greater than 0.5 weight percent sulfur, the owner or operator shall ensure that the sulfur content of subsequent oil shipments is low enough to cause the 30-day rolling average sulfur content to be 0.5 weight percent sulfur or less.

(3) Method 6B of appendix A of this part may be used in lieu of CEMS to measure SO₂ at the inlet or outlet of the SO₂ control system. An initial stratification test is required to verify the adequacy of the Method 6B of appendix A of this part sampling location. The stratification test shall consist of three paired runs of a suitable SO₂ and CO₂ measurement train operated at the candidate location and a second similar train operated according to the procedures in § 3.2 and the applicable procedures in section 7 of Performance Specification 2 of appendix B of this part. Method 6B of appendix A of this part, Method 6A of appendix A of this part, or a combination of Methods 6 and 3 of appendix A of this part or Methods 6C and 3A of appendix A of this part are suitable measurement techniques. If Method 6B of appendix A of this part is used for the second train, sampling time and timer operation may be adjusted for the

stratification test as long as an adequate sample volume is collected; however, both sampling trains are to be operated similarly. For the location to be adequate for Method 6B of appendix A of this part 24-hour tests, the mean of the absolute difference between the three paired runs must be less than 10 percent (0.10).

(e) The monitoring requirements of paragraphs (a) and (d) of this section shall not apply to affected facilities subject to § 60.42c(h) (1), (2), or (3) where the owner or operator of the affected facility seeks to demonstrate compliance with the SO₂ standards based on fuel supplier certification, as described under § 60.48c(f), as applicable.

(f) The owner or operator of an affected facility operating a CEMS pursuant to paragraph (a) of this section, or conducting as-fired fuel sampling pursuant to paragraph (d)(1) of this section, shall obtain emission data for at least 75 percent of the operating hours in at least 22 out of 30 successive steam generating unit operating days. If this minimum data requirement is not met with a single monitoring system, the owner or operator of the affected facility shall supplement the emission data with data collected with other monitoring systems as approved by the Administrator.

§ 60.47c Emission monitoring for particulate matter.

(a) Except as provided in paragraphs (c), (d), (e), and (f) of this section, the owner or operator of an affected facility combusting coal, oil, or wood that is subject to the opacity standards under § 60.43c shall install, calibrate, maintain, and operate a COMS for measuring the opacity of the emissions discharged to the atmosphere and record the output of the system.

(b) All COMS for measuring opacity shall be operated in accordance with the applicable procedures under Performance Specification I of appendix B of this part. The span value of the opacity COMS shall be between 60 and 80 percent.

(c) Affected facilities that burn only distillate oil that contains no more than 0.5 weight percent sulfur and/or liquid or gaseous fuels with potential sulfur dioxide emission rates of 26 ng/J

(0.06 lb/MMBtu) heat input or less and that do not use a post-combustion technology to reduce SO₂ or PM emissions are not required to operate a CEMS for measuring opacity if they follow the applicable procedures under § 60.48c(f).

(d) Owners or operators complying with the PM emission limit by using a PM CEMS monitor instead of monitoring opacity must calibrate, maintain, and operate a CEMS, and record the output of the system, for PM emissions discharged to the atmosphere as specified in § 60.45c(d). The CEMS specified in paragraph § 60.45c(d) shall be operated and data recorded during all periods of operation of the affected facility except for CEMS breakdowns and repairs. Data is recorded during calibration checks, and zero and span adjustments.

(e) An affected facility that does not use post-combustion technology (except a wet scrubber) for reducing PM, SO₂, or carbon monoxide (CO) emissions, burns only gaseous fuels or fuel oils that contain less than or equal to 0.5 weight percent sulfur, and is operated such that emissions of CO to the atmosphere from the affected facility are maintained at levels less than or equal to 0.15 lb/MMBtu on a boiler operating day average basis is not required to operate a COMS for measuring opacity. Owners and operators of affected facilities electing to comply with this paragraph must demonstrate compliance according to the procedures specified in paragraphs (e)(1) through (4) of this section.

(1) You must monitor CO emissions using a CEMS according to the procedures specified in paragraphs (e)(1)(i) through (iv) of this section.

(i) The CO CEMS must be installed, certified, maintained, and operated according to the provisions in § 60.58b(i)(3) of subpart Eb of this part.

(ii) Each 1-hour CO emissions average is calculated using the data points generated by the CO CEMS expressed in parts per million by volume corrected to 3 percent oxygen (dry basis).

(iii) At a minimum, valid 1-hour CO emissions averages must be obtained for at least 90 percent of the operating hours on a 30-day rolling average basis. At least two data points per hour must

§ 60.48c

be used to calculate each 1-hour average.

(iv) Quarterly accuracy determinations and daily calibration drift tests for the CO CEMS must be performed in accordance with procedure 1 in appendix F of this part.

(2) You must calculate the 1-hour average CO emissions levels for each steam generating unit operating day by multiplying the average hourly CO output concentration measured by the CO CEMS times the corresponding average hourly flue gas flow rate and divided by the corresponding average hourly heat input to the affected source. The 24-hour average CO emission level is determined by calculating the arithmetic average of the hourly CO emission levels computed for each steam generating unit operating day.

(3) You must evaluate the preceding 24-hour average CO emission level each steam generating unit operating day excluding periods of affected source startup, shutdown, or malfunction. If the 24-hour average CO emission level is greater than 0.15 lb/MMBtu, you must initiate investigation of the relevant equipment and control systems within 24 hours of the first discovery of the high emission incident and, take the appropriate corrective action as soon as practicable to adjust control settings or repair equipment to reduce the 24-hour average CO emission level to 0.15 lb/MMBtu or less.

(4) You must record the CO measurements and calculations performed according to paragraph (e) of this section and any corrective actions taken. The record of corrective action taken must include the date and time during which the 24-hour average CO emission level was greater than 0.15 lb/MMBtu, and the date, time, and description of the corrective action.

(f) An affected facility that burns only gaseous fuels or fuel oils that contain less than or equal to 0.5 weight percent sulfur and operates according to a written site-specific monitoring plan approved by the appropriate delegated permitting authority is not required to operate a COMS for measuring opacity. This monitoring plan must include procedures and criteria for establishing and monitoring specific parameters for the affected facil-

40 CFR Ch. I (7-1-07 Edition)

ity indicative of compliance with the opacity standard.

§ 60.48c Reporting and recordkeeping requirements.

(a) The owner or operator of each affected facility shall submit notification of the date of construction or reconstruction and actual startup, as provided by § 60.7 of this part. This notification shall include:

(1) The design heat input capacity of the affected facility and identification of fuels to be combusted in the affected facility.

(2) If applicable, a copy of any federally enforceable requirement that limits the annual capacity factor for any fuel or mixture of fuels under § 60.42c, or § 60.43c.

(3) The annual capacity factor at which the owner or operator anticipates operating the affected facility based on all fuels fired and based on each individual fuel fired.

(4) Notification if an emerging technology will be used for controlling SO₂ emissions. The Administrator will examine the description of the control device and will determine whether the technology qualifies as an emerging technology. In making this determination, the Administrator may require the owner or operator of the affected facility to submit additional information concerning the control device. The affected facility is subject to the provisions of § 60.42c(a) or (b)(1), unless and until this determination is made by the Administrator.

(b) The owner or operator of each affected facility subject to the SO₂ emission limits of § 60.42c, or the PM or opacity limits of § 60.43c, shall submit to the Administrator the performance test data from the initial and any subsequent performance tests and, if applicable, the performance evaluation of the CEMS and/or COMS using the applicable performance specifications in appendix B of this part.

(c) The owner or operator of each coal-fired, oil-fired, or wood-fired affected facility subject to the opacity limits under § 60.43c(c) shall submit excess emission reports for any excess emissions from the affected facility that occur during the reporting period.

Environmental Protection Agency

§ 60.48c

(d) The owner or operator of each affected facility subject to the SO₂ emission limits, fuel oil sulfur limits, or percent reduction requirements under §60.42c shall submit reports to the Administrator.

(e) The owner or operator of each affected facility subject to the SO₂ emission limits, fuel oil sulfur limits, or percent reduction requirements under §60.42c shall keep records and submit reports as required under paragraph (d) of this section, including the following information, as applicable.

(1) Calendar dates covered in the reporting period.

(2) Each 30-day average SO₂ emission rate (ng/J or lb/MMBtu), or 30-day average sulfur content (weight percent), calculated during the reporting period, ending with the last 30-day period; reasons for any noncompliance with the emission standards; and a description of corrective actions taken.

(3) Each 30-day average percent of potential SO₂ emission rate calculated during the reporting period, ending with the last 30-day period; reasons for any noncompliance with the emission standards; and a description of the corrective actions taken.

(4) Identification of any steam generating unit operating days for which SO₂ or diluent (O₂ or CO₂) data have not been obtained by an approved method for at least 75 percent of the operating hours; justification for not obtaining sufficient data; and a description of corrective actions taken.

(5) Identification of any times when emissions data have been excluded from the calculation of average emission rates; justification for excluding data; and a description of corrective actions taken if data have been excluded for periods other than those during which coal or oil were not combusted in the steam generating unit.

(6) Identification of the F factor used in calculations, method of determination, and type of fuel combusted.

(7) Identification of whether averages have been obtained based on CEMS rather than manual sampling methods.

(8) If a CEMS is used, identification of any times when the pollutant concentration exceeded the full span of the CEMS.

(9) If a CEMS is used, description of any modifications to the CEMS that could affect the ability of the CEMS to comply with Performance Specifications 2 or 3 of appendix B of this part.

(10) If a CEMS is used, results of daily CEMS drift tests and quarterly accuracy assessments as required under appendix F, Procedure 1 of this part.

(11) If fuel supplier certification is used to demonstrate compliance, records of fuel supplier certification is used to demonstrate compliance, records of fuel supplier certification as described under paragraph (f)(1), (2), (3), or (4) of this section, as applicable. In addition to records of fuel supplier certifications, the report shall include a certified statement signed by the owner or operator of the affected facility that the records of fuel supplier certifications submitted represent all of the fuel combusted during the reporting period.

(f) Fuel supplier certification shall include the following information:

(1) For distillate oil:

(i) The name of the oil supplier;

(ii) A statement from the oil supplier that the oil complies with the specifications under the definition of distillate oil in §60.41c; and

(iii) The sulfur content of the oil.

(2) For residual oil:

(i) The name of the oil supplier;

(ii) The location of the oil when the sample was drawn for analysis to determine the sulfur content of the oil, specifically including whether the oil was sampled as delivered to the affected facility, or whether the sample was drawn from oil in storage at the oil supplier's or oil refiner's facility, or other location;

(iii) The sulfur content of the oil from which the shipment came (or of the shipment itself); and

(iv) The method used to determine the sulfur content of the oil.

(3) For coal:

(i) The name of the coal supplier;

(ii) The location of the coal when the sample was collected for analysis to determine the properties of the coal, specifically including whether the coal was sampled as delivered to the affected facility or whether the sample was collected from coal in storage at

the mine, at a coal preparation plant, at a coal supplier's facility, or at another location. The certification shall include the name of the coal mine (and coal seam), coal storage facility, or coal preparation plant (where the sample was collected);

(iii) The results of the analysis of the coal from which the shipment came (or of the shipment itself) including the sulfur content, moisture content, ash content, and heat content; and

(iv) The methods used to determine the properties of the coal.

(4) For other fuels:

(i) The name of the supplier of the fuel;

(ii) The potential sulfur emissions rate of the fuel in ng/J heat input; and

(iii) The method used to determine the potential sulfur emissions rate of the fuel.

(g)(1) Except as provided under paragraphs (g)(2) and (g)(3) of this section, the owner or operator of each affected facility shall record and maintain records of the amount of each fuel combusted during each operating day.

(2) As an alternative to meeting the requirements of paragraph (g)(1) of this section, the owner or operator of an affected facility that combusts only natural gas, wood, fuels using fuel certification in §60.48c(f) to demonstrate compliance with the SO₂ standard, fuels not subject to an emissions standard (excluding opacity), or a mixture of these fuels may elect to record and maintain records of the amount of each fuel combusted during each calendar month.

(3) As an alternative to meeting the requirements of paragraph (g)(1) of this section, the owner or operator of an affected facility or multiple affected facilities located on a contiguous property unit where the only fuels combusted in any steam generating unit (including steam generating units not subject to this subpart) at that property are natural gas, wood, distillate oil meeting the most current requirements in §60.42C to use fuel certification to demonstrate compliance with the SO₂ standard, and/or fuels, excluding coal and residual oil, not subject to an emissions standard (excluding opacity) may elect to record and maintain records of the total amount of each

steam generating unit fuel delivered to that property during each calendar month.

(h) The owner or operator of each affected facility subject to a federally enforceable requirement limiting the annual capacity factor for any fuel or mixture of fuels under §60.42c or §60.43c shall calculate the annual capacity factor individually for each fuel combusted. The annual capacity factor is determined on a 12-month rolling average basis with a new annual capacity factor calculated at the end of the calendar month.

(i) All records required under this section shall be maintained by the owner or operator of the affected facility for a period of two years following the date of such record.

(j) The reporting period for the reports required under this subpart is each six-month period. All reports shall be submitted to the Administrator and shall be postmarked by the 30th day following the end of the reporting period.

Subpart E—Standards of Performance for Incinerators

§60.50 Applicability and designation of affected facility.

(a) The provisions of this subpart are applicable to each incinerator of more than 45 metric tons per day charging rate (50 tons/day), which is the affected facility.

(b) Any facility under paragraph (a) of this section that commences construction or modification after August 17, 1971, is subject to the requirements of this subpart.

(c) Any facility covered by subpart Cb, Eb, AAAA, or BBBB of this part is not covered by this subpart.

(d) Any facility covered by an EPA approved State section 111(d)/129 plan implementing subpart Cb or BBBB of this part is not covered by this subpart.

(e) Any facility covered by subpart FFF or JJJ of part 62 of this title (Federal section 111(d)/129 plan implementing subpart Cb or BBBB of this part) is not covered by this subpart.

[42 FR 37936, July 25, 1977, as amended at 71 FR 27335, May 10, 2006]

APPENDIX E

**40 CFR 60, Subpart Kb, Standards of Performance for Volatile Liquid Storage Vessels
(Including Petroleum Liquid Storage Vessels) for Which Construction, Reconstruction,
Modification Commenced after July 23, 1984**

§ 60.110b

40 CFR Ch. I (7-1-07 Edition)

true vapor pressure is greater than 6.9 kPa (1.0 psia).

(d) The following are exempt from the requirements of this section:

(1) Each owner or operator of each storage vessel storing a petroleum liquid with a Reid vapor pressure of less than 6.9 kPa (1.0 psia) provided the maximum true vapor pressure does not exceed 6.9 kPa (1.0 psia).

(2) The owner or operator of each storage vessel equipped with a vapor recovery and return or disposal system in accordance with the requirements of § 60.112a(a)(3) and (b), or a closed vent system and control device meeting the specifications of 40 CFR 65.42(b)(4), (b)(5), or (c).

[45 FR 23379, Apr. 4, 1980, as amended at 65 FR 78275, Dec. 14, 2000]

Subpart Kb—Standards of Performance for Volatile Organic Liquid Storage Vessels (Including Petroleum Liquid Storage Vessels) for Which Construction, Reconstruction, or Modification Commenced After July 23, 1984

SOURCE: 52 FR 11429, Apr. 8, 1987, unless otherwise noted.

§ 60.110b Applicability and designation of affected facility.

(a) Except as provided in paragraph (b) of this section, the affected facility to which this subpart applies is each storage vessel with a capacity greater than or equal to 75 cubic meters (m³) that is used to store volatile organic liquids (VOL) for which construction, reconstruction, or modification is commenced after July 23, 1984.

(b) This subpart does not apply to storage vessels with a capacity greater than or equal to 151 m³ storing a liquid with a maximum true vapor pressure less than 3.5 kilopascals (kPa) or with a capacity greater than or equal to 75 m³ but less than 151 m³ storing a liquid with a maximum true vapor pressure less than 15.0 kPa.

(c) [Reserved]

(d) This subpart does not apply to the following:

(1) Vessels at coke oven by-product plants.

(2) Pressure vessels designed to operate in excess of 204.9 kPa and without emissions to the atmosphere.

(3) Vessels permanently attached to mobile vehicles such as trucks, railcars, barges, or ships.

(4) Vessels with a design capacity less than or equal to 1,589.874 m³ used for petroleum or condensate stored, processed, or treated prior to custody transfer.

(5) Vessels located at bulk gasoline plants.

(6) Storage vessels located at gasoline service stations.

(7) Vessels used to store beverage alcohol.

(8) Vessels subject to subpart GGGG of 40 CFR part 63.

(e) *Alternative means of compliance—(1) Option to comply with part 65.* Owners or operators may choose to comply with 40 CFR part 65, subpart C, to satisfy the requirements of §§ 60.112b through 60.117b for storage vessels that are subject to this subpart that meet the specifications in paragraphs (e)(1)(i) and (ii) of this section. When choosing to comply with 40 CFR part 65, subpart C, the monitoring requirements of § 60.116b(c), (e), (f)(1), and (g) still apply. Other provisions applying to owners or operators who choose to comply with 40 CFR part 65 are provided in 40 CFR 65.1.

(i) A storage vessel with a design capacity greater than or equal to 151 m³ containing a VOL that, as stored, has a maximum true vapor pressure equal to or greater than 5.2 kPa; or

(ii) A storage vessel with a design capacity greater than 75 m³ but less than 151 m³ containing a VOL that, as stored, has a maximum true vapor pressure equal to or greater than 27.6 kPa.

(2) *Part 60, subpart A.* Owners or operators who choose to comply with 40 CFR part 65, subpart C, must also comply with §§ 60.1, 60.2, 60.5, 60.6, 60.7(a)(1) and (4), 60.14, 60.15, and 60.16 for those storage vessels. All sections and paragraphs of subpart A of this part that are not mentioned in this paragraph (e)(2) do not apply to owners or operators of storage vessels complying with 40 CFR part 65, subpart C, except that provisions required to be met prior to implementing 40 CFR part 65 still apply. Owners and operators who

choose to comply with 40 CFR part 65, subpart C, must comply with 40 CFR part 65, subpart A.

(3) *Internal floating roof report.* If an owner or operator installs an internal floating roof and, at initial startup, chooses to comply with 40 CFR part 65, subpart C, a report shall be furnished to the Administrator stating that the control equipment meets the specifications of 40 CFR 65.43. This report shall be an attachment to the notification required by 40 CFR 65.5(b).

(4) *External floating roof report.* If an owner or operator installs an external floating roof and, at initial startup, chooses to comply with 40 CFR part 65, subpart C, a report shall be furnished to the Administrator stating that the control equipment meets the specifications of 40 CFR 65.44. This report shall be an attachment to the notification required by 40 CFR 65.5(b).

[52 FR 11429, Apr. 8, 1987, as amended at 54 FR 32973, Aug. 11, 1989; 65 FR 78275, Dec. 14, 2000; 68 FR 59332, Oct. 15, 2003]

§ 60.111b Definitions.

Terms used in this subpart are defined in the Act, in subpart A of this part, or in this subpart as follows:

Bulk gasoline plant means any gasoline distribution facility that has a gasoline throughput less than or equal to 75,700 liters per day. Gasoline throughput shall be the maximum calculated design throughput as may be limited by compliance with an enforceable condition under Federal requirement or Federal, State or local law, and discoverable by the Administrator and any other person.

Condensate means hydrocarbon liquid separated from natural gas that condenses due to changes in the temperature or pressure, or both, and remains liquid at standard conditions.

Custody transfer means the transfer of produced petroleum and/or condensate, after processing and/or treatment in the producing operations, from storage vessels or automatic transfer facilities to pipelines or any other forms of transportation.

Fill means the introduction of VOL into a storage vessel but not necessarily to complete capacity.

Gasoline service station means any site where gasoline is dispensed to motor

vehicle fuel tanks from stationary storage tanks.

Maximum true vapor pressure means the equilibrium partial pressure exerted by the volatile organic compounds (as defined in 40 CFR 51.100) in the stored VOL at the temperature equal to the highest calendar-month average of the VOL storage temperature for VOL's stored above or below the ambient temperature or at the local maximum monthly average temperature as reported by the National Weather Service for VOL's stored at the ambient temperature, as determined:

(1) In accordance with methods described in American Petroleum Institute Bulletin 2517, Evaporation Loss From External Floating Roof Tanks, (incorporated by reference—see § 60.17); or

(2) As obtained from standard reference texts; or

(3) As determined by ASTM D2879-83, 96, or 97 (incorporated by reference—see § 60.17);

(4) Any other method approved by the Administrator.

Petroleum means the crude oil removed from the earth and the oils derived from tar sands, shale, and coal.

Petroleum liquids means petroleum, condensate, and any finished or intermediate products manufactured in a petroleum refinery.

Process tank means a tank that is used within a process (including a solvent or raw material recovery process) to collect material discharged from a feedstock storage vessel or equipment within the process before the material is transferred to other equipment within the process, to a product or by-product storage vessel, or to a vessel used to store recovered solvent or raw material. In many process tanks, unit operations such as reactions and blending are conducted. Other process tanks, such as surge control vessels and bottoms receivers, however, may not involve unit operations.

Reid vapor pressure means the absolute vapor pressure of volatile crude oil and volatile nonviscous petroleum liquids except liquified petroleum gases, as determined by ASTM D323-82 or 94 (incorporated by reference—see § 60.17).

§ 60.112b

40 CFR Ch. I (7-1-07 Edition)

Storage vessel means each tank, reservoir, or container used for the storage of volatile organic liquids but does not include:

(1) Frames, housing, auxiliary supports, or other components that are not directly involved in the containment of liquids or vapors;

(2) Subsurface caverns or porous rock reservoirs; or

(3) Process tanks.

Volatile organic liquid (VOL) means any organic liquid which can emit volatile organic compounds (as defined in 40 CFR 51.100) into the atmosphere.

Waste means any liquid resulting from industrial, commercial, mining or agricultural operations, or from community activities that is discarded or is being accumulated, stored, or physically, chemically, or biologically treated prior to being discarded or recycled.

[52 FR 11429, Apr. 8, 1987, as amended at 54 FR 32973, Aug. 11, 1989; 65 FR 61756, Oct. 17, 2000; 68 FR 59333, Oct. 15, 2003]

§ 60.112b Standard for volatile organic compounds (VOC).

(a) The owner or operator of each storage vessel either with a design capacity greater than or equal to 151 m³ containing a VOL that, as stored, has a maximum true vapor pressure equal to or greater than 5.2 kPa but less than 76.6 kPa or with a design capacity greater than or equal to 75 m³ but less than 151 m³ containing a VOL that, as stored, has a maximum true vapor pressure equal to or greater than 27.6 kPa but less than 76.6 kPa, shall equip each storage vessel with one of the following:

(1) A fixed roof in combination with an internal floating roof meeting the following specifications:

(i) The internal floating roof shall rest or float on the liquid surface (but not necessarily in complete contact with it) inside a storage vessel that has a fixed roof. The internal floating roof shall be floating on the liquid surface at all times, except during initial fill and during those intervals when the storage vessel is completely emptied or subsequently emptied and refilled. When the roof is resting on the leg supports, the process of filling, emptying, or refilling shall be continuous and

shall be accomplished as rapidly as possible.

(ii) Each internal floating roof shall be equipped with one of the following closure devices between the wall of the storage vessel and the edge of the internal floating roof:

(A) A foam- or liquid-filled seal mounted in contact with the liquid (liquid-mounted seal). A liquid-mounted seal means a foam- or liquid-filled seal mounted in contact with the liquid between the wall of the storage vessel and the floating roof continuously around the circumference of the tank.

(B) Two seals mounted one above the other so that each forms a continuous closure that completely covers the space between the wall of the storage vessel and the edge of the internal floating roof. The lower seal may be vapor-mounted, but both must be continuous.

(C) A mechanical shoe seal. A mechanical shoe seal is a metal sheet held vertically against the wall of the storage vessel by springs or weighted levers and is connected by braces to the floating roof. A flexible coated fabric (envelope) spans the annular space between the metal sheet and the floating roof.

(iii) Each opening in a noncontact internal floating roof except for automatic bleeder vents (vacuum breaker vents) and the rim space vents is to provide a projection below the liquid surface.

(iv) Each opening in the internal floating roof except for leg sleeves, automatic bleeder vents, rim space vents, column wells, ladder wells, sample wells, and stub drains is to be equipped with a cover or lid which is to be maintained in a closed position at all times (i.e., no visible gap) except when the device is in actual use. The cover or lid shall be equipped with a gasket. Covers on each access hatch and automatic gauge float well shall be bolted except when they are in use.

(v) Automatic bleeder vents shall be equipped with a gasket and are to be closed at all times when the roof is floating except when the roof is being floated off or is being landed on the roof leg supports.

(vi) Rim space vents shall be equipped with a gasket and are to be set to open only when the internal

floating roof is not floating or at the manufacturer's recommended setting.

(vii) Each penetration of the internal floating roof for the purpose of sampling shall be a sample well. The sample well shall have a slit fabric cover that covers at least 90 percent of the opening.

(viii) Each penetration of the internal floating roof that allows for passage of a column supporting the fixed roof shall have a flexible fabric sleeve seal or a gasketed sliding cover.

(ix) Each penetration of the internal floating roof that allows for passage of a ladder shall have a gasketed sliding cover.

(2) An external floating roof. An external floating roof means a pontoon-type or double-deck type cover that rests on the liquid surface in a vessel with no fixed roof. Each external floating roof must meet the following specifications:

(i) Each external floating roof shall be equipped with a closure device between the wall of the storage vessel and the roof edge. The closure device is to consist of two seals, one above the other. The lower seal is referred to as the primary seal, and the upper seal is referred to as the secondary seal.

(A) The primary seal shall be either a mechanical shoe seal or a liquid-mounted seal. Except as provided in § 60.113b(b)(4), the seal shall completely cover the annular space between the edge of the floating roof and tank wall.

(B) The secondary seal shall completely cover the annular space between the external floating roof and the wall of the storage vessel in a continuous fashion except as allowed in § 60.113b(b)(4).

(ii) Except for automatic bleeder vents and rim space vents, each opening in a noncontact external floating roof shall provide a projection below the liquid surface. Except for automatic bleeder vents, rim space vents, roof drains, and leg sleeves, each opening in the roof is to be equipped with a gasketed cover, seal, or lid that is to be maintained in a closed position at all times (i.e., no visible gap) except when the device is in actual use. Automatic bleeder vents are to be closed at all times when the roof is floating except when the roof is being floated off or is

being landed on the roof leg supports. Rim vents are to be set to open when the roof is being floated off the roof legs supports or at the manufacturer's recommended setting. Automatic bleeder vents and rim space vents are to be gasketed. Each emergency roof drain is to be provided with a slotted membrane fabric cover that covers at least 90 percent of the area of the opening.

(iii) The roof shall be floating on the liquid at all times (i.e., off the roof leg supports) except during initial fill until the roof is lifted off leg supports and when the tank is completely emptied and subsequently refilled. The process of filling, emptying, or refilling when the roof is resting on the leg supports shall be continuous and shall be accomplished as rapidly as possible.

(3) A closed vent system and control device meeting the following specifications:

(i) The closed vent system shall be designed to collect all VOC vapors and gases discharged from the storage vessel and operated with no detectable emissions as indicated by an instrument reading of less than 500 ppm above background and visual inspections, as determined in part 60, subpart VV, § 60.485(b).

(ii) The control device shall be designed and operated to reduce inlet VOC emissions by 95 percent or greater. If a flare is used as the control device, it shall meet the specifications described in the general control device requirements (§ 60.18) of the General Provisions.

(4) A system equivalent to those described in paragraphs (a)(1), (a)(2), or (a)(3) of this section as provided in § 60.114b of this subpart.

(b) The owner or operator of each storage vessel with a design capacity greater than or equal to 75 m³ which contains a VOL that, as stored, has a maximum true vapor pressure greater than or equal to 76.6 kPa shall equip each storage vessel with one of the following:

(1) A closed vent system and control device as specified in § 60.112b(a)(3).

(2) A system equivalent to that described in paragraph (b)(1) as provided in § 60.114b of this subpart.

(c) *Site-specific standard for Merck & Co., Inc.'s Stonewall Plant in Elkton, Virginia.* This paragraph applies only to the pharmaceutical manufacturing facility, commonly referred to as the Stonewall Plant, located at Route 340 South, in Elkton, Virginia ("site").

(1) For any storage vessel that otherwise would be subject to the control technology requirements of paragraphs (a) or (b) of this section, the site shall have the option of either complying directly with the requirements of this subpart, or reducing the site-wide total criteria pollutant emissions cap (total emissions cap) in accordance with the procedures set forth in a permit issued pursuant to 40 CFR 52.2454. If the site chooses the option of reducing the total emissions cap in accordance with the procedures set forth in such permit, the requirements of such permit shall apply in lieu of the otherwise applicable requirements of this subpart for such storage vessel.

(2) For any storage vessel at the site not subject to the requirements of 40 CFR 60.112b (a) or (b), the requirements of 40 CFR 60.116b (b) and (c) and the General Provisions (subpart A of this part) shall not apply.

[52 FR 11429, Apr. 8, 1987, as amended at 62 FR 52641, Oct. 8, 1997]

§ 60.113b Testing and procedures.

The owner or operator of each storage vessel as specified in § 60.112b(a) shall meet the requirements of paragraph (a), (b), or (c) of this section. The applicable paragraph for a particular storage vessel depends on the control equipment installed to meet the requirements of § 60.112b.

(a) After installing the control equipment required to meet § 60.112b(a)(1) (permanently affixed roof and internal floating roof), each owner or operator shall:

(1) Visually inspect the internal floating roof, the primary seal, and the secondary seal (if one is in service), prior to filling the storage vessel with VOL. If there are holes, tears, or other openings in the primary seal, the secondary seal, or the seal fabric or defects in the internal floating roof, or both, the owner or operator shall repair the items before filling the storage vessel.

(2) For Vessels equipped with a liquid-mounted or mechanical shoe primary seal, visually inspect the internal floating roof and the primary seal or the secondary seal (if one is in service) through manholes and roof hatches on the fixed roof at least once every 12 months after initial fill. If the internal floating roof is not resting on the surface of the VOL inside the storage vessel, or there is liquid accumulated on the roof, or the seal is detached, or there are holes or tears in the seal fabric, the owner or operator shall repair the items or empty and remove the storage vessel from service within 45 days. If a failure that is detected during inspections required in this paragraph cannot be repaired within 45 days and if the vessel cannot be emptied within 45 days, a 30-day extension may be requested from the Administrator in the inspection report required in § 60.115b(a)(3). Such a request for an extension must document that alternate storage capacity is unavailable and specify a schedule of actions the company will take that will assure that the control equipment will be repaired or the vessel will be emptied as soon as possible.

(3) For vessels equipped with a double-seal system as specified in § 60.112b(a)(1)(ii)(B):

(i) Visually inspect the vessel as specified in paragraph (a)(4) of this section at least every 5 years; or

(ii) Visually inspect the vessel as specified in paragraph (a)(2) of this section.

(4) Visually inspect the internal floating roof, the primary seal, the secondary seal (if one is in service), gaskets, slotted membranes and sleeve seals (if any) each time the storage vessel is emptied and degassed. If the internal floating roof has defects, the primary seal has holes, tears, or other openings in the seal or the seal fabric, or the secondary seal has holes, tears, or other openings in the seal or the seal fabric, or the gaskets no longer close off the liquid surfaces from the atmosphere, or the slotted membrane has more than 10 percent open area, the owner or operator shall repair the items as necessary so that none of the conditions specified in this paragraph exist before refilling the storage vessel

with VOL. In no event shall inspections conducted in accordance with this provision occur at intervals greater than 10 years in the case of vessels conducting the annual visual inspection as specified in paragraphs (a)(2) and (a)(3)(ii) of this section and at intervals no greater than 5 years in the case of vessels specified in paragraph (a)(3)(i) of this section.

(5) Notify the Administrator in writing at least 30 days prior to the filling or refilling of each storage vessel for which an inspection is required by paragraphs (a)(1) and (a)(4) of this section to afford the Administrator the opportunity to have an observer present. If the inspection required by paragraph (a)(4) of this section is not planned and the owner or operator could not have known about the inspection 30 days in advance or refilling the tank, the owner or operator shall notify the Administrator at least 7 days prior to the refilling of the storage vessel. Notification shall be made by telephone immediately followed by written documentation demonstrating why the inspection was unplanned. Alternatively, this notification including the written documentation may be made in writing and sent by express mail so that it is received by the Administrator at least 7 days prior to the refilling.

(b) After installing the control equipment required to meet § 60.112b(a)(2) (external floating roof), the owner or operator shall:

(1) Determine the gap areas and maximum gap widths, between the primary seal and the wall of the storage vessel and between the secondary seal and the wall of the storage vessel according to the following frequency.

(i) Measurements of gaps between the tank wall and the primary seal (seal gaps) shall be performed during the hydrostatic testing of the vessel or within 60 days of the initial fill with VOL and at least once every 5 years thereafter.

(ii) Measurements of gaps between the tank wall and the secondary seal shall be performed within 60 days of the initial fill with VOL and at least once per year thereafter.

(iii) If any source ceases to store VOL for a period of 1 year or more, subsequent introduction of VOL into the

vessel shall be considered an initial fill for the purposes of paragraphs (b)(1)(i) and (b)(1)(ii) of this section.

(2) Determine gap widths and areas in the primary and secondary seals individually by the following procedures:

(i) Measure seal gaps, if any, at one or more floating roof levels when the roof is floating off the roof leg supports.

(ii) Measure seal gaps around the entire circumference of the tank in each place where a 0.32-cm diameter uniform probe passes freely (without forcing or binding against seal) between the seal and the wall of the storage vessel and measure the circumferential distance of each such location.

(iii) The total surface area of each gap described in paragraph (b)(2)(ii) of this section shall be determined by using probes of various widths to measure accurately the actual distance from the tank wall to the seal and multiplying each such width by its respective circumferential distance.

(3) Add the gap surface area of each gap location for the primary seal and the secondary seal individually and divide the sum for each seal by the nominal diameter of the tank and compare each ratio to the respective standards in paragraph (b)(4) of this section.

(4) Make necessary repairs or empty the storage vessel within 45 days of identification in any inspection for seals not meeting the requirements listed in (b)(4) (i) and (ii) of this section:

(i) The accumulated area of gaps between the tank wall and the mechanical shoe or liquid-mounted primary seal shall not exceed 212 Cm² per meter of tank diameter, and the width of any portion of any gap shall not exceed 3.81 cm.

(A) One end of the mechanical shoe is to extend into the stored liquid, and the other end is to extend a minimum vertical distance of 61 cm above the stored liquid surface.

(B) There are to be no holes, tears, or other openings in the shoe, seal fabric, or seal envelope.

(ii) The secondary seal is to meet the following requirements:

(A) The secondary seal is to be installed above the primary seal so that it completely covers the space between

§ 60.113b

40 CFR Ch. I (7-1-07 Edition)

the roof edge and the tank wall except as provided in paragraph (b)(2)(iii) of this section.

(B) The accumulated area of gaps between the tank wall and the secondary seal shall not exceed 21.2 cm² per meter of tank diameter, and the width of any portion of any gap shall not exceed 1.27 cm.

(C) There are to be no holes, tears, or other openings in the seal or seal fabric.

(iii) If a failure that is detected during inspections required in paragraph (b)(1) of § 60.113b(b) cannot be repaired within 45 days and if the vessel cannot be emptied within 45 days, a 30-day extension may be requested from the Administrator in the inspection report required in § 60.115b(b)(4). Such extension request must include a demonstration of unavailability of alternate storage capacity and a specification of a schedule that will assure that the control equipment will be repaired or the vessel will be emptied as soon as possible.

(5) Notify the Administrator 30 days in advance of any gap measurements required by paragraph (b)(1) of this section to afford the Administrator the opportunity to have an observer present.

(6) Visually inspect the external floating roof, the primary seal, secondary seal, and fittings each time the vessel is emptied and degassed.

(i) If the external floating roof has defects, the primary seal has holes, tears, or other openings in the seal or the seal fabric, or the secondary seal has holes, tears, or other openings in the seal or the seal fabric, the owner or operator shall repair the items as necessary so that none of the conditions specified in this paragraph exist before filling or refilling the storage vessel with VOL.

(ii) For all the inspections required by paragraph (b)(6) of this section, the owner or operator shall notify the Administrator in writing at least 30 days prior to the filling or refilling of each storage vessel to afford the Administrator the opportunity to inspect the storage vessel prior to refilling. If the inspection required by paragraph (b)(6) of this section is not planned and the owner or operator could not have known about the inspection 30 days in

advance of refilling the tank, the owner or operator shall notify the Administrator at least 7 days prior to the refilling of the storage vessel. Notification shall be made by telephone immediately followed by written documentation demonstrating why the inspection was unplanned. Alternatively, this notification including the written documentation may be made in writing and sent by express mail so that it is received by the Administrator at least 7 days prior to the refilling.

(c) The owner or operator of each source that is equipped with a closed vent system and control device as required in § 60.112b (a)(3) or (b)(2) (other than a flare) is exempt from § 60.8 of the General Provisions and shall meet the following requirements.

(1) Submit for approval by the Administrator as an attachment to the notification required by § 60.7(a)(1) or, if the facility is exempt from § 60.7(a)(1), as an attachment to the notification required by § 60.7(a)(2), an operating plan containing the information listed below.

(i) Documentation demonstrating that the control device will achieve the required control efficiency during maximum loading conditions. This documentation is to include a description of the gas stream which enters the control device, including flow and VOC content under varying liquid level conditions (dynamic and static) and manufacturer's design specifications for the control device. If the control device or the closed vent capture system receives vapors, gases, or liquids other than fuels from sources that are not designated sources under this subpart, the efficiency demonstration is to include consideration of all vapors, gases, and liquids received by the closed vent capture system and control device. If an enclosed combustion device with a minimum residence time of 0.75 seconds and a minimum temperature of 816 °C is used to meet the 95 percent requirement, documentation that those conditions will exist is sufficient to meet the requirements of this paragraph.

(ii) A description of the parameter or parameters to be monitored to ensure that the control device will be operated in conformance with its design and an

Environmental Protection Agency

§ 60.115b

explanation of the criteria used for selection of that parameter (or parameters).

(2) Operate the closed vent system and control device and monitor the parameters of the closed vent system and control device in accordance with the operating plan submitted to the Administrator in accordance with paragraph (c)(1) of this section, unless the plan was modified by the Administrator during the review process. In this case, the modified plan applies.

(d) The owner or operator of each source that is equipped with a closed vent system and a flare to meet the requirements in § 60.112b (a)(3) or (b)(2) shall meet the requirements as specified in the general control device requirements, § 60.18 (e) and (f).

[52 FR 11429, Apr. 8, 1987, as amended at 54 FR 32973, Aug. 11, 1989]

§ 60.114b Alternative means of emission limitation.

(a) If, in the Administrator's judgment, an alternative means of emission limitation will achieve a reduction in emissions at least equivalent to the reduction in emissions achieved by any requirement in § 60.112b, the Administrator will publish in the FEDERAL REGISTER a notice permitting the use of the alternative means for purposes of compliance with that requirement.

(b) Any notice under paragraph (a) of this section will be published only after notice and an opportunity for a hearing.

(c) Any person seeking permission under this section shall submit to the Administrator a written application including:

(1) An actual emissions test that uses a full-sized or scale-model storage vessel that accurately collects and measures all VOC emissions from a given control device and that accurately simulates wind and accounts for other emission variables such as temperature and barometric pressure.

(2) An engineering evaluation that the Administrator determines is an accurate method of determining equivalence.

(d) The Administrator may condition the permission on requirements that may be necessary to ensure operation and maintenance to achieve the same

emissions reduction as specified in § 60.112b.

§ 60.115b Reporting and recordkeeping requirements.

The owner or operator of each storage vessel as specified in § 60.112b(a) shall keep records and furnish reports as required by paragraphs (a), (b), or (c) of this section depending upon the control equipment installed to meet the requirements of § 60.112b. The owner or operator shall keep copies of all reports and records required by this section, except for the record required by (c)(1), for at least 2 years. The record required by (c)(1) will be kept for the life of the control equipment.

(a) After installing control equipment in accordance with § 60.112b(a)(1) (fixed roof and internal floating roof), the owner or operator shall meet the following requirements.

(1) Furnish the Administrator with a report that describes the control equipment and certifies that the control equipment meets the specifications of § 60.112b(a)(1) and § 60.113b(a)(1). This report shall be an attachment to the notification required by § 60.7(a)(3).

(2) Keep a record of each inspection performed as required by § 60.113b (a)(1), (a)(2), (a)(3), and (a)(4). Each record shall identify the storage vessel on which the inspection was performed and shall contain the date the vessel was inspected and the observed condition of each component of the control equipment (seals, internal floating roof, and fittings).

(3) If any of the conditions described in § 60.113b(a)(2) are detected during the annual visual inspection required by § 60.113b(a)(2), a report shall be furnished to the Administrator within 30 days of the inspection. Each report shall identify the storage vessel, the nature of the defects, and the date the storage vessel was emptied or the nature of and date the repair was made.

(4) After each inspection required by § 60.113b(a)(3) that finds holes or tears in the seal or seal fabric, or defects in the internal floating roof, or other control equipment defects listed in § 60.113b(a)(3)(ii), a report shall be furnished to the Administrator within 30 days of the inspection. The report shall

§ 60.116b

40 CFR Ch. I (7-1-07 Edition)

Identify the storage vessel and the reason it did not meet the specifications of § 61.112b(a)(1) or § 60.113b(a)(3) and list each repair made.

(b) After installing control equipment in accordance with § 61.112b(a)(2) (external floating roof), the owner or operator shall meet the following requirements.

(1) Furnish the Administrator with a report that describes the control equipment and certifies that the control equipment meets the specifications of § 60.112b(a)(2) and § 60.113b(b)(2), (b)(3), and (b)(4). This report shall be an attachment to the notification required by § 60.7(a)(3).

(2) Within 60 days of performing the seal gap measurements required by § 60.113b(b)(1), furnish the Administrator with a report that contains:

(i) The date of measurement.

(ii) The raw data obtained in the measurement.

(iii) The calculations described in § 60.113b (b)(2) and (b)(3).

(3) Keep a record of each gap measurement performed as required by § 60.113b(b). Each record shall identify the storage vessel in which the measurement was performed and shall contain:

(i) The date of measurement.

(ii) The raw data obtained in the measurement.

(iii) The calculations described in § 60.113b (b)(2) and (b)(3).

(4) After each seal gap measurement that detects gaps exceeding the limitations specified by § 60.113b(b)(4), submit a report to the Administrator within 30 days of the inspection. The report will identify the vessel and contain the information specified in paragraph (b)(2) of this section and the date the vessel was emptied or the repairs made and date of repair.

(c) After installing control equipment in accordance with § 60.112b (a)(3) or (b)(1) (closed vent system and control device other than a flare), the owner or operator shall keep the following records.

(1) A copy of the operating plan.

(2) A record of the measured values of the parameters monitored in accordance with § 60.113b(c)(2).

(d) After installing a closed vent system and flare to comply with § 60.112b,

the owner or operator shall meet the following requirements.

(1) A report containing the measurements required by § 60.18(f) (1), (2), (3), (4), (5), and (6) shall be furnished to the Administrator as required by § 60.8 of the General Provisions. This report shall be submitted within 6 months of the initial start-up date.

(2) Records shall be kept of all periods of operation during which the flare pilot flame is absent.

(3) Semiannual reports of all periods recorded under § 60.115b(d)(2) in which the pilot flame was absent shall be furnished to the Administrator.

§ 60.116b Monitoring of operations.

(a) The owner or operator shall keep copies of all records required by this section, except for the record required by paragraph (b) of this section, for at least 2 years. The record required by paragraph (b) of this section will be kept for the life of the source.

(b) The owner or operator of each storage vessel as specified in § 60.110b(a) shall keep readily accessible records showing the dimension of the storage vessel and an analysis showing the capacity of the storage vessel.

(c) Except as provided in paragraphs (f) and (g) of this section, the owner or operator of each storage vessel either with a design capacity greater than or equal to 151 m³ storing a liquid with a maximum true vapor pressure greater than or equal to 3.5 kPa or with a design capacity greater than or equal to 75 m³ but less than 151 m³ storing a liquid with a maximum true vapor pressure greater than or equal to 15.0 kPa shall maintain a record of the VOL stored, the period of storage, and the maximum true vapor pressure of that VOL during the respective storage period.

(d) Except as provided in paragraph (g) of this section, the owner or operator of each storage vessel either with a design capacity greater than or equal to 151 m³ storing a liquid with a maximum true vapor pressure that is normally less than 5.2 kPa or with a design capacity greater than or equal to 75 m³ but less than 151 m³ storing a liquid with a maximum true vapor pressure that is normally less than 27.6 kPa shall notify the Administrator within

30 days when the maximum true vapor pressure of the liquid exceeds the respective maximum true vapor pressure values for each volume range.

(e) Available data on the storage temperature may be used to determine the maximum true vapor pressure as determined below.

(1) For vessels operated above or below ambient temperatures, the maximum true vapor pressure is calculated based upon the highest expected calendar-month average of the storage temperature. For vessels operated at ambient temperatures, the maximum true vapor pressure is calculated based upon the maximum local monthly average ambient temperature as reported by the National Weather Service.

(2) For crude oil or refined petroleum products the vapor pressure may be obtained by the following:

(i) Available data on the Reid vapor pressure and the maximum expected storage temperature based on the highest expected calendar-month average temperature of the stored product may be used to determine the maximum true vapor pressure from nomographs contained in API Bulletin 2517 (incorporated by reference—see § 60.17), unless the Administrator specifically requests that the liquid be sampled, the actual storage temperature determined, and the Reid vapor pressure determined from the sample(s).

(ii) The true vapor pressure of each type of crude oil with a Reid vapor pressure less than 13.8 kPa or with physical properties that preclude determination by the recommended method is to be determined from available data and recorded if the estimated maximum true vapor pressure is greater than 3.5 kPa.

(3) For other liquids, the vapor pressure:

(i) May be obtained from standard reference texts, or

(ii) Determined by ASTM D2879-83, 96, or 97 (incorporated by reference—see § 60.17); or

(iii) Measured by an appropriate method approved by the Administrator; or

(iv) Calculated by an appropriate method approved by the Administrator.

(f) The owner or operator of each vessel storing a waste mixture of indeterminate or variable composition shall be subject to the following requirements.

(1) Prior to the initial filling of the vessel, the highest maximum true vapor pressure for the range of anticipated liquid compositions to be stored will be determined using the methods described in paragraph (e) of this section.

(2) For vessels in which the vapor pressure of the anticipated liquid composition is above the cutoff for monitoring but below the cutoff for controls as defined in § 60.112b(a), an initial physical test of the vapor pressure is required; and a physical test at least once every 6 months thereafter is required as determined by the following methods:

(i) ASTM D2879-83, 96, or 97 (incorporated by reference—see § 60.17); or

(ii) ASTM D323-82 or 94 (incorporated by reference—see § 60.17); or

(iii) As measured by an appropriate method as approved by the Administrator.

(g) The owner or operator of each vessel equipped with a closed vent system and control device meeting the specification of § 60.112b or with emissions reductions equipment as specified in 40 CFR 65.42(b)(4), (b)(5), (b)(6), or (c) is exempt from the requirements of paragraphs (c) and (d) of this section.

[52 FR 11429, Apr. 8, 1987, as amended at 65 FR 61756, Oct. 17, 2000; 65 FR 78276, Dec. 14, 2000; 68 FR 59333, Oct. 15, 2003]

§ 60.117b Delegation of authority.

(a) In delegating implementation and enforcement authority to a State under section 111(c) of the Act, the authorities contained in paragraph (b) of this section shall be retained by the Administrator and not transferred to a State.

(b) Authorities which will not be delegated to States: §§ 60.111b(f)(4), 60.114b, 60.116b(e)(3)(iii), 60.116b(e)(3)(iv), and 60.116b(f)(2)(iii).

[52 FR 11429, Apr. 8, 1987, as amended at 52 FR 22780, June 16, 1987]

APPENDIX F

**40 CFR 63, Subpart S, National Emission Standards for
Hazardous Air Pollutants from the Pulp and Paper Industry**

Subpart S—National Emission Standards for Hazardous Air Pollutants from the Pulp and Paper Industry

SOURCE: 63 FR 18617, Apr. 15, 1998, unless otherwise noted.

§ 63.440 Applicability.

(a) The provisions of this subpart apply to the owner or operator of processes that produce pulp, paper, or paperboard; that are located at a plant site that is a major source as defined in § 63.2 of subpart A of this part; and that use the following processes and materials:

(1) Kraft, soda, sulfite, or semi-chemical pulping processes using wood; or

(2) Mechanical pulping processes using wood; or

(3) Any process using secondary or non-wood fibers.

(b) The affected source to which the existing source provisions of this subpart apply is as follows:

(1) For the processes specified in paragraph (a)(1) of this section, the affected source is the total of all HAP emission points in the pulping and bleaching systems; or

(2) For the processes specified in paragraphs (a)(2) or (a)(3) of this section, the affected source is the total of all HAP emission points in the bleaching system.

(c) The new source provisions of this subpart apply to the total of all HAP emission points at new or existing sources as follows:

(1) Each affected source defined in paragraph (b)(1) of this section that commences construction or reconstruction after December 17, 1993;

(2) Each pulping system or bleaching system for the processes specified in paragraph (a)(1) of this section that commences construction or reconstruction after December 17, 1993;

(3) Each additional pulping or bleaching line at the processes specified in paragraph (a)(1) of this section, that commences construction after December 17, 1993;

(4) Each affected source defined in paragraph (b)(2) of this section that commences construction or reconstruction after March 8, 1996; or

(5) Each additional bleaching line at the processes specified in paragraphs (a)(2) or (a)(3) of this section, that commences construction after March 8, 1996.

(d) Each existing source shall achieve compliance no later than April 16, 2001, except as provided in paragraphs (d)(1) through (d)(3) of this section.

(1) Each kraft pulping system shall achieve compliance with the pulping system provisions of § 63.443 for the equipment listed in § 63.443(a)(1)(ii) through (a)(1)(v) as expeditiously as practicable, but in no event later than April 17, 2006 and the owners and operators shall establish dates, update dates, and report the dates for the milestones specified in § 63.455(b).

(2) Each dissolving-grade bleaching system at either kraft or sulfite pulping mills shall achieve compliance with the bleach plant provisions of § 63.445 of this subpart as expeditiously as practicable, but in no event later than 3 years after the promulgation of the revised effluent limitation guidelines and standards under 40 CFR 430.14 through 430.17 and 40 CFR 430.44 through 430.47.

(3) Each bleaching system complying with the Voluntary Advanced Technology Incentives Program for Effluent Limitation Guidelines in 40 CFR 430.24, shall comply with the requirements specified in either paragraph (d)(3)(i) or (d)(3)(ii) of this section for the effluent limitation guidelines and standards in 40 CFR 430.24.

(i) Comply with the bleach plant provisions of § 63.445 of this subpart as expeditiously as practicable, but in no event later than April 16, 2001.

(ii) Comply with paragraphs (d)(3)(ii)(A), (d)(3)(ii)(B), and (d)(3)(ii)(C) of this section.

(A) The owner or operator of a bleaching system shall comply with the bleach plant provisions of § 63.445 of this subpart as expeditiously as practicable, but in no event later than April 15, 2004.

(B) The owner or operator of a bleaching system shall comply with the requirements specified in either paragraph (d)(3)(ii)(B)(1) or (d)(3)(ii)(B)(2) of this section.

(1) Not increase the application rate of chlorine or hypochlorite in kilograms (kg) of bleaching agent per megagram of ODP, in the bleaching system above the average daily rates used over the three months prior to June 15, 1998 until the requirements of paragraph (d)(3)(ii)(A) of this section are met and record application rates as specified in § 63.454(c).

(2) Comply with enforceable effluent limitations guidelines for 2,3,7,8-tetrachloro-dibenzo-p-dioxin and adsorbable organic halides at least as stringent as the baseline BAT levels set out in 40 CFR 430.24(a)(1) as expeditiously as possible, but in no event later than April 16, 2001.

(C) Owners and operators shall establish dates, update dates, and report the dates for the milestones specified in § 63.455(b).

(e) Each new source, specified as the total of all HAP emission points for the sources specified in paragraph (c) of this section, shall achieve compliance upon start-up or June 15, 1998, whichever is later, as provided in § 63.6(b) of subpart A of this part.

(f) Each owner or operator of an affected source with affected process equipment shared by more than one type of pulping process, shall comply with the applicable requirement in this subpart that achieves the maximum degree of reduction in HAP emissions.

(g) Each owner or operator of an affected source specified in paragraphs (a) through (c) of this section must comply with the requirements of subpart A—General Provisions of this part, as indicated in table 1 to this subpart.

[63 FR 18617, Apr. 15, 1998, as amended at 63 FR 71389, Dec. 28, 1998]

§ 63.441 Definitions.

All terms used in this subpart shall have the meaning given them in the CAA, in subpart A of this part, and in this section as follows:

Acid condensate storage tank means any storage tank containing cooking acid following the sulfur dioxide gas fortification process.

Black liquor means spent cooking liquor that has been separated from the pulp produced by the kraft, soda, or semi-chemical pulping process.

Bleaching means brightening of pulp by the addition of oxidizing chemicals or reducing chemicals.

Bleaching line means a group of bleaching stages arranged in series such that bleaching of the pulp progresses as the pulp moves from one stage to the next.

Bleaching stage means all process equipment associated with a discrete step of chemical application and removal in the bleaching process including chemical and steam mixers, bleaching towers, washers, seal (filtrate) tanks, vacuum pumps, and any other equipment serving the same function as those previously listed.

Bleaching system means all process equipment after high-density pulp storage prior to the first application of oxidizing chemicals or reducing chemicals following the pulping system, up to and including the final bleaching stage.

Boiler means any enclosed combustion device that extracts useful energy in the form of steam. A boiler is not considered a thermal oxidizer.

Chip steamer means a vessel used for the purpose of preheating or pretreating wood chips prior to the digester, using flash steam from the digester or live steam.

Closed-vent system means a system that is not open to the atmosphere and is composed of piping, ductwork, connections, and, if necessary, flow-inducing devices that transport gas or vapor from an emission point to a control device.

Combustion device means an individual unit of equipment, including but not limited to, a thermal oxidizer, lime kiln, recovery furnace, process heater, or boiler, used for the thermal oxidation of organic hazardous air pollutant vapors.

Decker system means all equipment used to thicken the pulp slurry or reduce its liquid content after the pulp washing system and prior to high-density pulp storage. The decker system includes decker vents, filtrate tanks, associated vacuum pumps, and any other equipment serving the same function as those previously listed.

Digester system means each continuous digester or each batch digester used for the chemical treatment of wood or non-wood fibers. The digester

system equipment includes associated flash tank(s), blow tank(s), chip steamer(s) not using fresh steam, blow heat recovery accumulator(s), relief gas condenser(s), prehydrolysis unit(s) preceding the pulp washing system, and any other equipment serving the same function as those previously listed. The digester system includes any of the liquid streams or condensates associated with batch or continuous digester relief, blow, or flash steam processes.

Emission point means any part of a stationary source that emits hazardous air pollutants regulated under this subpart, including emissions from individual process vents, stacks, open pieces of process equipment, equipment leaks, wastewater and condensate collection and treatment system units, and those emissions that could reasonably be conveyed through a stack, chimney, or duct where such emissions first reach the environment.

Evaporator system means all equipment associated with increasing the solids content and/or concentrating spent cooking liquor from the pulp washing system including pre-evaporators, multi-effect evaporators, concentrators, and vacuum systems, as well as associated condensers, hotwells, and condensate streams, and any other equipment serving the same function as those previously listed.

Flow indicator means any device that indicates gas or liquid flow in an enclosed system.

HAP means a hazardous air pollutant as defined in § 63.2 of subpart A of this part.

High volume, low concentration or HVLC collection system means the gas collection and transport system used to convey gases from the HVLC system to a control device.

High volume, low concentration or HVLC system means the collection of equipment including the pulp washing, knotter, screen, decker, and oxygen delignification systems, weak liquor storage tanks, and any other equipment serving the same function as those previously listed.

Knotter system means equipment where knots, oversized material, or pieces of uncooked wood are removed from the pulp slurry after the digester system and prior to the pulp washing

system. The knotter system equipment includes the knotter, knot drainer tanks, ancillary tanks, and any other equipment serving the same function as those previously listed.

Kraft pulping means a chemical pulping process that uses a mixture of sodium hydroxide and sodium sulfide as the cooking liquor.

Lime kiln means an enclosed combustion device used to calcine lime mud, which consists primarily of calcium carbonate, into calcium oxide.

Low volume, high concentration or LVHC collection system means the gas collection and transport system used to convey gases from the LVHC system to a control device.

Low volume, high concentration or LVHC system means the collection of equipment including the digester, turpentine recovery, evaporator, steam stripper systems, and any other equipment serving the same function as those previously listed.

Mechanical pulping means a pulping process that only uses mechanical and thermo-mechanical processes to reduce wood to a fibrous mass. The mechanical pulping processes include, but are not limited to, stone groundwood, pressurized groundwood, refiner mechanical, thermal refiner mechanical, thermo-mechanical, and tandem thermo-mechanical.

Non-wood pulping means the production of pulp from fiber sources other than trees. The non-wood fiber sources include, but are not limited to, bagasse, cereal straw, cotton, flax straw, hemp, jute, kenaf, and leaf fibers.

Oven-dried pulp or ODP means a pulp sample at zero percent moisture content by weight. Pulp samples for applicability or compliance determinations for both the pulping and bleaching systems shall be unbleached pulp. For purposes of complying with mass emission limits in this subpart, megagram of ODP shall be measured to represent the amount of pulp entering and processed by the equipment system under the specified mass limit. For equipment that does not process pulp, megagram of ODP shall be measured to represent the amount of pulp that was processed to produce the gas and liquid streams.

Oxygen delignification system means the equipment that uses oxygen to remove lignin from pulp after high-density stock storage and prior to the bleaching system. The oxygen delignification system equipment includes the blow tank, washers, filtrate tanks, any interstage pulp storage tanks, and any other equipment serving the same function as those previously listed.

Primary fuel means the fuel that provides the principal heat input to the combustion device. To be considered primary, the fuel must be able to sustain operation of the combustion device without the addition of other fuels.

Process wastewater treatment system means a collection of equipment, a process, or specific technique that removes or destroys the HAPs in a process wastewater stream. Examples include, but are not limited to, a steam stripping unit, wastewater thermal oxidizer, or biological treatment unit.

Pulp washing system means all equipment used to wash pulp and separate spent cooking chemicals following the digester system and prior to the bleaching system, oxygen delignification system, or paper machine system (at unbleached mills). The pulp washing system equipment includes vacuum drum washers, diffusion washers, rotary pressure washers, horizontal belt filters, intermediate stock chests, and their associated vacuum pumps, filtrate tanks, foam breakers or tanks, and any other equipment serving the same function as those previously listed. The pulp washing system does not include deckers, screens, knotters, stock chests, or pulp storage tanks following the last stage of pulp washing.

Pulping line means a group of equipment arranged in series such that the wood chips are digested and the resulting pulp progresses through a sequence of steps that may include knotting, refining, washing, thickening, blending, storing, oxygen delignification, and any other equipment serving the same function as those previously listed.

Pulping process condensates means any HAP-containing liquid that results from contact of water with organic compounds in the pulping process. Ex-

amples of process condensates include digester system condensates, turpentine recovery system condensates, evaporator system condensates, LVHC system condensates, HVLC system condensates, and any other condensates from equipment serving the same function as those previously listed. Liquid streams that are intended for byproduct recovery are not considered process condensate streams.

Pulping system means all process equipment, beginning with the digester system, and up to and including the last piece of pulp conditioning equipment prior to the bleaching system, including treatment with ozone, oxygen, or peroxide before the first application of a chemical bleaching agent intended to brighten pulp. The pulping system includes pulping process condensates and can include multiple pulping lines.

Recovery furnace means an enclosed combustion device where concentrated spent liquor is burned to recover sodium and sulfur, produce steam, and dispose of unwanted dissolved wood components in the liquor.

Screen system means equipment in which oversized particles are removed from the pulp slurry prior to the bleaching or papermaking system washed stock storage.

Secondary fiber pulping means a pulping process that converts a fibrous material, that has previously undergone a manufacturing process, into pulp stock through the addition of water and mechanical energy. The mill then uses that pulp as the raw material in another manufactured product. These mills may also utilize chemical, heat, and mechanical processes to remove ink particles from the fiber stock.

Semi-chemical pulping means a pulping process that combines both chemical and mechanical pulping processes. The semi-chemical pulping process produces intermediate yields ranging from 55 to 90 percent.

Soda pulping means a chemical pulping process that uses sodium hydroxide as the active chemical in the cooking liquor.

Spent liquor means process liquid generated from the separation of cooking liquor from pulp by the pulp washing system containing dissolved organic

§ 63.442

wood materials and residual cooking compounds.

Steam stripper system means a column (including associated stripper feed tanks, condensers, or heat exchangers) used to remove compounds from wastewater or condensates using steam. The steam stripper system also contains all equipment associated with a methanol rectification process including rectifiers, condensers, decanters, storage tanks, and any other equipment serving the same function as those previously listed.

Strong liquor storage tanks means all storage tanks containing liquor that has been concentrated in preparation for combustion or oxidation in the recovery process.

Sulfite pulping means a chemical pulping process that uses a mixture of sulfurous acid and bisulfite ion as the cooking liquor.

Temperature monitoring device means a piece of equipment used to monitor temperature and having an accuracy of ± 1.0 percent of the temperature being monitored expressed in degrees Celsius or ± 0.5 degrees Celsius ($^{\circ}\text{C}$), whichever is greater.

Thermal oxidizer means an enclosed device that destroys organic compounds by thermal oxidation.

Turpentine recovery system means all equipment associated with recovering turpentine from digester system gases including condensers, decanters, storage tanks, and any other equipment serving the same function as those previously listed. The turpentine recovery system includes any liquid streams associated with the turpentine recovery process such as turpentine decanter underflow. Liquid streams that are intended for byproduct recovery are not considered turpentine recovery system condensate streams.

Weak liquor storage tank means any storage tank except washer filtrate tanks containing spent liquor recovered from the pulping process and prior to the evaporator system.

[63 FR 18617, Apr. 15, 1998, as amended at 64 FR 17563, Apr. 12, 1999]

40 CFR Ch. I (7-1-07 Edition)

§ 63.442 [Reserved]

§ 63.443 Standards for the pulping system at kraft, soda, and semi-chemical processes.

(a) The owner or operator of each pulping system using the kraft process subject to the requirements of this subpart shall control the total HAP emissions from the following equipment systems, as specified in paragraphs (c) and (d) of this section.

(1) At existing affected sources, the total HAP emissions from the following equipment systems shall be controlled:

(i) Each LVHC system;

(ii) Each knotter or screen system with total HAP mass emission rates greater than or equal to the rates specified in paragraphs (a)(1)(ii)(A) or (a)(1)(ii)(B) of this section or the combined rate specified in paragraph (a)(1)(ii)(C) of this section.

(A) Each knotter system with emissions of 0.05 kilograms or more of total HAP per megagram of ODP (0.1 pounds per ton).

(B) Each screen system with emissions of 0.10 kilograms or more of total HAP per megagram of ODP (0.2 pounds per ton).

(C) Each knotter and screen system with emissions of 0.15 kilograms or more of total HAP per megagram of ODP (0.3 pounds per ton).

(iii) Each pulp washing system;

(iv) Each decker system that:

(A) Uses any process water other than fresh water or paper machine white water; or

(B) Uses any process water with a total HAP concentration greater than 400 parts per million by weight; and

(v) Each oxygen delignification system.

(2) At new affected sources, the total HAP emissions from the equipment systems listed in paragraphs (a)(1)(i), (a)(1)(iii), and (a)(1)(v) of this section and the following equipment systems shall be controlled:

(i) Each knotter system;

(ii) Each screen system;

(iii) Each decker system; and

(iv) Each weak liquor storage tank.

(b) The owner or operator of each pulping system using a semi-chemical

Environmental Protection Agency

§ 63.444

or soda process subject to the requirements of this subpart shall control the total HAP emissions from the following equipment systems as specified in paragraphs (c) and (d) of this section.

(1) At each existing affected source, the total HAP emissions from each LVHC system shall be controlled.

(2) At each new affected source, the total HAP emissions from each LVHC system and each pulp washing system shall be controlled.

(c) Equipment systems listed in paragraphs (a) and (b) of this section shall be enclosed and vented into a closed-vent system and routed to a control device that meets the requirements specified in paragraph (d) of this section. The enclosures and closed-vent system shall meet the requirements specified in § 63.450.

(d) The control device used to reduce total HAP emissions from each equipment system listed in paragraphs (a) and (b) of this section shall:

(1) Reduce total HAP emissions by 98 percent or more by weight; or

(2) Reduce the total HAP concentration at the outlet of the thermal oxidizer to 20 parts per million or less by volume, corrected to 10 percent oxygen on a dry basis; or

(3) Reduce total HAP emissions using a thermal oxidizer designed and operated at a minimum temperature of 871 °C (1600 °F) and a minimum residence time of 0.75 seconds; or

(4) Reduce total HAP emissions using one of the following:

(i) A boiler, lime kiln, or recovery furnace by introducing the HAP emission stream with the primary fuel or into the flame zone; or

(ii) A boiler or recovery furnace with a heat input capacity greater than or equal to 44 megawatts (150 million British thermal units per hour) by introducing the HAP emission stream with the combustion air.

(e) Periods of excess emissions reported under § 63.455 shall not be a violation of § 63.443 (c) and (d) provided that the time of excess emissions (excluding periods of startup, shutdown, or malfunction) divided by the total process operating time in a semi-annual reporting period does not exceed the following levels:

(1) One percent for control devices used to reduce the total HAP emissions from the LVHC system; and

(2) Four percent for control devices used to reduce the total HAP emissions from the HVLC system; and

(3) Four percent for control devices used to reduce the total HAP emissions from both the LVHC and HVLC systems.

[63 FR 18617, Apr. 15, 1998, as amended at 64 FR 17563, Apr. 12, 1999; 66 FR 80762, Dec. 22, 2000]

§ 63.444 Standards for the pulping system at sulfite processes.

(a) The owner or operator of each sulfite process subject to the requirements of this subpart shall control the total HAP emissions from the following equipment systems as specified in paragraphs (b) and (c) of this section.

(1) At existing sulfite affected sources, the total HAP emissions from the following equipment systems shall be controlled:

(i) Each digester system vent;

(ii) Each evaporator system vent; and

(iii) Each pulp washing system.

(2) At new affected sources, the total HAP emissions from the equipment systems listed in paragraph (a)(1) of this section and the following equipment shall be controlled:

(i) Each weak liquor storage tank;

(ii) Each strong liquor storage tank; and

(iii) Each acid condensate storage tank.

(b) Equipment listed in paragraph (a) of this section shall be enclosed and vented into a closed-vent system and routed to a control device that meets the requirements specified in paragraph (c) of this section. The enclosures and closed-vent system shall meet the requirements specified in § 63.450. Emissions from equipment listed in paragraph (a) of this section that is not necessary to be reduced to meet paragraph (c) of this section is not required to be routed to a control device.

(c) The total HAP emissions from both the equipment systems listed in paragraph (a) of this section and the vents, wastewater, and condensate streams from the control device used

§ 63.445

40 CFR Ch. I (7-1-07 Edition)

to reduce HAP emissions, shall be controlled as follows.

(1) Each calcium-based or sodium-based sulfite pulping process shall:

(i) Emit no more than 0.44 kilograms of total HAP or methanol per megagram (0.89 pounds per ton) of ODP; or

(ii) Remove 92 percent or more by weight of the total HAP or methanol.

(2) Each magnesium-based or ammonium-based sulfite pulping process shall:

(i) Emit no more than 1.1 kilograms of total HAP or methanol per megagram (2.2 pounds per ton) of ODP; or

(ii) Remove 87 percent or more by weight of the total HAP or methanol.

§ 63.445 Standards for the bleaching system.

(a) Each bleaching system that does not use any chlorine or chlorinated compounds for bleaching is exempt from the requirements of this section. Owners or operators of the following bleaching systems shall meet all the provisions of this section:

(1) Bleaching systems that use chlorine;

(2) Bleaching systems bleaching pulp from kraft, sulfite, or soda pulping processes that use any chlorinated compounds; or

(3) Bleaching systems bleaching pulp from mechanical pulping processes using wood or from any process using secondary or non-wood fibers, that use chlorine dioxide.

(b) The equipment at each bleaching stage, of the bleaching systems listed in paragraph (a) of this section, where chlorinated compounds are introduced shall be enclosed and vented into a closed-vent system and routed to a control device that meets the requirements specified in paragraph (c) of this section. The enclosures and closed-vent system shall meet the requirements specified in § 63.450. If process modifications are used to achieve compliance with the emission limits specified in paragraphs (c)(2) or (c)(3), enclosures and closed-vent systems are not required, unless appropriate.

(c) The control device used to reduce chlorinated HAP emissions (not including chloroform) from the equipment

specified in paragraph (b) of this section shall:

(1) Reduce the total chlorinated HAP mass in the vent stream entering the control device by 99 percent or more by weight;

(2) Achieve a treatment device outlet concentration of 10 parts per million or less by volume of total chlorinated HAP; or

(3) Achieve a treatment device outlet mass emission rate of 0.001 kg of total chlorinated HAP mass per megagram (0.002 pounds per ton) of ODP.

(d) The owner or operator of each bleaching system subject to paragraph (a)(2) of this section shall comply with paragraph (d)(1) or (d)(2) of this section to reduce chloroform air emissions to the atmosphere, except the owner or operator of each bleaching system complying with extended compliance under § 63.440(d)(3)(ii) shall comply with paragraph (d)(1) of this section.

(1) Comply with the following applicable effluent limitation guidelines and standards specified in 40 CFR part 430:

(i) Dissolving-grade kraft bleaching systems and lines, 40 CFR 430.14 through 430.17;

(ii) Paper-grade kraft and soda bleaching systems and lines, 40 CFR 430.24(a)(1) and (e), and 40 CFR 430.26 (a) and (c);

(iii) Dissolving-grade sulfite bleaching systems and lines, 40 CFR 430.44 through 430.47; or

(iv) Paper-grade sulfite bleaching systems and lines, 40 CFR 430.54(a) and (c), and 430.56(a) and (c).

(2) Use no hypochlorite or chlorine for bleaching in the bleaching system or line.

[63 FR 18617, Apr. 15, 1998, as amended at 64 FR 17563, Apr. 12, 1999]

§ 63.446 Standards for kraft pulping process condensates.

(a) The requirements of this section apply to owners or operators of kraft processes subject to the requirements of this subpart.

(b) The pulping process condensates from the following equipment systems shall be treated to meet the requirements specified in paragraphs (c), (d), and (e) of this section:

(1) Each digester system;

(2) Each turpentine recovery system;

Environmental Protection Agency

§ 63.446

(3) Each evaporator system condensate from:

(i) The vapors from each stage where weak liquor is introduced (feed stages); and

(ii) Each evaporator vacuum system for each stage where weak liquor is introduced (feed stages).

(4) Each HVLC collection system; and

(5) Each LVHC collection system.

(c) One of the following combinations of HAP-containing pulping process condensates generated, produced, or associated with the equipment systems listed in paragraph (b) of this section shall be subject to the requirements of paragraphs (d) and (e) of this section:

(1) All pulping process condensates from the equipment systems specified in paragraphs (b)(1) through (b)(5) of this section.

(2) The combined pulping process condensates from the equipment systems specified in paragraphs (b)(4) and (b)(5) of this section, plus pulping process condensate stream(s) that in total contain at least 65 percent of the total HAP mass from the pulping process condensates from equipment systems listed in paragraphs (b)(1) through (b)(3) of this section.

(3) The pulping process condensates from equipment systems listed in paragraphs (b)(1) through (b)(5) of this section that in total contain a total HAP mass of 3.6 kilograms or more of total HAP per megagram (7.2 pounds per ton) of ODP for mills that do not perform bleaching or 5.5 kilograms or more of total HAP per megagram (11.1 pounds per ton) of ODP for mills that perform bleaching.

(d) The pulping process condensates from the equipment systems listed in paragraph (b) of this section shall be conveyed in a closed collection system that is designed and operated to meet the requirements specified in paragraphs (d)(1) and (d)(2) of this section.

(1) Each closed collection system shall meet the individual drain system requirements specified in §§ 63.960, 63.961, and 63.962 of subpart RR of this part, except for closed vent systems and control devices shall be designed and operated in accordance with §§ 63.443(d) and 63.450, instead of in accordance with § 63.693 as specified in

§ 63.962 (a)(3)(ii), (b)(3)(ii)(A), and (b)(5)(iii); and

(2) If a condensate tank is used in the closed collection system, the tank shall meet the following requirements:

(1) The fixed roof and all openings (e.g., access hatches, sampling ports, gauge wells) shall be designed and operated with no detectable leaks as indicated by an instrument reading of less than 500 parts per million above background, and vented into a closed-vent system that meets the requirements in § 63.450 and routed to a control device that meets the requirements in § 63.443(d); and

(ii) Each opening shall be maintained in a closed, sealed position (e.g., covered by a lid that is gasketed and latched) at all times that the tank contains pulping process condensates or any HAP removed from a pulping process condensate stream except when it is necessary to use the opening for sampling, removal, or for equipment inspection, maintenance, or repair.

(e) Each pulping process condensate from the equipment systems listed in paragraph (b) of this section shall be treated according to one of the following options:

(1) Recycle the pulping process condensate to an equipment system specified in § 63.443(a) meeting the requirements specified in § 63.443(c) and (d); or

(2) Discharge the pulping process condensate below the liquid surface of a biological treatment system and treat the pulping process condensates to meet the requirements specified in paragraph (e)(3), (4), or (5) of this section, and total HAP shall be measured as specified in § 63.457(g); or

(3) Treat the pulping process condensates to reduce or destroy the total HAPs by at least 92 percent or more by weight; or

(4) At mills that do not perform bleaching, treat the pulping process condensates to remove 3.3 kilograms or more of total HAP per megagram (6.6 pounds per ton) of ODP, or achieve a total HAP concentration of 210 parts per million or less by weight at the outlet of the control device; or

(5) At mills that perform bleaching, treat the pulping process condensates to remove 5.1 kilograms or more of total HAP per megagram (10.2 pounds

§ 63.447

40 CFR Ch. I (7-1-07 Edition)

per ton) of ODP, or achieve a total HAP concentration of 330 parts per million or less by weight at the outlet of the control device.

(f) Each HAP removed from a pulping process condensate stream during treatment and handling under paragraphs (d) or (e) of this section, except for those treated according to paragraph (e)(2) of this section, shall be controlled as specified in § 63.443(c) and (d).

(g) For each control device (e.g. steam stripper system or other equipment serving the same function) used to treat pulping process condensates to comply with the requirements specified in paragraphs (e)(3) through (e)(5) of this section, periods of excess emissions reported under § 63.455 shall not be a violation of paragraphs (d), (e)(3) through (e)(5), and (f) of this section provided that the time of excess emissions (including periods of startup, shutdown, or malfunction) divided by the total process operating time in a semi-annual reporting period does not exceed 10 percent. The 10 percent excess emissions allowance does not apply to treatment of pulping process condensates according to paragraph (e)(2) of this section (e.g. the biological wastewater treatment system used to treat multiple (primarily non-condensate) wastewater streams to comply with the Clean Water Act).

(h) Each owner or operator of a new or existing affected source subject to the requirements of this section shall evaluate all new or modified pulping process condensates or changes in the annual bleached or non-bleached ODP used to comply with paragraph (i) of this section, to determine if they meet the applicable requirements of this section.

(i) For the purposes of meeting the requirements in paragraph (c)(2) or (3) or paragraph (e)(4) or (5) of this section at mills producing both bleached and unbleached pulp products, owners and operators may meet a prorated mass standard that is calculated by prorating the applicable mass standards (kilograms of total HAP per megagram of ODP) for bleached and unbleached mills specified in paragraph (c)(2) or (3) or paragraph (e)(4) or (5) of this section

by the ratio of annual megagrams of bleached and unbleached ODP.

[63 FR 18617, Apr. 15, 1998; 63 FR 42239, Aug. 7, 1998, as amended at 63 FR 49459, Sept. 16, 1998; 64 FR 17563, Apr. 12, 1999; 65 FR 80762, Dec. 22, 2000]

§ 63.447 Clean condensate alternative.

As an alternative to the requirements specified in § 63.443(a)(1)(ii) through (a)(1)(v) for the control of HAP emissions from pulping systems using the kraft process, an owner or operator must demonstrate to the satisfaction of the Administrator, by meeting all the requirements below, that the total HAP emissions reductions achieved by this clean condensate alternative technology are equal to or greater than the total HAP emission reductions that would have been achieved by compliance with § 63.443(a)(1)(ii) through (a)(1)(v).

(a) For the purposes of this section only the following additional definitions apply.

(1) *Clean condensate alternative affected source* means the total of all HAP emission points in the pulping, bleaching, causticizing, and papermaking systems (exclusive of HAP emissions attributable to additives to paper machines and HAP emission points in the LVHC system).

(2) *Causticizing system* means all equipment associated with converting sodium carbonate into active sodium hydroxide. The equipment includes smelt dissolving tanks, lime mud washers and storage tanks, white and mud liquor clarifiers and storage tanks, slakers, slaker grit washers, lime kilns, green liquor clarifiers and storage tanks, and dreg washers ending with the white liquor storage tanks prior to the digester system, and any other equipment serving the same function as those previously listed.

(3) *Papermaking system* means all equipment used to convert pulp into paper, paperboard, or market pulp, including the stock storage and preparation systems, the paper or paperboard machines, and the paper machine white water system, broke recovery systems, and the systems involved in calendering, drying, on-machine coating, slitting, winding, and cutting.

(b) Each owner or operator shall install and operate a clean condensate alternative technology with a continuous monitoring system to reduce total HAP emissions by treating and reducing HAP concentrations in the pulping process water used within the clean condensate alternative affected source.

(c) Each owner or operator shall calculate HAP emissions on a kilogram per megagram of ODP basis and measure HAP emissions according to the appropriate procedures contained in § 63.457.

(d) Each owner or operator shall determine the baseline HAP emissions for each equipment system and the total of all equipment systems in the clean condensate alternative affected source based on the following:

(1) Process and air pollution control equipment installed and operating on December 17, 1993, and

(2) Compliance with the following requirements that affect the level of HAP emissions from the clean condensate alternative affected source:

(i) The pulping process condensates requirements in § 63.446;

(ii) The applicable effluent limitation guidelines and standards in 40 CFR part 430, subparts A, B, D, and E; and

(iii) All other applicable requirements of local, State, or Federal agencies or statutes.

(e) Each owner or operator shall determine the following HAP emission reductions from the baseline HAP emissions determined in paragraph (d) of this section for each equipment system and the total of all equipment systems in the clean condensate alternative affected source:

(1) The HAP emission reduction occurring by complying with the requirements of § 63.443(a)(1)(ii) through (a)(1)(v); and

(2) The HAP emissions reduction occurring by complying with the clean condensate alternative technology.

(f) For the purposes of all requirements in this section, each owner or operator may use as an alternative, individual equipment systems (instead of total of all equipment systems) within the clean condensate alternative affected source to determine emissions and reductions to demonstrate equal or greater than the reductions that would

have been achieved by compliance with § 63.443(a)(1)(ii) through (a)(1)(v).

(g) The initial and updates to the control strategy report specified in § 63.455(b) shall include to the extent possible the following information:

(1) A detailed description of:

(i) The equipment systems and emission points that comprise the clean condensate alternative affected source;

(ii) The air pollution control technologies that would be used to meet the requirements of § 63.443(a)(1)(ii) through (a)(1)(v); and

(iii) The clean condensate alternative technology to be used.

(2) Estimates and basis for the estimates of total HAP emissions and emission reductions to fulfill the requirements of paragraphs (d), (e), and (f) of this section.

(h) Each owner or operator shall report to the Administrator by the applicable compliance date specified in § 63.440(d) or (e) the rationale, calculations, test procedures, and data documentation used to demonstrate compliance with all the requirements of this section.

[63 FR 18617, Apr. 15, 1998; 63 FR 42239, Aug. 7, 1998, as amended at 64 FR 17563, Apr. 12, 1999]

§§ 63.448–63.449 [Reserved]

§ 63.450 Standards for enclosures and closed-vent systems.

(a) Each enclosure and closed-vent system specified in §§ 63.443(c), 63.444(b), and 63.445(b) for capturing and transporting vent streams that contain HAP shall meet the requirements specified in paragraphs (b) through (d) of this section.

(b) Each enclosure shall maintain negative pressure at each enclosure or hood opening as demonstrated by the procedures specified in § 63.457(e). Each enclosure or hood opening closed during the initial performance test specified in § 63.457(a) shall be maintained in the same closed and sealed position as during the performance test at all times except when necessary to use the opening for sampling, inspection, maintenance, or repairs.

(c) Each component of the closed-vent system used to comply with §§ 63.443(c), 63.444(b), and 63.445(b) that

is operated at positive pressure and located prior to a control device shall be designed for and operated with no detectable leaks as indicated by an instrument reading of less than 500 parts per million by volume above background, as measured by the procedures specified in §63.457(d).

(d) Each bypass line in the closed-vent system that could divert vent streams containing HAP to the atmosphere without meeting the emission limitations in §§63.443, 63.444, or 63.445 shall comply with either of the following requirements:

(1) On each bypass line, the owner or operator shall install, calibrate, maintain, and operate according to the manufacturer's specifications a flow indicator that is capable of taking periodic readings as frequently as specified in §63.454(e). The flow indicator shall be installed in the bypass line in such a way as to indicate flow in the bypass line; or

(2) For bypass line valves that are not computer controlled, the owner or operator shall maintain the bypass line valve in the closed position with a car seal or a seal placed on the valve or closure mechanism in such a way that valve or closure mechanism cannot be opened without breaking the seal.

[63 FR 18617, Apr. 15, 1998, as amended at 64 FR 17563, Apr. 12, 1999; 68 FR 37348, June 23, 2003]

§§ 63.451-63.452 [Reserved]

§ 63.453 Monitoring requirements.

(a) Each owner or operator subject to the standards specified in §§63.443(c) and (d), 63.444(b) and (c), 63.445(b) and (c), 63.446(c), (d), and (e), 63.447(b) or §63.450(d), shall install, calibrate, certify, operate, and maintain according to the manufacturer's specifications, a continuous monitoring system (CMS, as defined in §63.2 of this part) as specified in paragraphs (b) through (m) of this section, except as allowed in paragraph (m) of this section. The CMS shall include a continuous recorder.

(b) A CMS shall be operated to measure the temperature in the firebox or in the ductwork immediately downstream of the firebox and before any substantial heat exchange occurs for each thermal oxidizer used to comply

with the requirements of §63.443(d)(1) through (d)(3). Owners and operators complying with the HAP concentration requirements in §63.443(d)(2) may install a CMS to monitor the thermal oxidizer outlet total HAP or methanol concentration, as an alternative to monitoring thermal oxidizer operating temperature.

(c) A CMS shall be operated to measure the following parameters for each gas scrubber used to comply with the bleaching system requirements of §63.445(c) or the sulfite pulping system requirements of §63.444(c).

(1) The pH or the oxidation/reduction potential of the gas scrubber effluent;

(2) The gas scrubber vent gas inlet flow rate; and

(3) The gas scrubber liquid influent flow rate.

(d) As an option to the requirements specified in paragraph (c) of this section, a CMS shall be operated to measure the chlorine outlet concentration of each gas scrubber used to comply with the bleaching system outlet concentration requirement specified in §63.445(c)(2).

(e) The owner or operator of a bleaching system complying with 40 CFR 430.24, shall monitor the chlorine and hypochlorite application rates, in kg of bleaching agent per megagram of ODP, of the bleaching system during the extended compliance period specified in §63.440(d)(3).

(f) A CMS shall be operated to measure the gas scrubber parameters specified in paragraphs (c)(1) through (c)(3) of this section or those site specific parameters determined according to the procedures specified in paragraph (n) of this section to comply with the sulfite pulping system requirements specified in §63.444(c).

(g) A CMS shall be operated to measure the following parameters for each steam stripper used to comply with the treatment requirements in §63.446(e) (3), (4), or (5):

(1) The process wastewater feed rate;

(2) The steam feed rate; and

(3) The process wastewater column feed temperature.

(h) As an option to the requirements specified in paragraph (g) of this section, a CMS shall be operated to measure the methanol outlet concentration

to comply with the steam stripper outlet concentration requirement specified in § 63.446 (e)(4) or (e)(5).

(i) A CMS shall be operated to measure the appropriate parameters determined according to the procedures specified in paragraph (n) of this section to comply with the condensate applicability requirements specified in § 63.446(c).

(j) Each owner or operator using an open biological treatment system to comply with § 63.446(e)(2) shall perform the daily monitoring procedures specified in either paragraph (j)(1) or (2) of this section and shall conduct a performance test each quarter using the procedures specified in paragraph (j)(3) of this section.

(1) Comply with the monitoring and sampling requirements specified in paragraphs (j)(1)(i) and (ii) of this section.

(i) On a daily basis, monitor the following parameters for each open biological treatment unit:

(A) Composite daily sample of outlet soluble BOD₅ concentration to monitor for maximum daily and maximum monthly average;

(B) Mixed liquor volatile suspended solids;

(C) Horsepower of aerator unit(s);

(D) Inlet liquid flow; and

(E) Liquid temperature.

(ii) If the Inlet and Outlet Concentration Measurement Procedure (Procedure 3) in appendix C of this part is used to determine the fraction of HAP compounds degraded in the biological treatment system as specified in § 63.457(l), conduct the sampling and archival requirements specified in paragraphs (j)(1)(ii)(A) and (B) of this section.

(A) Obtain daily inlet and outlet liquid grab samples from each biological treatment unit to have HAP data available to perform quarterly performance tests specified in paragraph (j)(3) of this section and the compliance tests specified in paragraph (p) of this section.

(B) Store the samples as specified in § 63.457(n) until after the results of the soluble BOD₅ test required in paragraph (j)(1)(i)(A) of this section are obtained. The storage requirement is needed since the soluble BOD₅ test re-

quires 5 days or more to obtain results. If the results of the soluble BOD₅ test are outside of the range established during the initial performance test, then the archive sample shall be used to perform the mass removal or percent reduction determinations.

(2) As an alternative to the monitoring requirements of paragraph (j)(1) of this section, conduct daily monitoring of the site-specific parameters established according to the procedures specified in paragraph (n) of this section.

(3) Conduct a performance test as specified in § 63.457(l) within 45 days after the beginning of each quarter and meet the applicable emission limit in § 63.446(e)(2).

(i) The performance test conducted in the first quarter (annually) shall be performed for total HAP as specified in § 63.457(g) and meet the percent reduction or mass removal emission limit specified in § 63.446(e)(2).

(ii) The remaining quarterly performance tests shall be performed as specified in paragraph (j)(3)(i) of this section except owners or operators may use the applicable methanol procedure in § 63.457(l)(1) or (2) and the value of r determined during the first quarter test instead of measuring the additional HAP to determine a new value of r.

(k) Each enclosure and closed-vent system used to comply with § 63.450(a) shall comply with the requirements specified in paragraphs (k)(1) through (k)(6) of this section.

(1) For each enclosure opening, a visual inspection of the closure mechanism specified in § 63.450(b) shall be performed at least once every 30 days to ensure the opening is maintained in the closed position and sealed.

(2) Each closed-vent system required by § 63.450(a) shall be visually inspected every 30 days and at other times as requested by the Administrator. The visual inspection shall include inspection of ductwork, piping, enclosures, and connections to covers for visible evidence of defects.

(3) For positive pressure closed-vent systems or portions of closed-vent systems, demonstrate no detectable leaks as specified in § 63.450(c) measured initially and annually by the procedures in § 63.457(d).

§ 63.453

40 CFR Ch. I (7-1-07 Edition)

(4) Demonstrate initially and annually that each enclosure opening is maintained at negative pressure as specified in § 63.457(e).

(5) The valve or closure mechanism specified in § 63.450(d)(2) shall be inspected at least once every 30 days to ensure that the valve is maintained in the closed position and the emission point gas stream is not diverted through the bypass line.

(6) If an inspection required by paragraphs (k)(1) through (k)(5) of this section identifies visible defects in ductwork, piping, enclosures or connections to covers required by § 63.450, or if an instrument reading of 500 parts per million by volume or greater above background is measured, or if enclosure openings are not maintained at negative pressure, then the following corrective actions shall be taken as soon as practicable.

(i) A first effort to repair or correct the closed-vent system shall be made as soon as practicable but no later than 5 calendar days after the problem is identified.

(ii) The repair or corrective action shall be completed no later than 15 calendar days after the problem is identified. Delay of repair or corrective action is allowed if the repair or corrective action is technically infeasible without a process unit shutdown or if the owner or operator determines that the emissions resulting from immediate repair would be greater than the emissions likely to result from delay of repair. Repair of such equipment shall be completed by the end of the next process unit shutdown.

(1) Each pulping process condensate closed collection system used to comply with § 63.446(d) shall comply with the requirements specified in paragraphs (l)(1) through (l)(3) of this section.

(1) Each pulping process condensate closed collection system shall be visually inspected every 30 days and shall comply with the inspection and monitoring requirements specified in § 63.964 of subpart RR of this part, except:

(i) Owners or operators shall comply with the recordkeeping requirements of § 63.454 instead of the requirements specified in § 63.964(a)(1)(vi) and (b)(3) of subpart RR of this part.

(ii) Owners or operators shall comply with the inspection and monitoring requirements for closed-vent systems and control devices specified in paragraphs (a) and (k) of this section instead of the requirements specified in § 63.964(a)(2) of subpart RR of this part.

(2) Each condensate tank used in the closed collection system shall be operated with no detectable leaks as specified in § 63.446(d)(2)(i) measured initially and annually by the procedures specified in § 63.457(d).

(3) If an inspection required by this section identifies visible defects in the closed collection system, or if an instrument reading of 500 parts per million or greater above background is measured, then corrective actions specified in § 63.964(b) of subpart RR of this part shall be taken.

(m) Each owner or operator using a control device, technique or an alternative parameter other than those specified in paragraphs (b) through (l) of this section shall install a CMS and establish appropriate operating parameters to be monitored that demonstrate, to the Administrator's satisfaction, continuous compliance with the applicable control requirements.

(n) To establish or reestablish the value for each operating parameter required to be monitored under paragraphs (b) through (j), (l), and (m) of this section or to establish appropriate parameters for paragraphs (f), (i), (j)(2), and (m) of this section, each owner or operator shall use the following procedures:

(1) During the initial performance test required in § 63.457(a) or any subsequent performance test, continuously record the operating parameter;

(2) Determinations shall be based on the control performance and parameter data monitored during the performance test, supplemented if necessary by engineering assessments and the manufacturer's recommendations;

(3) The owner or operator shall provide for the Administrator's approval the rationale for selecting the monitoring parameters necessary to comply with paragraphs (f), (i), and (m) of this section; and

(4) Provide for the Administrator's approval the rationale for the selected

operating parameter value, and monitoring frequency, and averaging time. Include all data and calculations used to develop the value and a description of why the value, monitoring frequency, and averaging time demonstrate continuous compliance with the applicable emission standard.

(o) Each owner or operator of a control device subject to the monitoring provisions of this section shall operate the control device in a manner consistent with the minimum or maximum (as appropriate) operating parameter value or procedure required to be monitored under paragraphs (a) through (n) of this section and established under this subpart. Except as provided in paragraph (p) of this section, § 63.443(e), or § 63.446(g), operation of the control device below minimum operating parameter values or above maximum operating parameter values established under this subpart or failure to perform procedures required by this subpart shall constitute a violation of the applicable emission standard of this subpart and be reported as a period of excess emissions.

(p) The procedures of this paragraph apply to each owner or operator of an open biological treatment system complying with paragraph (j) of this section whenever a monitoring parameter excursion occurs, and the owner or operator chooses to conduct a performance test to demonstrate compliance with the applicable emission limit. A monitoring parameter excursion occurs whenever the monitoring parameters specified in paragraphs (j)(1)(i)(A) through (C) of this section or any of the monitoring parameters specified in paragraph (j)(2) of this section are below minimum operating parameter values or above maximum operating parameter values established in paragraph (n) of this section.

(1) As soon as practical after the beginning of the monitoring parameter excursion, the following requirements shall be met:

(i) Before the steps in paragraph (p)(1)(ii) or (iii) of this section are performed, all sampling and measurements necessary to meet the requirements in paragraph (p)(2) of this section shall be conducted.

(ii) Steps shall be taken to repair or adjust the operation of the process to end the parameter excursion period.

(iii) Steps shall be taken to minimize total HAP emissions to the atmosphere during the parameter excursion period.

(2) A parameter excursion is not a violation of the applicable emission standard if the results of the performance test conducted using the procedures in this paragraph demonstrate compliance with the applicable emission limit in § 63.446(e)(2).

(i) Conduct a performance test as specified in § 63.457 using the monitoring data specified in paragraph (j)(1) or (2) of this section that coincides with the time of the parameter excursion. No maintenance or changes shall be made to the open biological treatment system after the beginning of a parameter excursion that would influence the results of the performance test.

(ii) If the results of the performance test specified in paragraph (p)(2)(i) of this section demonstrate compliance with the applicable emission limit in § 63.446(e)(2), then the parameter excursion is not a violation of the applicable emission limit.

(iii) If the results of the performance test specified in paragraph (p)(2)(i) of this section do not demonstrate compliance with the applicable emission limit in § 63.446(e)(2) because the total HAP mass entering the open biological treatment system is below the level needed to demonstrate compliance with the applicable emission limit in § 63.446(e)(2), then the owner or operator shall perform the following comparisons:

(A) If the value of f_{bio} (MeOH) determined during the performance test specified in paragraph (p)(2)(i) of this section is within the range of values established during the initial and subsequent performance tests approved by the Administrator, then the parameter excursion is not a violation of the applicable standard.

(B) If the value of f_{bio} (MeOH) determined during the performance test specified in paragraph (p)(2)(i) of this section is not within the range of values established during the initial and subsequent performance tests approved

by the Administrator, then the parameter excursion is a violation of the applicable standard.

(iv) The results of the performance test specified in paragraph (p)(2)(i) of this section shall be recorded as specified in § 63.454(f).

(3) If an owner or operator determines that performing the required procedures under paragraph (p)(2) of this section for a nonthoroughly mixed open biological system would expose a worker to dangerous, hazardous, or otherwise unsafe conditions, all of the following procedures shall be performed:

(i) Calculate the mass removal or percent reduction value using the procedures specified in § 63.457(l) except the value for f_{bio} (MeOH) shall be determined using the procedures in appendix E to this part.

(ii) Repeat the procedures in paragraph (p)(3)(i) of this section for every day until the unsafe conditions have passed.

(iii) A parameter excursion is a violation of the standard if the percent reduction or mass removal determined in paragraph (p)(3)(i) of this section is less than the percent reduction or mass removal standards specified in § 63.446(e)(2), as appropriate, unless the value of f_{bio} (MeOH) determined using the procedures in appendix E of this section, as specified in paragraph (p)(3)(i), is within the range of f_{bio} (MeOH) values established during the initial and subsequent performance tests previously approved by the Administrator.

(iv) The determination that there is a condition that exposes a worker to dangerous, hazardous, or otherwise unsafe conditions shall be documented according to requirements in § 63.454(e) and reporting in § 63.455(f).

(v) The requirements of paragraphs (p)(1) and (2) of this section shall be performed and met as soon as practical but no later than 24 hours after the conditions have passed that exposed a worker to dangerous, hazardous, or otherwise unsafe conditions.

[63 FR 18617, Apr. 15, 1998, as amended at 64 FR 17563, Apr. 12, 1999; 65 FR 80762, Dec. 22, 2000]

§ 63.454 Recordkeeping requirements.

(a) The owner or operator of each affected source subject to the requirements of this subpart shall comply with the recordkeeping requirements of § 63.10, as shown in table 1 of this subpart, and the requirements specified in paragraphs (b) through (f) of this section for the monitoring parameters specified in § 63.453.

(b) For each applicable enclosure opening, closed-vent system, and closed collection system, the owner or operator shall prepare and maintain a site-specific inspection plan including a drawing or schematic of the components of applicable affected equipment and shall record the following information for each inspection:

- (1) Date of inspection;
- (2) The equipment type and identification;
- (3) Results of negative pressure tests for enclosures;
- (4) Results of leak detection tests;
- (5) The nature of the defect or leak and the method of detection (i.e., visual inspection or instrument detection);
- (6) The date the defect or leak was detected and the date of each attempt to repair the defect or leak;
- (7) Repair methods applied in each attempt to repair the defect or leak;
- (8) The reason for the delay if the defect or leak is not repaired within 15 days after discovery;
- (9) The expected date of successful repair of the defect or leak if the repair is not completed within 15 days;
- (10) The date of successful repair of the defect or leak;
- (11) The position and duration of opening of bypass line valves and the condition of any valve seals; and
- (12) The duration of the use of bypass valves on computer controlled valves.

(c) The owner or operator of a bleaching system complying with § 63.440(d)(3)(ii)(B) shall record the daily average chlorine and hypochlorite application rates, in kg of bleaching agent per megagram of ODP, of the bleaching system until the requirements specified in § 63.440(d)(3)(ii)(A) are met.

(d) The owner or operator shall record the CMS parameters specified in § 63.453 and meet the requirements

specified in paragraph (a) of this section for any new affected process equipment or pulping process condensate stream that becomes subject to the standards in this subpart due to a process change or modification.

(e) The owner or operator shall set the flow indicator on each bypass line specified in § 63.450(d)(1) to provide a record of the presence of gas stream flow in the bypass line at least once every 15 minutes.

(f) The owner or operator of an open biological treatment system complying with § 63.453(p) shall prepare a written record specifying the results of the performance test specified in § 63.453(p)(2).

[63 FR 18617, Apr. 15, 1998, as amended at 65 FR 80763, Dec. 22, 2000; 68 FR 37348, June 23, 2003]

§ 63.455 Reporting requirements.

(a) Each owner or operator of a source subject to this subpart shall comply with the reporting requirements of subpart A of this part as specified in table 1 and all the following requirements in this section. The initial notification report specified under § 63.9(b)(2) of subpart A of this part shall be submitted by April 15, 1999.

(b) Each owner or operator of a kraft pulping system specified in § 63.440(d)(1) or a bleaching system specified in § 63.440(d)(3)(ii) shall submit, with the initial notification report specified under § 63.9(b)(2) of subpart A of this part and paragraph (a) of this section and update every two years thereafter, a non-binding control strategy report containing, at a minimum, the information specified in paragraphs (b)(1) through (b)(3) of this section in addition to the information required in § 63.9(b)(2) of subpart A of this part.

(1) A description of the emission controls or process modifications selected for compliance with the control requirements in this standard.

(2) A compliance schedule, including the dates by which each step toward compliance will be reached for each emission point or sets of emission points. At a minimum, the list of dates shall include:

(i) The date by which the major study(s) for determining the compliance strategy will be completed;

(ii) The date by which contracts for emission controls or process modifications will be awarded, or the date by which orders will be issued for the purchase of major components to accomplish emission controls or process changes;

(iii) The date by which on-site construction, installation of emission control equipment, or a process change is to be initiated;

(iv) The date by which on-site construction, installation of emissions control equipment, or a process change is to be completed;

(v) The date by which final compliance is to be achieved;

(vi) For compliance with paragraph § 63.440(d)(3)(ii), the tentative dates by which compliance with effluent limitation guidelines and standards intermediate pollutant load effluent reductions and as available, all the dates for the best available technology's milestones reported in the National Pollutant Discharge Elimination System authorized under section 402 of the Clean Water Act and for the best professional milestones in the Voluntary Advanced Technology Incentives Program under 40 CFR 430.24 (b)(2); and

(vii) The date by which the final compliance tests will be performed.

(3) Until compliance is achieved, revisions or updates shall be made to the control strategy report required by paragraph (b) of this section indicating the progress made towards completing the installation of the emission controls or process modifications during the 2-year period.

(c) The owner or operator of each bleaching system complying with § 63.440(d)(3)(ii)(B) shall certify in the report specified under § 63.10(e)(3) of subpart A of this part that the daily application rates of chlorine and hypochlorite for that bleaching system have not increased as specified in § 63.440(d)(3)(ii)(B) until the requirements of § 63.440(d)(3)(ii)(A) are met.

(d) The owner or operator shall meet the requirements specified in paragraph (a) of this section upon startup of any new affected process equipment or pulping process condensate stream that becomes subject to the standards of this subpart due to a process change or modification.

(e) If the owner or operator uses the results of the performance test required in § 63.453(p)(2) to revise the approved values or ranges of the monitoring parameters specified in § 63.453(j)(1) or (2), the owner or operator shall submit an initial notification of the subsequent performance test to the Administrator as soon as practicable, but no later than 15 days, before the performance test required in § 63.453(p)(2) is scheduled to be conducted. The owner or operator shall notify the Administrator as soon as practicable, but no later than 24 hours, before the performance test is scheduled to be conducted to confirm the exact date and time of the performance test.

(f) To comply with the open biological treatment system monitoring provisions of § 63.453(p)(3), the owner or operator shall notify the Administrator as soon as practicable of the onset of the dangerous, hazardous, or otherwise unsafe conditions that did not allow a compliance determination to be conducted using the sampling and test procedures in § 63.457(l). The notification shall occur no later than 24 hours after the onset of the dangerous, hazardous, or otherwise unsafe conditions and shall include the specific reason(s) that the sampling and test procedures in § 63.457(l) could not be performed.

[63 FR 18617, Apr. 15, 1998, as amended at 65 FR 80763, Dec. 22, 2000]

§ 63.456 [Reserved]

§ 63.457 Test methods and procedures.

(a) *Initial performance test.* An initial performance test is required for all emission sources subject to the limitations in §§ 63.443, 63.444, 63.445, 63.446, and 63.447, except those controlled by a combustion device that is designed and operated as specified in § 63.443(d)(3) or (d)(4).

(b) *Vent sampling port locations and gas stream properties.* For purposes of selecting vent sampling port locations and determining vent gas stream properties, required in §§ 63.443, 63.444, 63.445, and 63.447, each owner or operator shall comply with the applicable procedures in paragraphs (b)(1) through (b)(4) of this section.

(1) Method 1 or 1A of part 60, appendix A, as appropriate, shall be used for

selection of the sampling site as follows:

(i) To sample for vent gas concentrations and volumetric flow rates, the sampling site shall be located prior to dilution of the vent gas stream and prior to release to the atmosphere;

(ii) For determining compliance with percent reduction requirements, sampling sites shall be located prior to the inlet of the control device and at the outlet of the control device; measurements shall be performed simultaneously at the two sampling sites; and

(iii) For determining compliance with concentration limits or mass emission rate limits, the sampling site shall be located at the outlet of the control device.

(2) No traverse site selection method is needed for vents smaller than 0.10 meter (4.0 inches) in diameter.

(3) The vent gas volumetric flow rate shall be determined using Method 2, 2A, 2C, or 2D of part 60, appendix A, as appropriate.

(4) The moisture content of the vent gas shall be measured using Method 4 of part 60, appendix A.

(5) To determine vent gas concentrations, the owner or operator shall conduct a minimum of three test runs that are representative of normal conditions and average the resulting pollutant concentrations using the following procedures.

(i) Method 308 in Appendix A of this part shall be used to determine the methanol concentration.

(ii) Except for the modifications specified in paragraphs (b)(5)(i)(A) through (b)(5)(i)(K) of this section, Method 26A of part 60, appendix A shall be used to determine chlorine concentration in the vent stream.

(A) *Probe/Sampling Line.* A separate probe is not required. The sampling line shall be an appropriate length of 0.64 cm (0.25 in) OD Teflon® tubing. The sample inlet end of the sampling line shall be inserted into the stack in such a way as to not entrain liquid condensation from the vent gases. The other end shall be connected to the impingers. The length of the tubing may vary from one sampling site to another, but shall be as short as possible in each situation. If sampling is conducted in sunlight, opaque tubing shall

be used. Alternatively, if transparent tubing is used, it shall be covered with opaque tape.

(B) *Impinger Train*. Three 30 milliliter (ml) capacity midget impingers shall be connected in series to the sampling line. The impingers shall have regular tapered stems. Silica gel shall be placed in the third impinger as a desiccant. All impinger train connectors shall be glass and/or Teflon®.

(C) *Critical orifice*. The critical orifice shall have a flow rate of 200 to 250 ml/min and shall be followed by a vacuum pump capable of providing a vacuum of 640 millimeters of mercury (mm Hg). A 45 millimeter diameter in-line Teflon 0.8 micrometer filter shall follow the impingers to protect the critical orifice and vacuum pump.

(D) The following are necessary for the analysis apparatus:

(1) Wash bottle filled with deionized water;

(2) 25 or 50 ml graduated burette and stand;

(3) Magnetic stirring apparatus and stir bar;

(4) Calibrated pH Meter;

(5) 150-250 ml beaker or flask; and

(6) A 5 ml pipette.

(E) The procedures listed in paragraphs (b)(5)(ii)(E)(1) through (b)(5)(ii)(E)(7) of this section shall be used to prepare the reagents.

(1) To prepare the 1 molarity (M) potassium dihydrogen phosphate solution, dissolve 13.61 grams (g) of potassium dihydrogen phosphate in water and dilute to 100 ml.

(2) To prepare the 1 M sodium hydroxide solution (NaOH), dissolve 4.0 g of sodium hydroxide in water and dilute to 100 ml.

(3) To prepare the buffered 2 percent potassium iodide solution, dissolve 20 g of potassium iodide in 900 ml water. Add 50 ml of the 1 M potassium dihydrogen phosphate solution and 30 ml of the 1 M sodium hydroxide solution. While stirring solution, measure the pH of solution electrometrically and add the 1 M sodium hydroxide solution to bring pH to between 6.95 and 7.05.

(4) To prepare the 0.1 normality (N) sodium thiosulfate solution, dissolve 25 g of sodium thiosulfate, pentahydrate, in 800 ml of freshly boiled and cooled distilled water in a 1-liter volumetric flask. Dilute to volume. To prepare the 0.01 N sodium thiosulfate solution, add 10.0 ml standardized 0.1 N sodium thiosulfate solution to a 100 ml volumetric flask, and dilute to volume with water.

(5) To standardize the 0.1 N sodium thiosulfate solution, dissolve 3.249 g of anhydrous potassium bi-iodate, primary standard quality, or 3.567 g potassium iodate dried at 103 ± 2 degrees Centigrade for 1 hour, in distilled water and dilute to 1000 ml to yield a 0.1000 N solution. Store in a glass-stoppered bottle. To 80 ml distilled water, add, with constant stirring, 1 ml concentrated sulfuric acid, 10.00 ml 0.1000 N anhydrous potassium bi-iodate, and 1 g potassium iodide. Titrate immediately with 0.1 n sodium thiosulfate titrant until the yellow color of the liberated iodine is almost discharged. Add 1 ml starch indicator solution and continue titrating until the blue color disappears. The normality of the sodium thiosulfate solution is inversely proportional to the ml of sodium thiosulfate solution consumed:

$$\text{Normality of SodiumThiosulfate} = \frac{1}{\text{ml Sodium Thiosulfate Consumed}}$$

(6) To prepare the starch indicator solution, add a small amount of cold water to 5 g starch and grind in a mortar to obtain a thin paste. Pour paste into 1 L of boiling distilled water, stir, and let settle overnight. Use clear supernate for starch indicator solution.

(7) To prepare the 10 percent sulfuric acid solution, add 10 ml of concentrated sulfuric acid to 80 ml water in a 100 ml volumetric flask. Dilute to volume.

(F) The procedures specified in paragraphs (b)(5)(ii)(F)(1) through

(b)(5)(ii)(F)(5) of this section shall be used to perform the sampling.

(1) *Preparation of Collection Train.* Measure 20 ml buffered potassium iodide solution into each of the first two impingers and connect probe, impingers, filter, critical orifice, and pump. The sampling line and the impingers shall be shielded from sunlight.

(2) *Leak and Flow Check Procedure.* Plug sampling line inlet tip and turn on pump. If a flow of bubbles is visible in either of the liquid impingers, tighten fittings and adjust connections and impingers. A leakage rate not in excess of 2 percent of the sampling rate is acceptable. Carefully remove the plug from the end of the probe. Check the flow rate at the probe inlet with a bubble tube flow meter. The flow should be comparable or slightly less than the flow rate of the critical orifice with the impingers off-line. Record the flow and turn off the pump.

(3) *Sample Collection.* Insert the sampling line into the stack and secure it with the tip slightly lower than the port height. Start the pump, recording the time. End the sampling after 60 minutes, or after yellow color is observed in the second in-line impinger. Record time and remove the tubing from the vent. Recheck flow rate at sampling line inlet and turn off pump. If the flow rate has changed significantly, redo sampling with fresh capture solution. A slight variation (less than 5 percent) in flow may be averaged. With the inlet end of the line elevated above the impingers, add about 5 ml water into the inlet tip to rinse the line into the first impinger.

(4) *Sample Analysis.* Fill the burette with 0.01 N sodium thiosulfate solution to the zero mark. Combine the contents of the impingers in the beaker or flask. Stir the solution and titrate with thiosulfate until the solution is colorless. Record the volume of the first endpoint (TN, ml). Add 5 ml of the 10 percent sulfuric acid solution, and continue the titration until the contents of the flask are again colorless. Record the total volume of titrant required to go through the first and to the second endpoint (TA, ml). If the volume of neutral titer is less than 0.5 ml, repeat the testing for a longer pe-

riod of time. It is important that sufficient lighting be present to clearly see the endpoints, which are determined when the solution turns from pale yellow to colorless. A lighted stirring plate and a white background are useful for this purpose.

(5) *Interferences.* Known interfering agents of this method are sulfur dioxide and hydrogen peroxide. Sulfur dioxide, which is used to reduce oxidant residuals in some bleaching systems, reduces formed iodine to iodide in the capture solution. It is therefore a negative interference for chlorine, and in some cases could result in erroneous negative chlorine concentrations. Any agent capable of reducing iodine to iodide could interfere in this manner. A chromium trioxide impregnated filter will capture sulfur dioxide and pass chlorine and chlorine dioxide. Hydrogen peroxide, which is commonly used as a bleaching agent in modern bleaching systems, reacts with iodide to form iodine and thus can cause a positive interference in the chlorine measurement. Due to the chemistry involved, the precision of the chlorine analysis will decrease as the ratio of chlorine dioxide to chlorine increases. Slightly negative calculated concentrations of chlorine may occur when sampling a vent gas with high concentrations of chlorine dioxide and very low concentrations of chlorine.

(G) The following calculation shall be performed to determine the corrected sampling flow rate:

$$S_C = S_U \left(\frac{BP - PW}{760} \right) \left(\frac{293}{273 + t} \right)$$

Where:

S_C=Corrected (dry standard) sampling flow rate, liters per minute;

S_U=Uncorrected sampling flow rate, L/min;

BP=Barometric pressure at time of sampling;

PW=Saturated partial pressure of water vapor, mm Hg at temperature; and

t=Ambient temperature, °C.

(H) The following calculation shall be performed to determine the moles of chlorine in the sample:

$$\text{Cl}_2 \text{ Moles} = 1/8000 (5 T_N - T_A) \times N_{\text{Thio}}$$

Where:

T_N=Volume neutral titer, ml;

Environmental Protection Agency

§ 63.457

T_A =Volume acid titer (total), ml; and
 N_{Thio} =Normality of sodium thiosulfate titrant.

(I) The following calculation shall be performed to determine the concentration of chlorine in the sample:

$$Cl_2 \text{ ppmv} = \frac{3005(5 T_N - T_A) \times N_{Thio}}{S_C \times t_S}$$

Where:

S_C =Corrected (dry standard) sampling flow rate, liters per minute;
 t_S =Time sampled, minutes;
 T_N =Volume neutral titer, ml;
 T_A =Volume acid titer (total), ml; and
 N_{Thio} =Normality of sodium thiosulfate titrant.

(J) The following calculation shall be performed to determine the moles of chlorine dioxide in the sample:

$$ClO_2 \text{ Moles} = 1/4000(T_A - T_N) \times N_{Thio}$$

Where:

T_A =Volume acid titer (total), ml;
 T_N =Volume neutral titer, ml; and
 N_{Thio} =Normality of sodium thiosulfate titrant.

(K) The following calculation shall be performed to determine the concentration of chlorine dioxide in the sample:

$$ClO_2 \text{ ppmv} = \frac{6010(T_A - T_N) \times N_{Thio}}{S_C \times t_S}$$

Where:

S_C =Corrected (dry standard) sampling flow rate, liters per minute;
 t_S =Time sampled, minutes;
 T_A =Volume acid titer (total), ml;
 T_N =Volume neutral titer, ml; and
 N_{Thio} =Normality of sodium thiosulfate titrant.

(iii) Any other method that measures the total HAP or methanol concentration that has been demonstrated to the Administrator's satisfaction.

(6) The minimum sampling time for each of the three test runs shall be 1 hour in which either an integrated sample or four grab samples shall be taken. If grab sampling is used, then the samples shall be taken at approximately equal intervals in time, such as 15 minute intervals during the test run.

(c) *Liquid sampling locations and properties.* For purposes of selecting liquid sampling locations and for determining

properties of liquid streams such as wastewaters, process waters, and condensates required in §§ 63.444, 63.446, and 63.447, the owner or operator shall comply with the following procedures:

(1) Samples shall be collected using the sampling procedures of the test method listed in paragraph (c)(3) of this section selected to determine liquid stream HAP concentrations;

(i) Where feasible, samples shall be taken from an enclosed pipe prior to the liquid stream being exposed to the atmosphere; and

(ii) When sampling from an enclosed pipe is not feasible, samples shall be collected in a manner to minimize exposure of the sample to the atmosphere and loss of HAP compounds prior to sampling.

(2) The volumetric flow rate of the entering and exiting liquid streams shall be determined using the inlet and outlet flow meters or other methods demonstrated to the Administrator's satisfaction. The volumetric flow rate measurements to determine actual mass removal shall be taken at the same time as the concentration measurements.

(3) The owner or operator shall conduct a minimum of three test runs that are representative of normal conditions and average the resulting pollutant concentrations. The minimum sampling time for each test run shall be 1 hour and the grab or composite samples shall be taken at approximately equally spaced intervals over the 1-hour test run period. The owner or operator shall use one of the following procedures to determine total HAP or methanol concentration:

(i) Method 305 in Appendix A of this part, adjusted using the following equation:

$$\bar{C} = \sum_{i=1}^n C_i / fm_i$$

Where:

\bar{C} =Pollutant concentration for the liquid stream, parts per million by weight.

C_i =Measured concentration of pollutant i in the liquid stream sample determined using Method 305, parts per million by weight.

fm_i =Pollutant-specific constant that adjusts concentration measured by Method 305 to actual liquid concentration; the fm for methanol is 0.85. Additional pollutant fm

§ 63.457

40 CFR Ch. I (7-1-07 Edition)

values can be found in table 34, subpart G of this part.

n=Number of individual pollutants, i, summed to calculate total HAP.

(ii) For determining methanol concentrations, NCASI Method DI/MEOH-94.02, Methanol in Process Liquids by GC/FID, August 1998, Methods Manual, NCASI, Research Triangle Park, NC. This test method is incorporated by reference in § 63.14(f) of subpart A of this part.

(iii) Any other method that measures total HAP concentration that has been demonstrated to the Administrator's satisfaction.

(4) To determine soluble BOD₅ in the effluent stream from an open biological treatment unit used to comply with §§ 63.446(e)(2) and 63.453(j), the owner or operator shall use Method 405.1 of part 136 of this chapter with the following modifications:

(i) Filter the sample through the filter paper, into an Erlenmeyer flask by applying a vacuum to the flask side-arm. Minimize the time for which vacuum is applied to prevent stripping of volatile organics from the sample. Replace filter paper as often as needed in order to maintain filter times of less than approximately 30 seconds per filter paper. No rinsing of sample container or filter bowl into the Erlenmeyer flask is allowed.

(ii) Perform Method 405.1 on the filtrate obtained in paragraph (c)(4) of this section. Dilution water shall be seeded with 1 milliliter of final effluent per liter of dilution water. Dilution ratios may require adjustment to reflect the lower oxygen demand of the filtered sample in comparison to the total BOD₅. Three BOD bottles and different dilutions shall be used for each sample.

(5) If the test method used to determine HAP concentration indicates that a specific HAP is not detectable, the value determined as the minimum measurement level (MML) of the selected test method for the specific HAP shall be used in the compliance demonstration calculations. To determine the MML for a specific HAP using one of the test methods specified in paragraph (c)(3) of this section, one of the procedures specified in paragraphs (c)(5)(i) and (ii) of this section shall be

performed. The MML for a particular HAP must be determined only if the HAP is not detected in the normal working range of the method.

(i) To determine the MML for a specific HAP, the following procedures shall be performed each time the method is set up. Set up is defined as the first time the analytical apparatus is placed in operation, after any shut down of 6 months or more, or any time a major component of the analytical apparatus is replaced.

(A) Select a concentration value for the specific HAP in question to represent the MML. The value of the MML selected shall not be below the calibration standard of the selected test method.

(B) Measure the concentration of the specific HAP in a minimum of three replicate samples using the selected test method. All replicate samples shall be run through the entire analytical procedure. The samples must contain the specific HAP at the selected MML concentration and should be representative of the liquid streams to be analyzed in the compliance demonstration. Spiking of the liquid samples with a known concentration of the target HAP may be necessary to ensure that the HAP concentration in the three replicate samples is at the selected MML. The concentration of the HAP in the spiked sample must be within 50 percent of the proposed MML for the demonstration to be valid. As an alternative to spiking, a field sample above the MML may be diluted to produce a HAP concentration at the MML. To be a valid demonstration, the diluted sample must have a HAP concentration within 20 percent of the proposed MML, and the field sample must not be diluted by more than a factor of five.

(C) Calculate the relative standard deviation (RSD) and the upper confidence limit at the 95 percent confidence level using the measured HAP concentrations determined in paragraph (c)(5)(i)(B) of this section. If the upper confidence limit of the RSD is less than 30 percent, then the selected MML is acceptable. If the upper confidence limit of the RSD is greater than or equal to 30 percent, then the

selected MML is too low, and the procedures specified in paragraphs (c)(5)(i)(A) through (C) of this section must be repeated.

(ii) Provide for the Administrator's approval the selected value of the MML for a specific HAP and the rationale for selecting the MML including all data and calculations used to determine the MML. The approved MML must be used in all applicable compliance demonstration calculations.

(6) When using the MML determined using the procedures in paragraph (c)(5)(ii) of this section or when using the MML determined using the procedures in paragraph (c)(5)(i), except during set up, the analytical laboratory conducting the analysis must perform and meet the following quality assurance procedures each time a set of samples is analyzed to determine compliance.

(i) Using the selected test method, analyze in triplicate the concentration of the specific HAP in a representative sample. The sample must contain the specific HAP at a concentration that is within a factor of two of the MML. If there are no samples in the set being analyzed that contain the specific HAP at an appropriate concentration, then a sample below the MML may be spiked to produce the appropriate concentration, or a sample at a higher level may be diluted. After spiking, the sample must contain the specific HAP within 50 percent of the MML. If dilution is used instead, the diluted sample must contain the specific HAP within 20 percent of the MML and must not be diluted by more than a factor of five.

(ii) Calculate the RSD using the measured HAP concentrations determined in paragraph (c)(6)(i) of this section. If the RSD is less than 20 percent, then the laboratory is performing acceptably.

(d) *Detectable leak procedures.* To measure detectable leaks for closed-vent systems as specified in § 63.450 or for pulping process wastewater collection systems as specified in § 63.446(d)(2)(i), the owner or operator shall comply with the following:

(1) Method 21, of part 60, appendix A; and

(2) The instrument specified in Method 21 shall be calibrated before use ac-

ording to the procedures specified in Method 21 on each day that leak checks are performed. The following calibration gases shall be used:

(i) Zero air (less than 10 parts per million by volume of hydrocarbon in air); and

(ii) A mixture of methane or n-hexane and air at a concentration of approximately, but less than, 10,000 parts per million by volume methane or n-hexane.

(e) *Negative pressure procedures.* To demonstrate negative pressure at process equipment enclosure openings as specified in § 63.450(b), the owner or operator shall use one of the following procedures:

(1) An anemometer to demonstrate flow into the enclosure opening;

(2) Measure the static pressure across the opening;

(3) Smoke tubes to demonstrate flow into the enclosure opening; or

(4) Any other industrial ventilation test method demonstrated to the Administrator's satisfaction.

(f) *HAP concentration measurements.* For purposes of complying with the requirements in §§ 63.443, 63.444, and 63.447, the owner or operator shall measure the total HAP concentration as one of the following:

(1) As the sum of all individual HAPs; or

(2) As methanol.

(g) *Condensate HAP concentration measurement.* For purposes of complying with the kraft pulping condensate requirements in § 63.446, the owner or operator shall measure the total HAP concentration as methanol. For biological treatment systems complying with § 63.446(e)(2), the owner or operator shall measure total HAP as acetaldehyde, methanol, methyl ethyl ketone, and propionaldehyde and follow the procedures in § 63.457(1)(1) or (2).

(h) *Bleaching HAP concentration measurement.* For purposes of complying with the bleaching system requirements in § 63.445, the owner or operator shall measure the total HAP concentration as the sum of all individual chlorinated HAPs or as chlorine.

(i) *Vent gas stream calculations.* To demonstrate compliance with the mass emission rate, mass emission rate per

§ 63.457

megagram of ODP, and percent reduction requirements for vent gas streams specified in §§ 63.443, 63.444, 63.445, and 63.447, the owner or operator shall use the following:

(1) The total HAP mass emission rate shall be calculated using the following equation:

$$E = K_2 \left[\sum_{j=1}^n C_j M_j \right] Q_s$$

Where:

E=Mass emission rate of total HAP from the sampled vent, kilograms per hour.

K₂=Constant, 2.494×10⁻⁶ (parts per million by volume)⁻¹ (gram-mole per standard cubic meter) (kilogram/gram) (minutes/hour), where standard temperature for (gram-mole per standard cubic meter) is 20 °C.

C_j=Concentration on a dry basis of pollutant j in parts per million by volume as measured by the test methods specified in paragraph (b) of this section.

M_j=Molecular weight of pollutant j, gram/gram-mole.

Q_s=Vent gas stream flow rate (dry standard cubic meter per minute) at a temperature of 20 °C as indicated in paragraph (b) of this section.

n=Number of individual pollutants, 1, summed to calculate total HAP.

(2) The total HAP mass emission rate per megagram of ODP shall be calculated using the following equation:

$$F = \frac{E}{P}$$

Where:

F=Mass emission rate of total HAP from the sampled vent, in kilograms per megagram of ODP.

E=Mass emission rate of total HAP from the sampled vent, in kilograms per hour determined as specified in paragraph (1) of this section.

P=The production rate of pulp during the sampling period, in megagrams of ODP per hour.

(3) The total HAP percent reduction shall be calculated using the following equation:

$$R = \frac{E_i - E_o}{E_i} (100)$$

Where:

R=Efficiency of control device, percent.

E_i=Inlet mass emission rate of total HAP from the sampled vent, in kilograms of

40 CFR Ch. I (7-1-07 Edition)

pollutant per hour, determined as specified in paragraph (1)(1) of this section.

E_o=Outlet mass emission rate of total HAP from the sampled vent, in kilograms of pollutant per hour, determined as specified in paragraph (1)(1) of this section.

(j) *Liquid stream calculations.* To demonstrate compliance with the mass flow rate, mass per megagram of ODP, and percent reduction requirements for liquid streams specified in § 63.446, the owner or operator shall use the following:

(1) The mass flow rates of total HAP or methanol entering and exiting the treatment process shall be calculated using the following equations:

$$E_b = \frac{K}{n \times 10^6} \left(\sum_{i=1}^n V_{bi} C_{bi} \right)$$

$$E_a = \frac{K}{n \times 10^6} \left(\sum_{i=1}^n V_{ai} C_{ai} \right)$$

Where:

E_b=Mass flow rate of total HAP or methanol in the liquid stream entering the treatment process, kilograms per hour.

E_a=Mass flow rate of total HAP or methanol in the liquid exiting the treatment process, kilograms per hour.

K=Density of the liquid stream, kilograms per cubic meter.

V_{bi}=Volumetric flow rate of liquid stream entering the treatment process during each run i, cubic meters per hour, determined as specified in paragraph (c) of this section.

V_{ai}=Volumetric flow rate of liquid stream exiting the treatment process during each run i, cubic meters per hour, determined as specified in paragraph (c) of this section.

C_{bi}=Concentration of total HAP or methanol in the stream entering the treatment process during each run i, parts per million by weight, determined as specified in paragraph (c) of this section.

C_{ai}=Concentration of total HAP or methanol in the stream exiting the treatment process during each run i, parts per million by weight, determined as specified in paragraph (c) of this section.

n=Number of runs.

(2) The mass of total HAP or methanol per megagram ODP shall be calculated using the following equation:

$$F = \frac{E_a}{P}$$

Where:

Environmental Protection Agency

§ 63.457

F=Mass loading of total HAP or methanol in the sample, in kilograms per megagram of ODP.

E_a=Mass flow rate of total HAP or methanol in the wastewater stream in kilograms per hour as determined using the procedures in paragraph (j)(1) of this section.

P=The production rate of pulp during the sampling period in megagrams of ODP per hour.

(3) The percent reduction of total HAP across the applicable treatment process shall be calculated using the following equation:

$$R = \frac{E_b - E_a}{E_b} \times 100$$

Where:

R=Control efficiency of the treatment process, percent.

E_a=Mass flow rate of total HAP in the stream entering the treatment process, kilograms per hour, as determined in paragraph (j)(1) of this section.

E_b=Mass flow rate of total HAP in the stream exiting the treatment process, kilograms per hour, as determined in paragraph (j)(1) of this section.

(4) Compounds that meet the requirements specified in paragraphs (j)(4)(i) or (4)(ii) of this section are not required to be included in the mass flow rate, mass per megagram of ODP, or the mass percent reduction determinations.

(i) Compounds with concentrations at the point of determination that are below 1 part per million by weight; or

(ii) Compounds with concentrations at the point of determination that are below the lower detection limit where the lower detection limit is greater than 1 part per million by weight.

(k) *Oxygen concentration correction procedures.* To demonstrate compliance with the total HAP concentration limit of 20 ppmv in § 63.443(d)(2), the concentration measured using the methods specified in paragraph (b)(5) of this section shall be corrected to 10 percent oxygen using the following procedures:

(1) The emission rate correction factor and excess air integrated sampling and analysis procedures of Methods 3A or 3B of part 60, appendix A shall be used to determine the oxygen concentration. The samples shall be taken at the same time that the HAP samples are taken.

(2) The concentration corrected to 10 percent oxygen shall be computed using the following equation:

$$C_c = C_m \left(\frac{10.9}{20.9 - \%O_{2d}} \right)$$

Where:

C_c=Concentration of total HAP corrected to 10 percent oxygen, dry basis, parts per million by volume.

C_m=Concentration of total HAP dry basis, parts per million by volume, as specified in paragraph (b) of this section.

%O_{2d}=Concentration of oxygen, dry basis, percent by volume.

(1) *Biological treatment system percent reduction and mass removal calculations.* To demonstrate compliance with the condensate treatment standards specified in § 63.446(e)(2) and the monitoring requirements specified in § 63.453(j)(3) using a biological treatment system, the owner or operator shall use one of the procedures specified in paragraphs (1)(1) and (2) of this section. Owners or operators using a nonthoroughly mixed open biological treatment system shall also comply with paragraph (1)(3) of this section.

(1) *Percent reduction methanol procedure.* For the purposes of complying with the condensate treatment requirements specified in § 63.446(e)(2) and (3), the methanol percent reduction shall be calculated using the following equations:

$$R = \frac{f_{\text{bio}}(\text{MeOH})}{(1 + 1.087(r))} * 100$$

$$r = \frac{F_{(\text{nonmethanol})}}{F_{(\text{methanol})}}$$

Where:

R = Percent destruction.

f_{bio}(MeOH) = The fraction of methanol removed in the biological treatment system.

The site-specific biorate constants shall be determined using the appropriate procedures specified in appendix C of this part.

r = Ratio of the sum of acetaldehyde, methyl ethyl ketone, and propionaldehyde mass to methanol mass.

F_(nonmethanol) = The sum of acetaldehyde, methyl ethyl ketone, and propionaldehyde mass flow rates (kg/Mg ODP) entering the biological treatment system determined using the procedures in paragraph (j)(2) of this section.

§ 63.458

40 CFR Ch. I (7-1-07 Edition)

F^(methanol) = The mass flow rate (kg/Mg ODP) of methanol entering the system determined using the procedures in paragraph (j)(2) of this section.

(2) *Mass removal methanol procedure.* For the purposes of complying with the condensate treatment requirements specified in § 63.446(e)(2) and (4), or § 63.446(e)(2) and (5), the methanol mass removal shall be calculated using the following equation:

$$F = F_b * (f_{bio}(MeOH) / (1 + 1.087(r)))$$

Where:

F = Methanol mass removal (kg/Mg ODP).

F_b = Inlet mass flow rate of methanol (kg/Mg ODP) determined using the procedures in paragraph (j)(2) of this section.

f_{bio}(MeOH) = The fraction of methanol removed in the biological treatment system.

The site-specific biorate constants shall be determined using the appropriate procedures specified in appendix C of this part.

r = Ratio of the sum of acetaldehyde, methyl ethyl ketone, and propionaldehyde mass to methanol mass determined using the procedures in paragraph (1) of this section.

(3) The owner or operator of a non-thoroughly mixed open biological treatment system using the monitoring requirements specified in § 63.453(p)(3) shall follow the procedures specified in section III.B.1 of appendix E of this part to determine the borate constant, K_s, and characterize the open biological treatment system during the initial and any subsequent performance tests.

(m) *Condensate segregation procedures.* The following procedures shall be used to demonstrate compliance with the condensate segregation requirements specified in § 63.446(c).

(1) To demonstrate compliance with the percent mass requirements specified in § 63.446(c)(2), the procedures specified in paragraphs (m)(1)(i) through (iii) of this section shall be performed.

(i) Determine the total HAP mass of all condensates from each equipment system listed in § 63.446 (b)(1) through (b)(3) using the procedures specified in paragraphs (c) and (j) of this section.

(ii) Multiply the total HAP mass determined in paragraph (m)(1)(i) of this section by 0.65 to determine the target HAP mass for the high-HAP fraction condensate stream or streams.

(iii) Compliance with the segregation requirements specified in § 63.446(c)(2) is demonstrated if the condensate stream or streams from each equipment system listed in § 63.446(b)(1) through (3) being treated as specified in § 63.446(e) contain at least as much total HAP mass as the target total HAP mass determined in paragraph (m)(1)(ii) of this section.

(2) To demonstrate compliance with the percent mass requirements specified in § 63.446(c)(3), the procedures specified in paragraphs (m)(2)(i) through (ii) of this section shall be performed.

(i) Determine the total HAP mass contained in the high-HAP fraction condensates from each equipment system listed in § 63.446(b)(1) through (b)(3) and the total condensates streams from the equipment systems listed in § 63.446(b)(4) and (b)(5), using the procedures specified in paragraphs (c) and (j) of this section.

(ii) Compliance with the segregation requirements specified in § 63.446(c)(3) is demonstrated if the total HAP mass determined in paragraph (m)(2)(i) of this section is equal to or greater than the appropriate mass requirements specified in § 63.446(c)(3).

(n) *Open biological treatment system monitoring sampling storage.* The inlet and outlet grab samples required to be collected in § 63.453(j)(1)(i) shall be stored at 4 °C (40 °F) to minimize the biodegradation of the organic compounds in the samples.

[63 FR 18617, Apr. 15, 1998, as amended at 64 FR 17564, Apr. 12, 1999; 65 FR 80763, Dec. 22, 2000; 66 FR 24269, May 14, 2001]

§ 63.458 Implementation and enforcement.

(a) This subpart can be implemented and enforced by the U.S. EPA, or a delegated authority such as the applicable State, local, or Tribal agency. If the U.S. EPA Administrator has delegated authority to a State, local, or Tribal agency, then that agency, in addition to the U.S. EPA, has the authority to implement and enforce this subpart. Contact the applicable U.S. EPA Regional Office to find out if this subpart is delegated to a State, local, or Tribal agency.

(b) In delegating implementation and enforcement authority of this subpart to a State, local, or Tribal agency under subpart E of this part, the authorities contained in paragraph (c) of this section are retained by the Administrator of U.S. EPA and cannot be transferred to the State, local, or Tribal agency.

(c) The authorities that cannot be delegated to State, local, or Tribal agencies are as specified in paragraphs (c)(1) through (4) of this section.

(1) Approval of alternatives to the requirements in §§ 63.440, 63.443 through 63.447 and 63.450. Where these standards reference another subpart, the cited provisions will be delegated according to the delegation provisions of the referenced subpart.

(2) Approval of alternatives to using §§ 63.457(b)(5)(iii), 63.457(c)(3)(ii) through (iii), and 63.257(c)(5)(ii), and any major alternatives to test methods under § 63.7(e)(2)(ii) and (f), as defined in § 63.90, and as required in this subpart.

(3) Approval of alternatives using § 64.453(m) and any major alternatives to monitoring under § 63.8(f), as defined in § 63.90, and as required in this subpart.

(4) Approval of major alternatives to recordkeeping and reporting under § 63.10(f), as defined in § 63.90, and as required in this subpart.

[68 FR 37348, June 23, 2003]

§ 63.459 Alternative standards.

(a) *Flint River Mill.* The owner or operator of the pulping system using the kraft process at the manufacturing facility, commonly called Weyerhaeuser Company Flint River Operations, at Old Stagecoach Road, Oglethorpe, Georgia, (hereafter the Site) shall comply with all provisions of this subpart, except as specified in paragraphs (a)(1) through (a)(5) of this section.

(1) The owner or operator of the pulping system is not required to control total HAP emissions from equipment systems specified in paragraphs (a)(1)(i) and (a)(1)(ii) if the owner or op-

erator complies with paragraphs (a)(2) through (a)(5) of this section.

(i) The brownstock diffusion washer vent and first stage brownstock diffusion washer filtrate tank vent in the pulp washing system specified in § 63.443(a)(1)(iii).

(ii) The oxygen delignification system specified in § 63.443(a)(1)(v).

(2) The owner or operator of the pulping system shall control total HAP emissions from equipment systems listed in paragraphs (a)(2)(i) through (a)(2)(ix) of this section as specified in § 63.443(c) and (d) of this subpart no later than April 16, 2002.

- (i) The weak liquor storage tank;
- (ii) The boilout tank;
- (iii) The utility tank;
- (iv) The fifty percent solids black liquor storage tank;
- (v) The south sixty-seven percent solids black liquor storage tank;
- (vi) The north sixty-seven percent solids black liquor storage tank;
- (vii) The precipitator make down tanks numbers one, two and three;
- (viii) The salt cake mix tank; and
- (ix) The NaSH storage tank.

(3) The owner and operator of the pulping system shall operate the Isothermal Cooking system at the site while pulp is being produced in the continuous digester at any time after April 16, 2002.

(i) The owner or operator shall monitor the following parameters to demonstrate that isothermal cooking is in operation:

- (A) Continuous digester dilution factor; and
- (B) The difference between the continuous digester vapor zone temperature and the continuous digester extraction header temperature.

(ii) The isothermal cooking system shall be in operation when the continuous digester dilution factor and the temperature difference between the continuous digester vapor zone temperature and the continuous digester extraction header temperature are maintained as set forth in Table 2:

TABLE 2 TO SUBPART S—ISOTHERMAL COOKING SYSTEM OPERATIONAL VALUES

Parameter	Instrument number	Limit	Units
Digester Dilution Factor	K1DILFAC	>0.0	None

TABLE 2 TO SUBPART S—ISOTHERMAL COOKING SYSTEM OPERATIONAL VALUES—Continued

Parameter	Instrument number	Limit	Units
Difference in Digester Vapor Zone Temperature and Digester Extraction Header Temperature	03TI0311	<10	Degrees F.
	03TI0329.		

(iii) The owner or operator shall certify annually the operational status of the isothermal cooking system.

(4) [Reserved]

(5) *Definitions.* All descriptions and references to equipment and emission unit ID numbers refer to equipment at the Site. All terms used in this paragraph shall have the meaning given them in this part and this paragraph. For the purposes of this paragraph only the following additional definitions apply:

Boilout tank means the tank that provides tank storage capacity for recovery of black liquor spills and evaporator water washes for return to the evaporators (emission unit ID No. U606);

Brownstock diffusion washer means the equipment used to wash pulp from the surge chests to further reduce lignin carryover in the pulp;

Continuous digester means the digester system used to chemically and thermally remove the lignin binding the wood chips to produce individual pulp fibers (emission unit ID No. P300);

Fifty percent solids black liquor storage tank means the tank used to store intermediate black liquor prior to final evaporation in the 1A, 1B, and 1C Concentrators (emission unit ID No. U605);

First stage brownstock diffusion washer means the equipment that receives and stores filtrate from the first stage of washing for return to the pressure diffusion washer;

Isothermal cooking system means the 1995-1996 modernization of brownstock pulping process including conversion of the Kamyr continuous vapor phase digester to an extended delignification unit and changes in the knotting, screening, and oxygen stage systems;

NaSH storage tank means the tank used to store sodium hydrosulfite solution prior to use as make-up to the liquor system

North sixty-seven percent solids black liquor storage tank means one of two

tanks used to store black liquor prior to burning in the Recovery Boiler for chemical recovery (emission unit ID No. U501);

Precipitator make down tank numbers one, two and three mean tanks used to mix collected particulate from electrostatic precipitator chamber number one with 67% black liquor for recycle to chemical recovery in the Recovery Boiler (emission unit ID Nos. U504, U505 and U506);

Salt cake mix tank means the tank used to mix collected particulate from economizer hoppers with black liquor for recycle to chemical recovery in the Recovery Boiler (emission unit ID No. U503);

South sixty-seven percent solids black liquor storage tank means one of two tanks used to store black liquor prior to burning in the Recovery Boiler for chemical recovery (emission unit ID No. U502);

Utility tank means the tank used to store fifty percent liquor and, during black liquor tank inspections and repairs, to serve as a backup liquor storage tank (emission unit ID No. U611);

Weak gas system means high volume, low concentration or HVLC system as defined in §63.441; and

Weak liquor storage tank means the tank that provide surge capacity for weak black liquor from digesting prior to feed to multiple effect evaporators (emission unit ID No. U610).

(b) *Tomahawk Wisconsin Mill*—(1) *Applicability.* (i) The provisions of this paragraph (b) apply to the owner or operator of the stand-alone semi-chemical pulp and paper mill located at N9090 County Road E in Tomahawk, Wisconsin, referred to as the Tomahawk Mill.

(ii) The owner or operator is not required to comply with the provisions of this paragraph (b) if the owner and operator chooses to comply with the otherwise applicable sections of this subpart and provides the EPA with notice.

(iii) If the owner or operator chooses to comply with the provisions of this paragraph (b) the owner or operator shall comply with all applicable provisions of this part, including this subpart, except the following:

- (A) Section 63.443(b);
- (B) Section 63.443(c); and
- (C) Section 63.443(d).

(2) *Collection and routing of HAP emissions.* (i) The owner or operator shall collect the total HAP emissions from each LVHC system.

(ii) Each LVHC system shall be enclosed and the HAP emissions shall be vented into a closed-vent system. The enclosures and closed-vent system shall meet requirements specified in paragraph (b)(6) of this section.

(iii) The HAP emissions shall be routed as follows:

(A) The HAP emissions collected in the closed-vent system from the digester system shall be routed through the primary indirect contact condenser, secondary indirect contact condenser, and evaporator indirect contact condenser; and

(B) The HAP emissions collected in the closed-vent system from the evaporator system and foul condensate standpipe shall be routed through the evaporator indirect contact condenser.

(3) *Collection and routing of pulping process condensates.* (i) The owner or operator shall collect the pulping process

condensates from the following equipment systems:

- (A) Primary indirect contact condenser;
- (B) Secondary indirect contact condenser; and
- (C) Evaporator indirect contact condenser.

(ii) The collected pulping process condensates shall be conveyed in a closed collection system that is designed and operated to meet the requirements specified in paragraph (b)(7) of this section.

(iii) The collected pulping process condensates shall be routed in the closed collection system to the wastewater treatment plant anaerobic basins for biodegradation.

(iv) The pulping process condensates shall be discharged into the wastewater treatment plant anaerobic basins below the liquid surface of the wastewater treatment plant anaerobic basins.

(4) *HAP destruction efficiency requirements of the wastewater treatment plant.*

(i) The owner or operator shall achieve a destruction efficiency of at least one pound of HAPs per ton of ODP by biodegradation in the wastewater treatment plant.

(ii) The following calculation shall be performed to determine the HAP destruction efficiency by biodegradation in the wastewater treatment plant:

$$\text{HAP}_d = \frac{[(\text{RME}_{fr} \times \text{RME}_c) + (\text{PPC}_{fr} \times \text{PPC}_c) - (\text{ABD}_{fr} \times \text{ABD}_c)] \times 8.34}{\text{ODP}_r}$$

Where:

HAP_d = HAP destruction efficiency of wastewater treatment plant (pounds of HAPs per ton of ODP);

RME_{fr} = flow rate of raw mill effluent (millions of gallons per day);

RME_c = HAP concentration of raw mill effluent (milligrams per liter);

PPC_{fr} = flow rate of pulping process condensates (millions of gallons per day);

PPC_c = HAP concentration of pulping process condensates (milligrams per liter);

ABD_{fr} = flow rate of anaerobic basin discharge (millions of gallons per day);

ABD_c = HAP concentration of anaerobic basin discharge (milligrams per liter); and

ODP_r = rate of production of oven dried pulp (tons per day).

(5) *Monitoring requirements and parameter ranges.* (i) The owner or operator shall install, calibrate, operate, and maintain according to the manufacturer's specifications a continuous monitoring system (CMS, as defined in § 63.2), using a continuous recorder, to monitor the following parameters:

(A) Evaporator indirect contact condenser vent temperature;

(B) Pulping process condensates flow rate;

(C) Wastewater treatment plant effluent flow rate; and

(D) Production rate of ODP.

(ii) The owner or operator shall additionally monitor, on a daily basis, in each of the four anaerobic basins, the ratio of volatile acid to alkalinity (VA/A ratio). The owner or operator shall use the test methods identified for determining acidity and alkalinity as specified in 40 CFR 136.3, Table 1B.

(iii) The temperature of the evaporator indirect contact condenser vent shall be maintained at or below 140 °F on a continuous basis.

(iv) The VA/A ratio in each of the four anaerobic basins shall be maintained at or below 0.5 on a continuous basis.

(A) The owner or operator shall measure the methanol concentration of the outfall of any basin (using NCASI Method DI/MEOH 94.03) when the VA/A ratio of that basin exceeds the following:

(1) 0.38, or

(2) The highest VA/A ratio at which the outfall of any basin has previously measured non-detect for methanol (using NCASI Method DI/MEOH 94.03).

(B) If the outfall of that basin measures detect for methanol, the owner or operator shall verify compliance with the emission standard specified in paragraph (b)(4) of this section by conducting a performance test pursuant to the requirements specified in paragraph (b)(8) of this section.

(v) The owner or operator may seek to establish or reestablish the parameter ranges, and/or the parameters required to be monitored as provided in paragraphs (b)(5)(1) through (v) of this section, by following the provisions of § 63.453(n)(1) through (4).

(6) *Standards and monitoring requirements for each enclosure and closed-vent system.* (1) The owner or operator shall comply with the design and operational requirements specified in paragraphs (b)(6)(i) through (iv) of this section, and the monitoring requirements of paragraphs (b)(6)(v) through (x) of this section for each enclosure and closed-vent system used for collecting and routing of HAP emissions as specified in paragraph (b)(2) of this section.

(ii) Each enclosure shall be maintained at negative pressure at each en-

closure or hood opening as demonstrated by the procedures specified in § 63.457(e). Each enclosure or hood opening closed during the initial performance test shall be maintained in the same closed and sealed position as during the performance test at all times except when necessary to use the opening for sampling, inspection, maintenance, or repairs.

(iii) Each component of the closed-vent system that is operated at positive pressure shall be designed for and operated with no detectable leaks as indicated by an instrument reading of less than 500 parts per million by volume above background, as measured by the procedures specified in § 63.457(d).

(iv) Each bypass line in the closed-vent system that could divert vent streams containing HAPs to the atmosphere without meeting the routing requirements specified in paragraph (b)(2) of this section shall comply with either of the following requirements:

(A) On each bypass line, the owner or operator shall install, calibrate, maintain, and operate according to the manufacturer's specifications a flow indicator that provides a record of the presence of gas stream flow in the bypass line at least once every 15 minutes. The flow indicator shall be installed in the bypass line in such a way as to indicate flow in the bypass line; or

(B) For bypass line valves that are not computer controlled, the owner or operator shall maintain the bypass line valve in the closed position with a car seal or seal placed on the valve or closure mechanism in such a way that the valve or closure mechanism cannot be opened without breaking the seal.

(v) For each enclosure opening, the owner or operator shall perform, at least once every 30 days, a visual inspection of the closure mechanism specified in paragraph (b)(6)(ii) of this section to ensure the opening is maintained in the closed position and sealed.

(vi) For each closed-vent system required by paragraph (b)(2) of this section, the owner or operator shall perform a visual inspection every 30 days and at other times as requested by the Administrator. The visual inspection shall include inspection of ductwork,

pipings, enclosures, and connections to covers for visible evidence of defects.

(vii) For positive pressure closed-vent systems, or portions of closed-vent systems, the owner or operator shall demonstrate no detectable leaks as specified in paragraph (b)(6)(iii) of this section, measured initially and annually by the procedures in § 63.457(d).

(viii) For each enclosure that is maintained at negative pressure, the owner or operator shall demonstrate initially and annually that it is maintained at negative pressure as specified in § 63.457(e).

(ix) For each valve or closure mechanism as specified in paragraph (b)(6)(iv)(B) of this section, the owner or operator shall perform an inspection at least once every 30 days to ensure that the valve is maintained in the closed position and the emissions point gas stream is not diverted through the bypass line.

(x) If an inspection required by paragraph (b)(6) of this section identifies visible defects in ductwork, piping, enclosures, or connections to covers required by paragraph (b)(6) of this section, or if an instrument reading of 500 parts per million by volume or greater above background is measured, or if the enclosure openings are not maintained at negative pressure, then the following corrective actions shall be taken as soon as follows:

(A) A first effort to repair or correct the closed-vent system shall be made as soon as practicable but no later than 5 calendar days after the problem is identified.

(B) The repair or corrective action shall be completed no later than 15 calendar days after the problem is identified.

(7) *Standards and monitoring requirements for the pulping process condensates closed collection system.* (i) The owner or operator shall comply with the design and operational requirements specified in paragraphs (b)(7)(i) through (iii) of this section, and monitoring requirements of paragraph (b)(7)(iv) for the equipment systems in paragraph (b)(3) of this section used to route the pulping process condensates in a closed collection system.

(ii) Each closed collection system shall meet the individual drain system

requirements specified in §§ 63.960, 63.961, and 63.962, except that the closed vent systems shall be designed and operated in accordance with paragraph (b)(6) of this section, instead of in accordance with § 63.693 as specified in § 63.692(a)(3)(ii), (b)(3)(i)(A), and (b)(3)(i)(B)(5)(iii); and

(iii) If a condensate tank is used in the closed collection system, the tank shall meet the following requirements:

(A) The fixed roof and all openings (*e.g.*, access hatches, sampling ports, gauge wells) shall be designed and operated with no detectable leaks as indicated by an instrument reading of less than 500 parts per million above background, and vented into a closed-vent system that meets the requirements of paragraph (b)(6) of this section and routed in accordance with paragraph (b)(2) of this section; and

(B) Each opening shall be maintained in a closed, sealed position (*e.g.*, covered by a lid that is gasketed and latched) at all times that the tank contains pulping process condensates or any HAPs removed from a pulping process condensate stream except when it is necessary to use the opening for sampling, removal, or for equipment inspection, maintenance, or repair.

(iv) For each pulping process condensate closed collection system used to comply with paragraph (b)(3) of this section, the owner or operator shall perform a visual inspection every 30 days and shall comply with the inspection and monitoring requirements specified in § 63.964 except for the closed-vent system and control device inspection and monitoring requirements specified in § 63.964(a)(2).

(8) *Quarterly performance testing.* (i) The owner or operator shall, within 45 days after the beginning of each quarter, conduct a performance test.

(ii) The owner or operator shall use NCASI Method DI/HAPS-99.01 to collect a grab sample and determine the HAP concentration of the Raw Mill Effluent, Pulping Process Condensates, and Anaerobic Basin Discharge for the quarterly performance test conducted during the first quarter each year.

(iii) For each of the remaining three quarters, the owner or operator may use NCASI Method DI/MEOH 94.03 as a surrogate to collect and determine the

HAP concentration of the Raw Mill Effluent, Pulping Process Condensates, and Anaerobic Basin Discharge.

(iv) The sample used to determine the HAP or Methanol concentration in the Raw Mill Effluent, Pulping Process Condensates, or Anaerobic Basin Discharge shall be a composite of four grab samples taken evenly spaced over an eight hour time period.

(v) The Raw Mill Effluent grab samples shall be taken from the raw mill effluent composite sampler.

(vi) The Pulping Process Condensates grab samples shall be taken from a line tap on the closed condensate collection system prior to discharge into the wastewater treatment plant.

(vii) The Anaerobic Basic Discharge grab samples shall be taken subsequent to the confluence of the four anaerobic basin discharges.

(viii) The flow rate of the Raw Mill Effluent, Pulping Process Condensates, and Anaerobic Basin Discharge, and the production rate of ODP shall be averaged over eight hours.

(ix) The data collected as specified in paragraphs (b)(5) and (b)(8) of this section shall be used to determine the HAP destruction efficiency of the wastewater treatment plant as specified in paragraph (b)(4)(ii) of this section.

(x) The HAP destruction efficiency shall be at least as great as that specified by paragraph (b)(4)(i) of this section.

(9) *Recordkeeping requirements.* (i) The owner or operator shall comply with the recordkeeping requirements as specified in Table 1 of subpart S of part 63 as it pertains to §63.10.

(ii) The owner or operator shall comply with the recordkeeping requirements as specified in §63.454(b).

(iii) The owner or operator shall comply with the recordkeeping requirements as specified in §63.453(d).

(10) *Reporting requirements.* (i) Each owner or operator shall comply with the reporting requirements as specified in Table 1 of §63.10.

(ii) Each owner or operator shall comply with the reporting requirements as specified in §63.455(d).

(11) *Violations.* (i) Failure to comply with any applicable provision of this part shall constitute a violation.

(ii) Periods of excess emissions shall not constitute a violation provided the time of excess emissions (excluding periods of startup, shutdown, or malfunction) divided by the total process operating time in a semi-annual reporting period does not exceed one percent. All periods of excess emission (including periods of startup, shutdown, and malfunction) shall be reported, and shall include:

(A) Failure to monitor a parameter, or maintain a parameter within minimum or maximum (as appropriate) ranges as specified in paragraph (b)(5), (b)(6), or (b)(7) of this section; and

(B) Failure to meet the HAP destruction efficiency standard specified in paragraph (b)(4) of this section.

(iii) Notwithstanding paragraph (b)(11)(ii) of this section, any excess emissions that present an imminent threat to public health or the environment, or may cause serious harm to public health or the environment, shall constitute a violation.

[66 FR 34124, June 27, 2001, as amended at 66 FR 52538, Oct. 16, 2001; 69 FR 19740, Apr. 13, 2004]

TABLE 1 TO SUBPART S OF PART 63—GENERAL PROVISIONS APPLICABILITY TO SUBPART S ^A

Reference	Applies to Subpart S	Comment
63.1(a)(1)–(3)	Yes	Subpart S (this table) specifies applicability of each paragraph in subpart A to subpart S. Section reserved. Section reserved. Subpart S and other cross-referenced subparts specify calendar or operating day.
63.1(a)(4)	Yes	
63.1(a)(5)	No	
63.1(a)(6)–(8)	Yes	
63.1(a)(9)	No	
63.1(a)(10)	No	
63.1(a)(11)–(14)	Yes	

Environmental Protection Agency

Pt. 63, Subpt. S, Table 1

Reference	Applies to Subpart S	Comment
63.1(b)(1)	No	Subpart S specifies its own applicability.
63.1(b)(2)-(3)	Yes	
63.1(c)(1)-(2)	Yes	
63.1(c)(3)	No	Section reserved.
63.1(c)(4)-(5)	Yes	Section reserved.
63.1(d)	No	
63.1(e)	Yes	Section reserved.
63.2	Yes	
63.3	Yes	
63.4(a)(1)	Yes	
63.4(a)(3)	Yes	
63.4(a)(4)	No	
63.4(a)(5)	Yes	
63.4(b)	Yes	
63.4(c)	Yes	
63.5(a)	Yes	
63.5(b)(1)	Yes	Section reserved.
63.5(b)(2)	No	
63.5(b)(3)	Yes	
63.5(b)(4)-(6)	Yes	Section reserved.
63.5(c)	No	
63.5(d)	Yes	
63.5(e)	Yes	
63.5(f)	Yes	
63.6(a)	Yes	
63.6(b)	No	
63.6(c)	No	
63.6(d)	No	Subpart S specifies compliance dates for sources subject to subpart S.
63.6(e)	Yes	Subpart S specifies compliance dates for sources subject to subpart S.
63.6(f)	Yes	Section reserved.
63.6(g)	Yes	
63.6(h)	No	Pertains to continuous opacity monitors that are not part of this standard.
63.6(i)	Yes	Section reserved.
63.6(j)	Yes	
63.7	Yes	
63.8(a)(1)	Yes	
63.8(a)(2)	Yes	
63.8(a)(3)	No	
63.8(a)(4)	Yes	
63.8(b)(1)	Yes	
63.8(b)(2)	No	
63.8(b)(3)	Yes	
63.8(c)(1)	Yes	Subpart S specifies locations to conduct monitoring.
63.8(c)(2)	Yes	
63.8(c)(3)	Yes	
63.8(c)(4)	No	
63.8(c)(5)	No	
63.8(c)(6)	Yes	
63.8(c)(7)	Yes	
63.8(c)(8)	Yes	
63.8(d)	Yes	
63.8(e)	Yes	
63.8(f)(1)-(5)	Yes	
63.8(f)(6)	No	Subpart S allows site specific determination of monitoring frequency in § 63.453(n)(4).
63.8(g)	Yes	
63.9(a)	Yes	Pertains to continuous opacity monitors that are not part of this standard.
63.9(b)	Yes	
63.9(c)	Yes	Initial notifications must be submitted within one year after the source becomes subject to the relevant standard.
63.9(d)	No	
63.9(e)	Yes	Special compliance requirements are only applicable to kraft mills.
63.9(f)	No	
63.9(g)(1)	Yes	Pertains to continuous opacity monitors that are not part of this standard.
63.9(g)(2)	No	
63.9(g)(3)	No	

Reference	Applies to Subpart S	Comment
63.9(h)	Yes	
63.9(i)	Yes	
63.9(j)	Yes	
63.10(a)	Yes	
63.10(b)	Yes	
63.10(c)	Yes	
63.10(d)(1)	Yes	
63.10(d)(2)	Yes	
63.10(d)(3)	No	Pertains to continuous opacity monitors that are not part of this standard.
63.10(d)(4)	Yes	
63.10(d)(5)	Yes	
63.10(e)(1)	Yes	
63.10(e)(2)(i)	Yes	
63.10(e)(2)(ii)	No	Pertains to continuous opacity monitors that are not part of this standard.
63.10(e)(3)	Yes	
63.10(e)(4)	No	Pertains to continuous opacity monitors that are not part of this standard.
63.10(f)	Yes	
63.11-63.15	Yes	

* Wherever subpart A specifies "postmark" dates, submittals may be sent by methods other than the U.S. Mail (e.g., by fax or courier). Submittals shall be sent by the specified dates, but a postmark is not required.

[63 FR 18617, Apr. 15, 1998, as amended at 64 FR 17564, Apr. 12, 1999]

Subpart T—National Emission Standards for Halogenated Solvent Cleaning

SOURCE: 59 FR 61805, Dec. 2, 1994, unless otherwise noted.

§ 63.460 Applicability and designation of source.

(a) The provisions of this subpart apply to each individual batch vapor, in-line vapor, in-line cold, and batch cold solvent cleaning machine that uses any solvent containing methylene chloride (CAS No. 75-09-2), perchloroethylene (CAS No. 127-18-4), trichloroethylene (CAS No. 79-01-6), 1,1,1-trichloroethane (CAS No. 71-55-6), carbon tetrachloride (CAS No. 56-23-5) or chloroform (CAS No. 67-66-3), or any combination of these halogenated HAP solvents, in a total concentration greater than 5 percent by weight, as a cleaning and/or drying agent. The concentration of these solvents may be determined using EPA test method 18, material safety data sheets, or engineering calculations. Wipe cleaning activities, such as using a rag containing halogenated solvent or a spray cleaner containing halogenated solvent are not covered under the provisions of this subpart.

(b) Except as noted in appendix C (General Provisions Applicability to Subpart T) of this subpart, the provisions of subpart A of this part (General Provisions) apply to owners or operators of any solvent cleaning machine meeting the applicability criteria of paragraph (a) of this section.

(c) Except as provided in paragraph (g) of this section, each solvent cleaning machine subject to this subpart that commenced construction or reconstruction after November 29, 1993 shall achieve compliance with the provisions of this subpart, except for § 63.471, immediately upon start-up or by December 2, 1994, whichever is later.

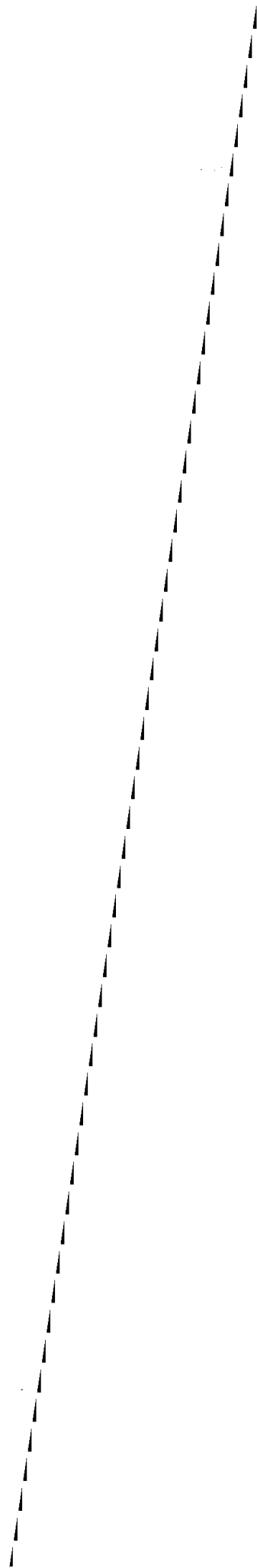
(d) Except as provided in paragraph (g) of this section, each solvent cleaning machine subject to this subpart that commenced construction or reconstruction on or before November 29, 1993 shall achieve compliance with the provisions of this subpart, except for § 63.471, no later than December 2, 1997.

(e) In delegating implementation and enforcement authority to a State under section 112(d) of the Act, the authority contained in paragraph (f) of this section shall be retained by the Administrator and not transferred to a State.


(g) Each continuous web cleaning machine subject to this subpart shall achieve compliance with the provisions

APPENDIX G

ADEQ CEMS Conditions



Arkansas Department of Environmental Quality



CONTINUOUS EMISSION MONITORING SYSTEMS CONDITIONS

Revised August 2004

PREAMBLE

These conditions are intended to outline the requirements for facilities required to operate Continuous Emission Monitoring Systems/Continuous Opacity Monitoring Systems (CEMS/COMS). Generally there are three types of sources required to operate CEMS/COMS:

1. CEMS/COMS required by 40 CFR Part 60 or 63,
2. CEMS required by 40 CFR Part 75,
3. CEMS/COMS required by ADEQ permit for reasons other than Part 60, 63 or 75.

These CEMS/COMS conditions are not intended to supercede Part 60, 63 or 75 requirements.

- Only CEMS/COMS in the third category (those required by ADEQ permit for reasons other than Part 60, 63, or 75) shall comply with SECTION II, MONITORING REQUIREMENTS and SECTION IV, QUALITY ASSURANCE/QUALITY CONTROL.
- All CEMS/COMS shall comply with Section III, NOTIFICATION AND RECORDKEEPING.

SECTION I

DEFINITIONS

Continuous Emission Monitoring System (CEMS) - The total equipment required for the determination of a gas concentration and/or emission rate so as to include sampling, analysis and recording of emission data.

Continuous Opacity Monitoring System (COMS) - The total equipment required for the determination of opacity as to include sampling, analysis and recording of emission data.

Calibration Drift (CD) - The difference in the CEMS output reading from the established reference value after a stated period of operation during which no unscheduled maintenance, repair, or adjustments took place.

Back-up CEMS (Secondary CEMS) - A CEMS with the ability to sample, analyze and record stack pollutant to determine gas concentration and/or emission rate. This CEMS is to serve as a back-up to the primary CEMS to minimize monitor downtime.

Excess Emissions - Any period in which the emissions exceed the permit limits.

Monitor Downtime - Any period during which the CEMS/COMS is unable to sample, analyze and record a minimum of four evenly spaced data points over an hour, except during one daily zero-span check during which two data points per hour are sufficient.

Out-of-Control Period - Begins with the time corresponding to the completion of the fifth, consecutive, daily CD check with a CD in excess of two times the allowable limit, or the time corresponding to the completion of the daily CD check preceding the daily CD check that results in a CD in excess of four times the allowable limit and the time corresponding to the completion of the sampling for the RATA, RAA, or CGA which exceeds the limits outlined in Section IV. Out-of-Control Period ends with the time corresponding to the completion of the CD check following corrective action with the results being within the allowable CD limit or the completion of the sampling of the subsequent successful RATA, RAA, or CGA.

Primary CEMS - The main reporting CEMS with the ability to sample, analyze, and record stack pollutant to determine gas concentration and/or emission rate.

Relative Accuracy (RA) - The absolute mean difference between the gas concentration or emission rate determined by the CEMS and the value determined by the reference method plus the 2.5 percent error confidence coefficient of a series of tests divided by the mean of the reference method tests of the applicable emission limit.

Span Value - The upper limit of a gas concentration measurement range.

SECTION II

MONITORING REQUIREMENTS

- A. For new sources, the installation date for the CEMS/COMS shall be no later than thirty (30) days from the date of start-up of the source.
- B. For existing sources, the installation date for the CEMS/COMS shall be no later than sixty (60) days from the issuance of the permit unless the permit requires a specific date.
- C. Within sixty (60) days of installation of a CEMS/COMS, a performance specification test (PST) must be completed. PST's are defined in 40 CFR, Part 60, Appendix B, PS 1-9. The Department may accept alternate PST's for pollutants not covered by Appendix B on a case-by-case basis. Alternate PST's shall be approved, in writing, by the ADEQ CEM Coordinator prior to testing.
- D. Each CEMS/COMS shall have, as a minimum, a daily zero-span check. The zero-span shall be adjusted whenever the 24-hour zero or 24-hour span drift exceeds two times the limits in the applicable performance specification in 40 CFR, Part 60, Appendix B. Before any adjustments are made to either the zero or span drifts measured at the 24-hour interval the excess zero and span drifts measured must be quantified and recorded.
- E. All CEMS/COMS shall be in continuous operation and shall meet minimum frequency of operation requirements of 95% up-time for each quarter for each pollutant measured. Percent of monitor down-time is calculated by dividing the total minutes the monitor is not in operation by the total time in the calendar quarter and multiplying by one hundred. Failure to maintain operation time shall constitute a violation of the CEMS conditions.
- F. Percent of excess emissions are calculated by dividing the total minutes of excess emissions by the total time the source operated and multiplying by one hundred. Failure to maintain compliance may constitute a violation of the CEMS conditions.
- G. All CEMS measuring emissions shall complete a minimum of one cycle of operation (sampling, analyzing, and data recording) for each successive fifteen minute period unless more cycles are required by the permit. For each CEMS, one-hour averages shall be computed from four or more data points equally spaced over each one hour period unless more data points are required by the permit.
- H. All COMS shall complete a minimum of one cycle of sampling and analyzing for each successive 10-second period and one cycle of data recording for each successive 6-minute period.
- I. When the pollutant from a single affected facility is released through more than one point, a CEMS/COMS shall be installed on each point unless installation of fewer systems is approved, in writing, by the ADEQ CEM Coordinator. When more than one CEM/COM is used to monitor emissions from one affected facility the owner or operator shall report the results as required from each CEMS/COMS.

SECTION III

NOTIFICATION AND RECORD KEEPING

- A. When requested to do so by an owner or operator, the ADEQ CEM Coordinator will review plans for installation or modification for the purpose of providing technical advice to the owner or operator.
- B. Each facility which operates a CEMS/COMS shall notify the ADEQ CEM Coordinator of the date for which the demonstration of the CEMS/COMS performance will commence (i.e. PST, RATA, RAA, CGA). Notification shall be received in writing no less than 15 days prior to testing. Performance test results shall be submitted to the Department within thirty days after completion of testing.
- C. Each facility which operates a CEMS/COMS shall maintain records of the occurrence and duration of start up/shut down, cleaning/soot blowing, process problems, fuel problems, or other malfunction in the operation of the affected facility which causes excess emissions. This includes any malfunction of the air pollution control equipment or any period during which a continuous monitoring device/system is inoperative.
- D. Except for Part 75 CEMs, each facility required to install a CEMS/COMS shall submit an excess emission and monitoring system performance report to the Department (Attention: Air Division, CEM Coordinator) at least quarterly, unless more frequent submittals are warranted to assess the compliance status of the facility. Quarterly reports shall be postmarked no later than the 30th day of the month following the end of each calendar quarter. Part 75 CEMs shall submit this information semi-annually and as part of Title V six (6) month reporting requirement if the facility is a Title V facility.
- E. All excess emissions shall be reported in terms of the applicable standard. Each report shall be submitted on ADEQ Quarterly Excess Emission Report Forms. Alternate forms may be used with prior written approval from the Department.
- F. Each facility which operates a CEMS/COMS must maintain on site a file of CEMS/COMS data including all raw data, corrected and adjusted, repair logs, calibration checks, adjustments, and test audits. This file must be retained for a period of at least five years, and is required to be maintained in such a condition that it can easily be audited by an inspector.
- G. Except for Part 75 CEMs, quarterly reports shall be used by the Department to determine compliance with the permit. For Part 75 CEMs, the semi-annual report shall be used.

SECTION IV

QUALITY ASSURANCE/QUALITY CONTROL

- A. For each CEMS/COMS a Quality Assurance/Quality Control (QA/QC) plan shall be submitted to the Department (Attn.: Air Division, CEM Coordinator). CEMS quality assurance procedures are defined in 40 CFR, Part 60, Appendix F. This plan shall be submitted within 180 days of the CEMS/COMS installation. A QA/QC plan shall consist of procedure and practices which assures acceptable level of monitor data accuracy, precision, representativeness, and availability.
- B. The submitted QA/QC plan for each CEMS/COMS shall not be considered as accepted until the facility receives a written notification of acceptance from the Department.
- C. Facilities responsible for one, or more, CEMS/COMS used for compliance monitoring shall meet these minimum requirements and are encouraged to develop and implement a more extensive QA/QC program, or to continue such programs where they already exist. Each QA/QC program must include written procedures which should describe in detail, complete, step-by-step procedures and operations for each of the following activities:
1. Calibration of CEMS/COMS
 - a. Daily calibrations (including the approximate time(s) that the daily zero and span drifts will be checked and the time required to perform these checks and return to stable operation)
 2. Calibration drift determination and adjustment of CEMS/COMS
 - a. Out-of-control period determination
 - b. Steps of corrective action
 3. Preventive maintenance of CEMS/COMS
 - a. CEMS/COMS information
 - 1) Manufacture
 - 2) Model number
 - 3) Serial number
 - b. Scheduled activities (check list)
 - c. Spare part inventory
 4. Data recording, calculations, and reporting
 5. Accuracy audit procedures including sampling and analysis methods
 6. Program of corrective action for malfunctioning CEMS/COMS
- D. A Relative Accuracy Test Audit (RATA), shall be conducted at least once every four calendar quarters. A Relative Accuracy Audit (RAA), or a Cylinder Gas Audit (CGA), may be conducted in the other three quarters but in no more than three quarters in succession. The RATA should be conducted in accordance with the applicable test procedure in 40 CFR Part 60 Appendix A and calculated in accordance with the applicable performance specification in 40 CFR Part 60 Appendix B. CGA's and RAA's should be conducted and the data calculated in accordance with the procedures outlined on 40 CFR Part 60 Appendix F.

If alternative testing procedures or methods of calculation are to be used in the RATA, RAA or CGA audits prior authorization must be obtained from the ADEQ CEM Coordinator.

E. Criteria for excessive audit inaccuracy.

RATA

All Pollutants except Carbon Monoxide	> 20% Relative Accuracy
Carbon Monoxide	> 10% Relative Accuracy
All Pollutants except Carbon Monoxide	> 10% of the Applicable Standard
Carbon Monoxide	> 5% of the Applicable Standard
Diluent (O ₂ & CO ₂)	> 1.0 % O ₂ or CO ₂
Flow	> 20% Relative Accuracy

CGA

Pollutant	> 15% of average audit value or 5 ppm difference
Diluent (O ₂ & CO ₂)	> 15% of average audit value or 5 ppm difference

RAA

Pollutant	> 15% of the three run average or > 7.5 % of the applicable standard
Diluent (O ₂ & CO ₂)	> 15% of the three run average or > 7.5 % of the applicable standard

- F. If either the zero or span drift results exceed two times the applicable drift specification in 40 CFR, Part 60, Appendix B for five consecutive, daily periods, the CEMS is out-of-control. If either the zero or span drift results exceed four times the applicable drift specification in Appendix B during a calibration drift check, the CEMS is out-of-control. If the CEMS exceeds the audit inaccuracies listed above, the CEMS is out-of-control. If a CEMS is out-of-control, the data from that out-of-control period is not counted towards meeting the minimum data availability as required and described in the applicable subpart. The end of the out-of-control period is the time corresponding to the completion of the successful daily zero or span drift or completion of the successful CGA, RAA or RATA.
- G. A back-up monitor may be placed on an emission source to minimize monitor downtime. This back-up CEMS is subject to the same QA/QC procedure and practices as the primary CEMS. The back-up CEMS shall be certified by a PST. Daily zero-span checks must be performed and recorded in accordance with standard practices. When the primary CEMS goes down, the back-up CEMS may then be engaged to sample, analyze and record the emission source pollutant until repairs are made and the primary unit is placed back in service. Records must be maintained on site when the back-up CEMS is placed in service, these records shall include at a minimum the reason the primary CEMS is out of service, the date and time the primary CEMS was out of service and the date and time the primary CEMS was placed back in service.

APPENDIX H

**40 CFR 63, Subpart MM, National Emission Standards for Hazardous Air Pollutants from
Chemical Recovery Combustion from Sources at Kraft, Soda, Sulfitic,
and Stand-alone Semicemical Pulp Mills**

[40 CFR part 63, subpart A]

General provisions citation	Requirement	Applies to subpart LL	Comment
63.9(g)	Additional CMS notification	No	Subpart LL specifies performance test reporting.
63.10(d)(2)	Performance test reports	No	
63.10(d)(3)	Reporting VE/opacity observations.	Only in § 63.845 ..	Reporting is required only when incorporating the NSPS requirements under § 63.845.
63.10(e)(2)	Reporting performance evaluations.	No	Subpart LL does not require performance evaluation for CMS.
63.11(a)-(b)	Control device requirements	No	Flares not applicable.

[62 FR 52407, Oct. 7, 1997, as amended at 70 FR 66285, Nov. 2, 2005]

Subpart MM—National Emission Standards for Hazardous Air Pollutants for Chemical Recovery Combustion Sources at Kraft, Soda, Sulfite, and Stand-Alone Semichemical Pulp Mills

SOURCE: 66 FR 3193, Jan. 12, 2001, unless otherwise noted.

§ 63.860 Applicability and designation of affected source.

(a) The requirements of this subpart apply to the owner or operator of each kraft, soda, sulfite, or stand-alone semichemical pulp mill that is a major source of hazardous air pollutants (HAP) emissions as defined in § 63.2.

(b) *Affected sources.* The requirements of this subpart apply to each new or existing affected source listed in paragraphs (b)(1) through (7) of this section:

(1) Each existing chemical recovery system (as defined in § 63.861) located at a kraft or soda pulp mill.

(2) Each new nondirect contact evaporator (NDCE) recovery furnace and associated smelt dissolving tank(s) located at a kraft or soda pulp mill.

(3) Each new direct contact evaporator (DCE) recovery furnace system (as defined in § 63.861) and associated smelt dissolving tank(s) located at a kraft or soda pulp mill.

(4) Each new lime kiln located at a kraft or soda pulp mill.

(5) Each new or existing sulfite combustion unit located at a sulfite pulp mill, except such existing units at Weyerhaeuser Paper Company's Cos-

mopolis, Washington facility (Emission Unit no. AP-10).

(6) Each new or existing semichemical combustion unit located at a stand-alone semichemical pulp mill.

(7) The requirements of the alternative standard in § 63.862(d) apply to the hog fuel dryer at Weyerhaeuser Paper Company's Cosmopolis, Washington facility (Emission Unit no. HD-14).

(c) The requirements of the General Provisions in subpart A of this part that apply to the owner or operator subject to the requirements of this subpart are identified in Table 1 to this subpart.

[66 FR 3193, Jan. 12, 2001, as amended at 68 FR 7713, Feb. 18, 2003]

§ 63.861 Definitions.

All terms used in this subpart are defined in the Clean Air Act, in subpart A of this part, or in this section. For the purposes of this subpart, if the same term is defined in subpart A or any other subpart of this part and in this section, it must have the meaning given in this section.

Bag leak detection system means an instrument that is capable of monitoring PM loadings in the exhaust of a fabric filter in order to detect bag failures. A bag leak detection system includes, but is not limited to, an instrument that operates on triboelectric, light scattering, light transmittance, or other principle to monitor relative PM loadings.

Black liquor means spent cooking liquor that has been separated from the pulp produced by the kraft, soda, or semichemical pulping process.

Black liquor gasification means the thermochemical conversion of black

liquor into a combustible gaseous product.

Black liquor oxidation (BLO) system means the vessels used to oxidize the black liquor, with air or oxygen, and the associated storage tank(s).

Black liquor solids (BLS) means the dry weight of the solids in the black liquor that enters the recovery furnace or semichemical combustion unit.

Black liquor solids firing rate means the rate at which black liquor solids are fed to the recovery furnace or the semichemical combustion unit.

Chemical recovery combustion source means any source in the chemical recovery area of a kraft, soda, sulfite or stand-alone semichemical pulp mill that is an NDCE recovery furnace, a DCE recovery furnace system, a smelt dissolving tank, a lime kiln, a sulfite combustion unit, or a semichemical combustion unit.

Chemical recovery system means all existing DCE and NDCE recovery furnaces, smelt dissolving tanks, and lime kilns at a kraft or soda pulp mill. Each existing recovery furnace, smelt dissolving tank, or lime kiln is considered a process unit within a chemical recovery system.

Direct contact evaporator (DCE) recovery furnace means a kraft or soda recovery furnace equipped with a direct contact evaporator that concentrates strong black liquor by direct contact between the hot recovery furnace exhaust gases and the strong black liquor.

Direct contact evaporator (DCE) recovery furnace system means a direct contact evaporator recovery furnace and any black liquor oxidation system, if present, at the pulp mill.

Dry electrostatic precipitator (ESP) system means an electrostatic precipitator with a dry bottom (i.e., no black liquor, water, or other fluid is used in the ESP bottom) and a dry particulate matter return system (i.e., no black liquor, water, or other fluid is used to transport the collected PM to the mix tank).

Fabric filter means an air pollution control device used to capture PM by filtering a gas stream through filter media; also known as a baghouse.

Hazardous air pollutants (HAP) metals means the sum of all emissions of antimony, arsenic, beryllium, cadmium,

chromium, cobalt, lead, manganese, mercury, nickel, and selenium as measured by EPA Method 29 (40 CFR part 60, appendix A) and with all nondetect data treated as one-half of the method detection limit.

Hog fuel dryer means the equipment that combusts fine particles of wood waste (hog fuel) in a fluidized bed and directs the heated exhaust stream to a rotary dryer containing wet hog fuel to be dried prior to combustion in the hog fuel boiler at Weyerhaeuser Paper Company's Cosmopolis, Washington facility. The hog fuel dryer at Weyerhaeuser Paper Company's Cosmopolis, Washington facility is Emission Unit no. HD-14.

Kraft pulp mill means any stationary source that produces pulp from wood by cooking (digesting) wood chips in a solution of sodium hydroxide and sodium sulfide. The recovery process used to regenerate cooking chemicals is also considered part of the kraft pulp mill.

Kraft recovery furnace means a recovery furnace that is used to burn black liquor produced by the kraft pulping process, as well as any recovery furnace that burns black liquor produced from both the kraft and semichemical pulping processes, and includes the direct contact evaporator, if applicable. Includes black liquor gasification.

Lime kiln means the combustion unit (e.g., rotary lime kiln or fluidized-bed calciner) used at a kraft or soda pulp mill to calcine lime mud, which consists primarily of calcium carbonate, into quicklime, which is calcium oxide (CaO).

Lime production rate means the rate at which dry lime, measured as CaO, is produced in the lime kiln.

Method detection limit means the minimum concentration of an analyte that can be determined with 99 percent confidence that the true value is greater than zero.

Modification means, for the purposes of § 63.862(a)(1)(ii)(E)(I), any physical change (excluding any routine part replacement or maintenance) or operational change (excluding any operational change that occurs during a start-up, shutdown, or malfunction) that is made to the air pollution control device that could result in an increase in PM emissions.

Nondetect data means, for the purposes of this subpart, any value that is below the method detection limit.

Nondirect contact evaporator (NDCE) recovery furnace means a kraft or soda recovery furnace that burns black liquor that has been concentrated by indirect contact with steam.

Particulate matter (PM) means total particulate matter as measured by EPA Method 5, EPA Method 17 (§ 63.865(b)(1)), or EPA Method 29 (40 CFR part 60, appendix A).

Process unit means an existing DCE or NDCE recovery furnace, smelt dissolving tank, or lime kiln in a chemical recovery system at a kraft or soda mill.

Recovery furnace means an enclosed combustion device where concentrated black liquor produced by the kraft or soda pulping process is burned to recover pulping chemicals and produce steam. Includes black liquor gasification.

Regenerative thermal oxidizer (RTO) means a thermal oxidizer that transfers heat from the exhaust gas stream to the inlet gas stream by passing the exhaust stream through a bed of ceramic stoneware or other heat-absorbing medium before releasing it to the atmosphere, then reversing the gas flow so the inlet gas stream passes through the heated bed, raising the temperature of the inlet stream close to or at its ignition temperature.

Semichemical combustion unit means any equipment used to combust or pyrolyze black liquor at stand-alone semichemical pulp mills for the purpose of chemical recovery. Includes black liquor gasification.

Similar process units means all existing DCE and NDCE recovery furnaces, smelt dissolving tanks, or lime kilns at a kraft or soda pulp mill.

Smelt dissolving tanks (SDT) means vessels used for dissolving the smelt collected from a kraft or soda recovery furnace.

Soda pulp mill means any stationary source that produces pulp from wood by cooking (digesting) wood chips in a sodium hydroxide solution. The recovery process used to regenerate cooking chemicals is also considered part of the soda pulp mill.

Soda recovery furnace means a recovery furnace used to burn black liquor produced by the soda pulping process and includes the direct contact evaporator, if applicable. Includes black liquor gasification.

Stand-alone semichemical pulp mill means any stationary source that produces pulp from wood by partially digesting wood chips in a chemical solution followed by mechanical defibrating (grinding), and has an on-site chemical recovery process that is not integrated with a kraft pulp mill.

Startup means, for the chemical recovery system employing black liquor gasification at Georgia-Pacific's facility in Big Island, Virginia only, the end of the gasification system commissioning phase. Commissioning is that period of time in which each part of the new gasification system will be checked and operated on its own to make sure it is installed and functions properly. Commissioning will conclude with the successful completion of the gasification technology supplier's performance warranty demonstration, which proves the technology and equipment are performing to warranted levels and the system is ready to be placed in active service. For all other affected sources under this subpart, startup has the meaning given in § 63.2.

Sulfite combustion unit means a combustion device, such as a recovery furnace or fluidized-bed reactor, where spent liquor from the sulfite pulping process (i.e., red liquor) is burned to recover pulping chemicals.

Sulfite pulp mill means any stationary source that produces pulp from wood by cooking (digesting) wood chips in a solution of sulfurous acid and bisulfite ions. The recovery process used to regenerate cooking chemicals is also considered part of the sulfite pulp mill.

Total hydrocarbons (THC) means the sum of organic compounds measured as carbon using EPA Method 25A (40 CFR part 60, appendix A).

[66 FR 3193, Jan. 12, 2001, as amended at 66 FR 16408, Mar. 26, 2001; 68 FR 7713, Feb. 18, 2003]

§ 63.862 Standards.

(a) *Standards for HAP metals: existing sources.* (1) Each owner or operator of an existing kraft or soda pulp mill

must comply with the requirements of either paragraph (a)(1)(i) or (ii) of this section.

(i) Each owner or operator of a kraft or soda pulp mill must comply with the PM emissions limits in paragraphs (a)(1)(i)(A) through (C) of this section.

(A) The owner or operator of each existing kraft or soda recovery furnace must ensure that the concentration of PM in the exhaust gases discharged to the atmosphere is less than or equal to 0.10 gram per dry standard cubic meter (g/dscm) (0.044 grain per dry standard cubic foot (gr/dscf)) corrected to 8 percent oxygen.

(B) The owner or operator of each existing kraft or soda smelt dissolving tank must ensure that the concentration of PM in the exhaust gases discharged to the atmosphere is less than or equal to 0.10 kilogram per megagram (kg/Mg) (0.20 pound per ton (lb/ton)) of black liquor solids fired.

(C) The owner or operator of each existing kraft or soda lime kiln must ensure that the concentration of PM in the exhaust gases discharged to the atmosphere is less than or equal to 0.15 g/dscm (0.064 gr/dscf) corrected to 10 percent oxygen.

(ii) As an alternative to meeting the requirements of § 63.862(a)(1)(i), each owner or operator of a kraft or soda pulp mill may establish PM emissions limits for each existing kraft or soda recovery furnace, smelt dissolving tank, and lime kiln that operates 6,300 hours per year or more by:

(A) Establishing an overall PM emission limit for each existing process unit in the chemical recovery system at the kraft or soda pulp mill using the methods in § 63.865(a)(1) and (2).

(B) The emissions limits for each kraft recovery furnace, smelt dissolving tank, and lime kiln that are used to establish the overall PM limit in paragraph (a)(1)(ii)(A) of this section must not be less stringent than the emissions limitations required by § 60.282 of part 60 of this chapter for any kraft recovery furnace, smelt dissolving tank, or lime kiln that is subject to the requirements of § 60.282.

(C) Each owner or operator of an existing kraft or soda recovery furnace, smelt dissolving tank, or lime kiln must ensure that the PM emissions dis-

charged to the atmosphere from each of these sources are less than or equal to the applicable PM emissions limits, established using the methods in § 63.865(a)(1), that are used to establish the overall PM emissions limits in paragraph (a)(1)(ii)(A) of this section.

(D) Each owner or operator of an existing kraft or soda recovery furnace, smelt dissolving tank, or lime kiln must reestablish the emissions limits determined in paragraph (a)(1)(ii)(A) of this section if either of the actions in paragraphs (a)(1)(ii)(D)(1) and (2) of this section are taken:

(1) The air pollution control system for any existing kraft or soda recovery furnace, smelt dissolving tank, or lime kiln for which an emission limit was established in paragraph (a)(1)(ii)(A) of this section is modified (as defined in § 63.861) or replaced; or

(2) Any kraft or soda recovery furnace, smelt dissolving tank, or lime kiln for which an emission limit was established in paragraph (a)(1)(ii)(A) of this section is shut down for more than 60 consecutive days.

(iii) Each owner or operator of an existing kraft or soda recovery furnace, smelt dissolving tank, or lime kiln that operates less than 6,300 hours per year must comply with the applicable PM emissions limits for that process unit provided in paragraph (a)(1)(i) of this section.

(2) Except as specified in paragraph (d) of this section, the owner or operator of each existing sulfite combustion unit must ensure that the concentration of PM in the exhaust gases discharged to the atmosphere is less than or equal to 0.092 g/dscm (0.040 gr/dscf) corrected to 8 percent oxygen.

(b) *Standards for HAP metals: new sources.* (1) The owner or operator of any new kraft or soda recovery furnace must ensure that the concentration of PM in the exhaust gases discharged to the atmosphere is less than or equal to 0.034 g/dscm (0.015 gr/dscf) corrected to 8 percent oxygen.

(2) The owner or operator of any new kraft or soda smelt dissolving tank must ensure that the concentration of PM in the exhaust gases discharged to the atmosphere is less than or equal to 0.06 kg/Mg (0.12 lb/ton) of black liquor solids fired.

(3) The owner or operator of any new kraft or soda lime kiln must ensure that the concentration of PM in the exhaust gases discharged to the atmosphere is less than or equal to 0.023 g/dscm (0.010 gr/dscf) corrected to 10 percent oxygen.

(4) The owner or operator of any new sulfite combustion unit must ensure that the concentration of PM in the exhaust gases discharged to the atmosphere is less than or equal to 0.046 g/dscm (0.020 gr/dscf) corrected to 8 percent oxygen.

(c) *Standards for gaseous organic HAP.*

(1) The owner or operator of any new recovery furnace at a kraft or soda pulp mill must ensure that the concentration of gaseous organic HAP, as measured by methanol, discharged to the atmosphere is no greater than 0.012 kg/Mg (0.025 lb/ton) of black liquor solids fired.

(2) The owner or operator of each existing or new semichemical combustion unit must ensure that:

(i) The concentration of gaseous organic HAP, as measured by total hydrocarbons reported as carbon, discharged to the atmosphere is less than or equal to 1.49 kg/Mg (2.97 lb/ton) of black liquor solids fired; or

(ii) The gaseous organic HAP emissions, as measured by total hydrocarbons reported as carbon, are reduced by at least 90 percent prior to discharge of the gases to the atmosphere.

(d) *Alternative standard.* As an alternative to meeting the requirements of paragraph (a)(2) of this section, the owner or operator of the existing hog fuel dryer at Weyerhaeuser Paper Company's Cosmopolis, Washington facility (Emission Unit no. HD-14) must ensure that the mass of PM in the exhaust gases discharged to the atmosphere from the hog fuel dryer is less than or equal to 4.535 kilograms per hour (kg/hr) (10.0 pounds per hour (lb/hr)).

[66 FR 3193, Jan. 12, 2001, as amended at 68 FR 7713, Feb. 18, 2003; 68 FR 67954, Dec. 5, 2003]

§ 63.863 Compliance dates.

(a) The owner or operator of an existing affected source or process unit must comply with the requirements in this subpart no later than March 13, 2004.

(b) The owner or operator of a new affected source that has an initial start-up date after March 13, 2001 must comply with the requirements in this subpart immediately upon startup of the affected source, except as specified in § 63.6(b).

(c) The two existing semichemical combustion units at Georgia-Pacific Corporation's Big Island, VA facility must comply with the requirements of this subpart no later than March 13, 2004, except as provided in paragraphs (c)(1) and (c)(2) of this section.

(1) If Georgia-Pacific Corporation constructs a new black liquor gasification system at Big Island, VA, determines that its attempt to start up the new system has been a failure and, therefore, must construct another type of chemical recovery unit to replace the two existing semichemical combustion units at Big Island, then the two existing semichemical combustion units must comply with the requirements of this subpart by the earliest of the following dates: three years after Georgia-Pacific declares the gasification system a failure, upon startup of the new replacement unit(s), or March 1, 2008.

(2) After March 13, 2004 and if Georgia-Pacific Corporation constructs and successfully starts up a new black liquor gasification system, the provisions of this subpart will not apply to the two existing semichemical combustion units at Georgia-Pacific's facility in Big Island, VA for up to 1500 hours, while Georgia-Pacific conducts trials of the new gasification system on black liquor from a Kraft pulp mill.

[66 FR 3193, Jan. 12, 2001, as amended at 66 FR 16408, Mar. 26, 2001; 66 FR 37593, July 19, 2001; 68 FR 46108, Aug. 5, 2003]

§ 63.864 Monitoring requirements.

(a)-(c) [Reserved]

(d) *Continuous opacity monitoring system (COMS).* The owner or operator of each affected kraft or soda recovery furnace or lime kiln equipped with an ESP must install, calibrate, maintain, and operate a COMS according to the provisions in §§ 63.6(h) and 63.8 and paragraphs (d)(1) through (4) of this section.

(1)-(2) [Reserved]

(3) As specified in § 63.8(c)(4)(1), each COMS must complete a minimum of one cycle of sampling and analyzing for each successive 10-second period and one cycle of data recording for each successive 6-minute period.

(4) The COMS data must be reduced as specified in § 63.8(g)(2).

(e) *Continuous parameter monitoring system (CPMS)*. For each CPMS required in this section, the owner or operator of each affected source or process unit must meet the requirements in paragraphs (e)(1) through (14) of this section.

(1)-(9) [Reserved]

(10) The owner or operator of each affected kraft or soda recovery furnace, kraft or soda lime kiln, sulfite combustion unit, or kraft or soda smelt dissolving tank equipped with a wet scrubber must install, calibrate, maintain, and operate a CPMS that can be used to determine and record the pressure drop across the scrubber and the scrubbing liquid flow rate at least once every successive 15-minute period using the procedures in § 63.8(c), as well as the procedures in paragraphs (e)(10)(i) and (ii) of this section:

(i) The monitoring device used for the continuous measurement of the pressure drop of the gas stream across the scrubber must be certified by the manufacturer to be accurate to within a gage pressure of ± 500 pascals (± 2 inches of water gage pressure); and

(ii) The monitoring device used for continuous measurement of the scrubbing liquid flow rate must be certified by the manufacturer to be accurate within ± 5 percent of the design scrubbing liquid flow rate.

(11) The owner or operator of each affected semichemical combustion unit equipped with an RTO must install, calibrate, maintain, and operate a CPMS that can be used to determine and record the operating temperature of the RTO at least once every successive 15-minute period using the procedures in § 63.8(c). The monitor must compute and record the operating temperature at the point of incineration of effluent gases that are emitted using a temperature monitor accurate to within ± 1 percent of the temperature being measured.

(12) The owner or operator of the affected hog fuel dryer at Weyerhaeuser Paper Company's Cosmopolis, Washington facility (Emission Unit no. HD-14) must meet the requirements in paragraphs (e)(12)(1) through (xi) of this section for each bag leak detection system.

(i) The owner or operator must install, calibrate, maintain, and operate each triboelectric bag leak detection system according to the "Fabric Filter Bag Leak Detection Guidance," (EPA-454/R-98-015, September 1997). This document is available from the U.S. Environmental Protection Agency (U.S. EPA); Office of Air Quality Planning and Standards; Emissions, Monitoring and Analysis Division; Emission Measurement Center, MD-D205-02, Research Triangle Park, NC 27711. This document is also available on the Technology Transfer Network under Emission Measurement Center Continuous Emission Monitoring. The owner or operator must install, calibrate, maintain, and operate other types of bag leak detection systems in a manner consistent with the manufacturer's written specifications and recommendations.

(ii) The bag leak detection system must be certified by the manufacturer to be capable of detecting PM emissions at concentrations of 10 milligrams per actual cubic meter (0.0044 grains per actual cubic foot) or less.

(iii) The bag leak detection system sensor must provide an output of relative PM loadings.

(iv) The bag leak detection system must be equipped with a device to continuously record the output signal from the sensor.

(v) The bag leak detection system must be equipped with an audible alarm system that will sound automatically when an increase in relative PM emissions over a preset level is detected. The alarm must be located where it is easily heard by plant operating personnel.

(vi) For positive pressure fabric filter systems, a bag leak detector must be installed in each baghouse compartment or cell.

(vii) For negative pressure or induced air fabric filters, the bag leak detector

must be installed downstream of the fabric filter.

(viii) Where multiple detectors are required, the system's instrumentation and alarm may be shared among detectors.

(ix) The baseline output must be established by adjusting the range and the averaging period of the device and establishing the alarm set points and the alarm delay time according to section 5.0 of the "Fabric Filter Bag Leak Detection Guidance."

(x) Following initial adjustment of the system, the sensitivity or range, averaging period, alarm set points, or alarm delay time may not be adjusted except as detailed in the site-specific monitoring plan. In no case may the sensitivity be increased by more than 100 percent or decreased more than 50 percent over a 365-day period unless such adjustment follows a complete fabric filter inspection which demonstrates that the fabric filter is in good operating condition. Record each adjustment.

(xi) The owner or operator must record the results of each inspection, calibration, and validation check.

(13) The owner or operator of each affected source or process unit that uses an ESP, wet scrubber, RTO, or fabric filter may monitor alternative control device operating parameters subject to prior written approval by the Administrator.

(14) The owner or operator of each affected source or process unit that uses an air pollution control system other than an ESP, wet scrubber, RTO, or fabric filter must provide to the Administrator an alternative monitoring request that includes the site-specific monitoring plan described in paragraph (a) of this section, a description of the control device, test results verifying the performance of the control device, the appropriate operating parameters that will be monitored, and the frequency of measuring and recording to establish continuous compliance with the standards. The alternative monitoring request is subject to the Administrator's approval. The owner or operator of the affected source or process unit must install, calibrate, operate, and maintain the monitor(s) in accordance with the alternative monitoring

request approved by the Administrator. The owner or operator must include in the information submitted to the Administrator proposed performance specifications and quality assurance procedures for the monitors. The Administrator may request further information and will approve acceptable test methods and procedures. The owner or operator must monitor the parameters as approved by the Administrator using the methods and procedures in the alternative monitoring request.

(f) [Reserved]

(g) The owner or operator of each affected source or process unit complying with the gaseous organic HAP standard of § 63.862(c)(1) through the use of an NDCE recovery furnace equipped with a dry ESP system is not required to conduct any continuous monitoring to demonstrate compliance with the gaseous organic HAP standard.

(h)-(i) [Reserved]

(j) *Determination of operating ranges.*

(1) During the initial performance test required in § 63.865, the owner or operator of any affected source or process unit must establish operating ranges for the monitoring parameters in paragraphs (e)(10) through (14) of this section, as appropriate; or

(2) The owner or operator may base operating ranges on values recorded during previous performance tests or conduct additional performance tests for the specific purpose of establishing operating ranges, provided that test data used to establish the operating ranges are or have been obtained using the test methods required in this subpart. The owner or operator of the affected source or process unit must certify that all control techniques and processes have not been modified subsequent to the testing upon which the data used to establish the operating parameter ranges were obtained.

(3) The owner or operator of an affected source or process unit may establish expanded or replacement operating ranges for the monitoring parameter values listed in paragraphs (e)(10) through (14) of this section and established in paragraph (j)(1) or (2) of this section during subsequent performance tests using the test methods in § 63.865.

(4) The owner or operator of the affected source or process unit must continuously monitor each parameter and determine the arithmetic average value of each parameter during each performance test. Multiple performance tests may be conducted to establish a range of parameter values.

(5)-(6) [Reserved]

(k) *On-going compliance provisions.* (1) Following the compliance date, owners or operators of all affected sources or process units are required to implement corrective action if the monitoring exceedances in paragraphs (k)(1)(i) through (vi) of this section occur:

(i) For a new or existing kraft or soda recovery furnace or lime kiln equipped with an ESP, when the average of ten consecutive 6-minute averages result in a measurement greater than 20 percent opacity;

(ii) For a new or existing kraft or soda recovery furnace, kraft or soda smelt dissolving tank, kraft or soda lime kiln, or sulfite combustion unit equipped with a wet scrubber, when any 3-hour average parameter value is outside the range of values established in paragraph (j) of this section.

(iii) For a new or existing semichemical combustion unit equipped with an RTO, when any 1-hour average temperature falls below the temperature established in paragraph (j) of this section;

(iv) For the hog fuel dryer at Weyerhaeuser Paper Company's Cosmopolis, Washington facility (Emission Unit no. HD-14), when the bag leak detection system alarm sounds.

(v) For an affected source or process unit equipped with an ESP, wet scrubber, RTO, or fabric filter and monitoring alternative operating parameters established in paragraph (e)(13) of this section, when any 3-hour average value is outside the range of parameter values established in paragraph (j) of this section; and

(vi) For an affected source or process unit equipped with an alternative air pollution control system and monitoring operating parameters approved by the Administrator as established in paragraph (e)(14) of this section, when any 3-hour average value is outside the

range of parameter values established in paragraph (j) of this section.

(2) Following the compliance date, owners or operators of all affected sources or process units are in violation of the standards of § 63.862 if the monitoring exceedances in paragraphs (k)(2)(i) through (vii) of this section occur:

(i) For an existing kraft or soda recovery furnace equipped with an ESP, when opacity is greater than 35 percent for 6 percent or more of the operating time within any quarterly period;

(ii) For a new kraft or soda recovery furnace or a new or existing lime kiln equipped with an ESP, when opacity is greater than 20 percent for 6 percent or more of the operating time within any quarterly period;

(iii) For a new or existing kraft or soda recovery furnace, kraft or soda smelt dissolving tank, kraft or soda lime kiln, or sulfite combustion unit equipped with a wet scrubber, when six or more 3-hour average parameter values within any 6-month reporting period are outside the range of values established in paragraph (j) of this section;

(iv) For a new or existing semichemical combustion unit equipped with an RTO, when any 3-hour average temperature falls below the temperature established in paragraph (j) of this section;

(v) For the hog fuel dryer at Weyerhaeuser Paper Company's Cosmopolis, Washington facility (Emission Unit no. HD-14), when corrective action is not initiated within 1 hour of a bag leak detection system alarm and the alarm is engaged for more than 5 percent of the total operating time in a 6-month block reporting period. In calculating the operating time fraction, if inspection of the fabric filter demonstrates that no corrective action is required, no alarm time is counted; if corrective action is required, each alarm is counted as a minimum of 1 hour; if corrective action is not initiated within 1 hour, the alarm time is counted as the actual amount of time taken to initiate corrective action.

§ 63.865

40 CFR Ch. I (7-1-07 Edition)

(vi) For an affected source or process unit equipped with an ESP, wet scrubber, RTO, or fabric filter and monitoring alternative operating parameters established in paragraph (e)(13) of this section, when six or more 3-hour average values within any 6-month reporting period are outside the range of parameter values established in paragraph (j) of this section; and

(vii) For an affected source or process unit equipped with an alternative air pollution control system and monitoring operating parameters approved by the Administrator as established in paragraph (e)(14) of this section, when six or more 3-hour average values within any 6-month reporting period are outside the range of parameter values established in paragraph (j) of this section.

(3) For purposes of determining the number of nonopacity monitoring exceedances, no more than one exceed-

ance will be attributed in any given 24-hour period.

[68 FR 7713, Feb. 18, 2003, as amended at 68 FR 42605, July 18, 2003; 68 FR 67955, Dec. 5, 2003; 71 FR 20458, Apr. 20, 2006]

§ 63.865 Performance test requirements and test methods.

The owner or operator of each affected source or process unit subject to the requirements of this subpart is required to conduct an initial performance test using the test methods and procedures listed in § 63.7 and paragraph (b) of this section, except as provided in paragraph (c)(1) of this section.

(a) The owner or operator of a process unit seeking to comply with a PM emission limit under § 63.862(a)(1)(ii)(A) must use the procedures in paragraphs (a)(1) and (2) of this section:

(1) Determine the overall PM emission limit for the chemical recovery system at the mill using Equation 1 of this section as follows:

$$EL_{PM} = \frac{[(C_{ref,RF})(Q_{RFtot}) + (C_{ref,LK})(Q_{LKtot})](F1)}{(BLS_{tot})} + ER1_{ref,SDT} \quad (\text{Eq. 1})$$

Where:

EL_{PM} = overall PM emission limit for all existing process units in the chemical recovery system at the kraft or soda pulp mill, kg/Mg (lb/ton) of black liquor solids fired.

$C_{ref,RF}$ = reference concentration of 0.10 g/dscm (0.044 gr/dscf) corrected to 8 percent oxygen for existing kraft or soda recovery furnaces.

Q_{RFtot} = sum of the average volumetric gas flow rates measured during the performance test and corrected to 8 percent oxygen for all existing recovery furnaces in the chemical recovery system at the kraft or soda pulp mill, dry standard cubic meters per minute (dscm/min) (dry standard cubic feet per minute (dscf/min)).

$C_{ref,LK}$ = reference concentration of 0.15 g/dscm (0.064 gr/dscf) corrected to 10 percent oxygen for existing kraft or soda lime kilns.

Q_{LKtot} = sum of the average volumetric gas flow rates measured during the performance test and corrected to 10 percent oxygen for all existing lime kilns in the chemical recovery system at the kraft or soda pulp mill, dscm/min (dscf/min).

F1 = conversion factor, 1.44 minutes-kilogram/day-gram (min-kg/d-g) (0.206 minutes-pound/day-grain (min-lb/d-gr)).

BLS_{tot} = sum of the average black liquor solids firing rates of all existing recovery furnaces in the chemical recovery system at the kraft or soda pulp mill measured during the performance test, megagrams per day (Mg/d) (tons per day (ton/d)) of black liquor solids fired.

$ER1_{ref,SDT}$ = reference emission rate of 0.10 kg/Mg (0.20 lb/ton) of black liquor solids fired for existing kraft or soda smelt dissolving tanks.

(2) Establish an emission limit for each kraft or soda recovery furnace, smelt dissolving tank, and lime kiln; and, using these emissions limits, determine the overall PM emission rate for the chemical recovery system at the mill using the procedures in paragraphs (a)(2)(1) through (v) of this section, such that the overall PM emission rate calculated in paragraph (a)(2)(v) of this section is less than or

Environmental Protection Agency

§ 63.865

equal to the overall PM emission limit determined in paragraph (a)(1) of this section, as appropriate.

(i) The PM emission rate from each affected recovery furnace must be determined using Equation 2 of this section as follows:

$$ER_{RF} = (F1)(C_{EL, RF})(Q_{RF})/(BLS) \quad (\text{Eq. 2})$$

Where:

ER_{RF}=emission rate from each recovery furnace, kg/Mg (lb/ton) of black liquor solids.
F1=conversion factor, 1.44 min·kg/d·g (0.206 min·lb/d·gr).

C_{EL, RF}=PM emission limit proposed by owner or operator for the recovery furnace, g/dscm (gr/dscf) corrected to 8 percent oxygen.

Q_{RF}=average volumetric gas flow rate from the recovery furnace measured during the

performance test and corrected to 8 percent oxygen, dscm/min (dscf/min).

BLS=average black liquor solids firing rate of the recovery furnace measured during the performance test, Mg/d (ton/d) of black liquor solids.

(ii) The PM emission rate from each affected smelt dissolving tank must be determined using Equation 3 of this section as follows:

$$ER_{SDT} = (F1)(C_{EL, SDT})(Q_{SDT})/(BLS) \quad (\text{Eq. 3})$$

Where:

ER_{SDT}=emission rate from each SDT, kg/Mg (lb/ton) of black liquor solids fired.

F1=conversion factor, 1.44 min·kg/d·g (0.206 min·lb/d·gr).

C_{EL, SDT}=PM emission limit proposed by owner or operator for the smelt dissolving tank, g/dscm (gr/dscf).

Q_{SDT}=average volumetric gas flow rate from the smelt dissolving tank measured during the performance test, dscm/min (dscf/min).

BLS=average black liquor solids firing rate of the associated recovery furnace meas-

ured during the performance test, Mg/d (ton/d) of black liquor solids fired. If more than one SDT is used to dissolve the smelt from a given recovery furnace, then the black liquor solids firing rate of the furnace must be proportioned according to the size of the SDT.

(iii) The PM emission rate from each affected lime kiln must be determined using Equation 4 of this section as follows:

$$ER_{LK} = (F1)(C_{EL, LK})(Q_{LK})(CaO_{tot}/BLS_{tot})/(CaO_{LK}) \quad (\text{Eq. 4})$$

Where:

ER_{LK}=emission rate from each lime kiln, kg/Mg (lb/ton) of black liquor solids.

F1=conversion factor, 1.44 min·kg/d·g (0.206 min·lb/d·gr).

C_{EL, LK}=PM emission limit proposed by owner or operator for the lime kiln, g/dscm (gr/dscf) corrected to 10 percent oxygen.

Q_{LK}=average volumetric gas flow rate from the lime kiln measured during the performance test and corrected to 10 percent oxygen, dscm/min (dscf/min).

CaO_{LK}=lime production rate of the lime kiln, measured as CaO during the performance test, Mg/d (ton/d) of CaO.

CaO_{tot}=sum of the average lime production rates for all existing lime kilns in the chemical recovery system at the mill measured as CaO during the performance test, Mg/d (ton/d).

BLS_{tot}=sum of the average black liquor solids firing rates of all recovery furnaces in the chemical recovery system at the mill measured during the performance test, Mg/d (ton/d) of black liquor solids.

(iv) If more than one similar process unit is operated in the chemical recovery system at the kraft or soda pulp mill, Equation 5 of this section must be

§ 63.865

40 CFR Ch. I (7-1-07 Edition)

used to calculate the overall PM emission rate from all similar process units in the chemical recovery system at the

mill and must be used in determining the overall PM emission rate for the chemical recovery system at the mill:

$$ER_{PU_{tot}} = ER_{PU1} (PR_{PU1} / PR_{tot}) + \dots + (ER_{PUi}) (PR_{PUi} / PR_{tot}) \quad (\text{Eq. 5})$$

Where:

$ER_{PU_{tot}}$ =overall PM emission rate from all similar process units, kg/Mg (lb/ton) of black liquor solids fired.

ER_{PUi} =PM emission rate from process unit No. i, kg/Mg (lb/ton) of black liquor solids fired, calculated using Equation 2, 3, or 4 in paragraphs (a)(2)(i) through (iii) of this section.

PR_{PUi} =black liquor solids firing rate in Mg/d (ton/d) for process unit No. i, if process unit is a recovery furnace or SDT. The CaO production rate in Mg/d (ton/d) for process unit No. i, if process unit is a lime kiln.

PR_{tot} =total black liquor solids firing rate in Mg/d (ton/d) for all recovery furnaces in the chemical recovery system at the kraft or soda pulp mill if the similar process units are recovery furnaces or SDT, or the total CaO production rate in Mg/d (ton/d)

for all lime kilns in the chemical recovery system at the mill if the similar process units are lime kilns.

ER_{PUi} =PM emission rate from process unit No. i, kg/Mg (lb/ton) of black liquor solids fired.

PR_{PUi} =black liquor solids firing rate in Mg/d (ton/d) for process unit No. i, if process unit is a recovery furnace or SDT. The CaO production rate in Mg/d (ton/d) for process unit No. i, if process unit is a lime kiln.

i=number of similar process units located in the chemical recovery system at the kraft or soda pulp mill.

(v) The overall PM emission rate for the chemical recovery system at the mill must be determined using Equation 6 of this section as follows:

$$ER_{tot} = ER_{RF_{tot}} + ER_{SDT_{tot}} + ER_{LK_{tot}} \quad (\text{Eq. 6})$$

Where:

ER_{tot} =overall PM emission rate for the chemical recovery system at the mill, kg/Mg (lb/ton) of black liquor solids fired.

$ER_{RF_{tot}}$ =PM emission rate from all kraft or soda recovery furnaces, calculated using Equation 2 or 5 in paragraphs (a)(2)(i) and (iv) of this section, where applicable, kg/Mg (lb/ton) of black liquor solids fired.

$ER_{SDT_{tot}}$ =PM emission rate from all smelt dissolving tanks, calculated using Equation 3 or 5 in paragraphs (a)(2)(ii) and (iv) of this section, where applicable, kg/Mg (lb/ton) of black liquor solids fired.

$ER_{LK_{tot}}$ =PM emission rate from all lime kilns, calculated using Equation 4 or 5 in paragraphs (a)(2)(iii) and (iv) of this section, where applicable, kg/Mg (lb/ton) of black liquor solids fired.

(vi) After the Administrator has approved the PM emissions limits for each kraft or soda recovery furnace, smelt dissolving tank, and lime kiln, the owner or operator complying with an overall PM emission limit established in § 63.862(a)(1)(i) must demonstrate compliance with the HAP

metals standard by demonstrating compliance with the approved PM emissions limits for each affected kraft or soda recovery furnace, smelt dissolving tank, and lime kiln, using the test methods and procedures in paragraph (b) of this section.

(b) The owner or operator seeking to determine compliance with § 63.862(a), (b), or (d) must use the procedures in paragraphs (b)(1) through (6) of this section.

(1) For purposes of determining the concentration or mass of PM emitted from each kraft or soda recovery furnace, sulfite combustion unit, smelt dissolving tank, lime kiln, or the hog fuel dryer at Weyerhaeuser Paper Company's Cosmopolis, Washington facility (Emission Unit no. HD-14), Method 5 or 29 in appendix A of 40 CFR part 60 must be used, except that Method 17 in appendix A of 40 CFR part 60 may be used in lieu of Method 5 or Method 29 if a constant value of 0.009 g/dscm (0.004 gr/dscf) is added to the results of Method

17, and the stack temperature is no greater than 205 °C (400 °F). For Methods 5, 29, and 17, the sampling time and sample volume for each run must be at least 60 minutes and 0.90 dscm (31.8 dscf), and water must be used as the cleanup solvent instead of acetone in the sample recovery procedure.

(2) For sources complying with § 63.862(a) or (b), the PM concentration must be corrected to the appropriate oxygen concentration using Equation 7 of this section as follows:

$$C_{\text{corr}} = C_{\text{meas}} \times \frac{(21 - X)}{(21 - Y)} \quad (\text{Eq. 7})$$

Where:

C_{corr} = The measured concentration corrected for oxygen, g/dscm (gr/dscf);

C_{meas} = The measured concentration uncorrected for oxygen, g/dscm (gr/dscf);

X = The corrected volumetric oxygen concentration (8 percent for kraft or soda recovery furnaces and sulfite combustion units and 10 percent for kraft or soda lime kilns); and

Y = The measured average volumetric oxygen concentration.

(3) Method 3A or 3B in appendix A of 40 CFR part 60 must be used to determine the oxygen concentration. The voluntary consensus standard ANSI/ASME PTC 19.10-1981—Part 10 (incorporated by reference—see § 63.14) may be used as an alternative to using Method 3B. The gas sample must be taken at the same time and at the same traverse points as the particulate sample.

(4) For purposes of complying with of § 63.862(a)(1)(ii)(A), the volumetric gas flow rate must be corrected to the appropriate oxygen concentration using Equation 8 of this section as follows:

$$Q_{\text{corr}} = Q_{\text{meas}} \times (21 - Y) / (21 - X) \quad (\text{Eq. 8})$$

Where:

Q_{corr} = the measured volumetric gas flow rate corrected for oxygen, dscm/min (dscf/min).

Q_{meas} = the measured volumetric gas flow rate uncorrected for oxygen, dscm/min (dscf/min).

Y = the measured average volumetric oxygen concentration.

X = the corrected volumetric oxygen concentration (8 percent for kraft or soda recovery furnaces and 10 percent for kraft or soda lime kilns).

(5)(i) For purposes of selecting sampling port location and number of tra-

verse points, Method 1 or 1A in appendix A of 40 CFR part 60 must be used;

(ii) For purposes of determining stack gas velocity and volumetric flow rate, Method 2, 2A, 2C, 2D, 2F, or 2G in appendix A of 40 CFR part 60 must be used;

(iii) For purposes of conducting gas analysis, Method 3, 3A, or 3B in appendix A of 40 CFR part 60 must be used. The voluntary consensus standard ANSI/ASME PTC 19.10-1981—Part 10 (incorporated by reference—see § 63.14) may be used as an alternative to using Method 3B; and

(iv) For purposes of determining moisture content of stack gas, Method 4 in appendix A of 40 CFR part 60 must be used.

(6) Process data measured during the performance test must be used to determine the black liquor solids firing rate on a dry basis and the CaO production rate.

(c) The owner or operator of each affected source or process unit complying with the gaseous organic HAP standard in § 63.862(c)(1) must demonstrate compliance according to the provisions in paragraphs (c)(1) and (2) of this section.

(1) The owner or operator complying through the use of an NDCE recovery furnace equipped with a dry ESP system is not required to conduct any performance testing to demonstrate compliance with the gaseous organic HAP standard.

(2) The owner or operator complying without using an NDCE recovery furnace equipped with a dry ESP system must use Method 308 in appendix A of this part, as well as the methods listed in paragraphs (b)(5)(i) through (iv) of this section. The sampling time and sample volume for each Method 308 run must be at least 60 minutes and 0.014 dscm (0.50 dscf), respectively.

(i) The emission rate from any new NDCE recovery furnace must be determined using Equation 9 of this section as follows:

$$ER_{\text{NDCE}} = \frac{(MR_{\text{meas}})}{\text{BLS}} \quad (\text{Eq. 9})$$

Where:

ER_{NDCE} = Methanol emission rate from the NDCE recovery furnace, kg/Mg (lb/ton) of black liquor solids fired;

MR_{meas} = Measured methanol mass emission rate from the NDCE recovery furnace, kg/hr (lb/hr); and
 BLS = Average black liquor solids firing rate of the NDCE recovery furnace, megagrams per hour (Mg/hr) (tons per hour (ton/hr))

determined using process data measured during the performance test.

(ii) The emission rate from any new DCE recovery furnace system must be determined using Equation 10 of this section as follows:

$$ER_{DCE} = \left[\frac{(MR_{meas, RF})}{BLS_{RF}} \right] + \left[\frac{MR_{meas, BLO}}{BLS_{BLO}} \right] \quad (\text{Eq. 10})$$

Where:

ER_{DCE} = Methanol emission rate from each DCE recovery furnace system, kg/Mg (lb/ton) of black liquor solids fired;

MR_{meas, RF} = Average measured methanol mass emission rate from each DCE recovery furnace, kg/hr (lb/hr);

MR_{meas, BLO} = Average measured methanol mass emission rate from the black liquor oxidation system, kg/hr (lb/hr);

BLS_{RF} = Average black liquor solids firing rate for each DCE recovery furnace, Mg/hr (ton/hr) determined using process data measured during the performance test; and

BLS_{BLO} = The average mass rate of black liquor solids treated in the black liquor oxidation system, Mg/hr (ton/hr) determined using process data measured during the performance test.

(d) The owner or operator seeking to determine compliance with the gaseous organic HAP standards in §63.862(c)(2) for semichemical combustion units must use Method 25A in appendix A of 40 CFR part 60, as well as the methods listed in paragraphs (b)(5)(i) through (iv) of this section. The sampling time for each Method 25A run must be at least 60 minutes. The calibration gas

for each Method 25A run must be propane.

(1) The emission rate from any new or existing semichemical combustion unit must be determined using Equation 11 of this section as follows:

$$ER_{SCCU} = \frac{(THC_{meas})}{BLS} \quad (\text{Eq. 11})$$

Where:

ER_{SCCU} = THC emission rate reported as carbon from each semichemical combustion unit, kg/Mg (lb/ton) of black liquor solids fired;

THC_{meas} = Measured THC mass emission rate reported as carbon, kg/hr (lb/hr); and

BLS = Average black liquor solids firing rate, Mg/hr (ton/hr); determined using process data measured during the performance test.

(2) If the owner or operator of the semichemical combustion unit has selected the percentage reduction standards for THC, under §63.862(c)(2)(ii), the percentage reduction in THC emissions is computed using Equation 12 of this section as follows, provided that E_i and E_o are measured simultaneously:

$$(\%R_{THC}) = \left(\frac{E_i - E_o}{E_i} \right) \times 100 \quad (\text{Eq. 12})$$

Where:

%R_{THC} = percentage reduction of total hydrocarbons emissions achieved.

E_i = measured THC mass emission rate at the THC control device inlet, kg/hr (lb/hr).

E_o = measured THC mass emission rate at the THC control device outlet, kg/hr (lb/hr).

[66 FR 3193, Jan. 12, 2001, as amended at 66 FR 37593, July 19, 2001; 68 FR 7716, Feb. 18, 2003; 68 FR 67955, Dec. 5, 2003]

§ 63.866 Recordkeeping requirements.

(a) *Startup, shutdown, and malfunction plan.* The owner or operator must develop a written plan as described in § 63.6(e)(3) that contains specific procedures for operating the source and maintaining the source during periods of startup, shutdown, and malfunction, and a program of corrective action for malfunctioning process and control systems used to comply with the standards. In addition to the information required in § 63.6(e), the plan must include the requirements in paragraphs (a)(1) and (2) of this section.

(1) Procedures for responding to any process parameter level that is inconsistent with the level(s) established under § 63.864(j), including the procedures in paragraphs (a)(1)(i) and (ii) of this section:

(i) Procedures to determine and record the cause of an operating parameter exceedance and the time the exceedance began and ended; and

(ii) Corrective actions to be taken in the event of an operating parameter exceedance, including procedures for recording the actions taken to correct the exceedance.

(2) The startup, shutdown, and malfunction plan also must include the schedules listed in paragraphs (a)(2)(i) and (ii) of this section:

(i) A maintenance schedule for each control technique that is consistent with, but not limited to, the manufacturer's instructions and recommendations for routine and long-term maintenance; and

(ii) An inspection schedule for each continuous monitoring system required under § 63.864 to ensure, at least once in each 24-hour period, that each continuous monitoring system is properly functioning.

(b) The owner or operator of an affected source or process unit must maintain records of any occurrence when corrective action is required under § 63.864(k)(1), and when a violation is noted under § 63.864(k)(2).

(c) In addition to the general records required by § 63.10(b)(2), the owner or operator must maintain records of the information in paragraphs (c)(1) through (7) of this section:

(1) Records of black liquor solids firing rates in units of Mg/d or ton/d for

all recovery furnaces and semichemical combustion units;

(2) Records of CaO production rates in units of Mg/d or ton/d for all lime kilns;

(3) Records of parameter monitoring data required under § 63.864, including any period when the operating parameter levels were inconsistent with the levels established during the initial performance test, with a brief explanation of the cause of the deviation, the time the deviation occurred, the time corrective action was initiated and completed, and the corrective action taken;

(4) Records and documentation of supporting calculations for compliance determinations made under §§ 63.865(a) through (d);

(5) Records of monitoring parameter ranges established for each affected source or process unit;

(6) Records certifying that an NDCE recovery furnace equipped with a dry ESP system is used to comply with the gaseous organic HAP standard in § 63.862(c)(1).

(7) For the bag leak detection system on the hog fuel dryer fabric filter at Weyerhaeuser Paper Company's Cosmopolis, Washington facility (Emission Unit no. HD-14), records of each alarm, the time of the alarm, the time corrective action was initiated and completed, and a brief description of the cause of the alarm and the corrective action taken.

(d) For operation under § 63.863(c)(2), Georgia-Pacific Corporation must keep a record of the hours of operation of the two existing semichemical combustion units at their Big Island, VA facility.

[66 FR 3193, Jan. 12, 2001, as amended at 66 FR 16408, Mar. 26, 2001; 68 FR 7718, Feb. 18, 2003; 69 FR 25323, May 6, 2004; 71 FR 20458, Apr. 20, 2006]

§ 63.867 Reporting requirements.

(a) *Notifications.* (1) The owner or operator of any affected source or process unit must submit the applicable notifications from subpart A of this part, as specified in Table 1 of this subpart.

(2) Notifications specific to Georgia-Pacific Corporation's affected sources in Big Island, Virginia.

(i) For a compliance extension under § 63.863(c)(1), submit a notice that provides the date of Georgia-Pacific's determination that the black liquor gasification system is not successful and the reasons why the technology is not successful. The notice must be submitted within 15 days of Georgia-Pacific's determination, but not later than March 16, 2005.

(ii) For operation under § 63.863(c)(2), submit a notice providing: a statement that Georgia-Pacific Corporation intends to run the Kraft black liquor trials, the anticipated period in which the trials will take place, and a statement explaining why the trials could not be conducted prior to March 1, 2005. The notice must be submitted at least 30 days prior to the start of the Kraft liquor trials.

(3) In addition to the requirements in subpart A of this part, the owner or operator of the hog fuel dryer at Weyerhaeuser Paper Company's Cosmopolis, Washington, facility (Emission Unit no. HD-14) must include analysis and supporting documentation demonstrating conformance with EPA guidance and specifications for bag leak detection systems in § 63.864(e)(12) in the Notification of Compliance Status.

(b) *Additional reporting requirements for HAP metals standards.* (1) Any owner or operator of a group of process units in a chemical recovery system at a mill complying with the PM emissions limits in § 63.862(a)(1)(ii) must submit the PM emissions limits determined in § 63.865(a) for each affected kraft or soda recovery furnace, smelt dissolving tank, and lime kiln to the Administrator for approval. The emissions limits must be submitted as part of the notification of compliance status required under subpart A of this part.

(2) Any owner or operator of a group of process units in a chemical recovery system at a mill complying with the PM emissions limits in § 63.862(a)(1)(ii) must submit the calculations and supporting documentation used in § 63.865(a)(1) and (2) to the Administrator as part of the notification of compliance status required under subpart A of this part.

(3) After the Administrator has approved the emissions limits for any

process unit, the owner or operator of a process unit must notify the Administrator before any of the actions in paragraphs (b)(3)(i) through (iv) of this section are taken:

(i) The air pollution control system for any process unit is modified or replaced;

(ii) Any kraft or soda recovery furnace, smelt dissolving tank, or lime kiln in a chemical recovery system at a kraft or soda pulp mill complying with the PM emissions limits in § 63.862(a)(1)(ii) is shut down for more than 60 consecutive days;

(iii) A continuous monitoring parameter or the value or range of values of a continuous monitoring parameter for any process unit is changed; or

(iv) The black liquor solids firing rate for any kraft or soda recovery furnace during any 24-hour averaging period is increased by more than 10 percent above the level measured during the most recent performance test.

(4) An owner or operator of a group of process units in a chemical recovery system at a mill complying with the PM emissions limits in § 63.862(a)(1)(ii) and seeking to perform the actions in paragraph (b)(3)(i) or (ii) of this section must recalculate the overall PM emissions limit for the group of process units and resubmit the documentation required in paragraph (b)(2) of this section to the Administrator. All modified PM emissions limits are subject to approval by the Administrator.

(c) *Excess emissions report.* The owner or operator must report quarterly if measured parameters meet any of the conditions specified in paragraph (k)(1) or (2) of § 63.864. This report must contain the information specified in § 63.10(c) of this part as well as the number and duration of occurrences when the source met or exceeded the conditions in § 63.864(k)(1), and the number and duration of occurrences when the source met or exceeded the conditions in § 63.864(k)(2). Reporting excess emissions below the violation thresholds of § 63.864(k) does not constitute a violation of the applicable standard.

(1) When no exceedances of parameters have occurred, the owner or operator must submit a semiannual report

Environmental Protection Agency

Pt. 63, Subpt. MM, Table 1

stating that no excess emissions occurred during the reporting period.

(2) The owner or operator of an affected source or process unit subject to the requirements of this subpart and subpart S of this part may combine excess emissions and/or summary reports for the mill.

[66 FR 3193, Jan. 12, 2001 as amended at 66 FR 16408, Mar. 26, 2001; 68 FR 7718, Feb. 18, 2003; 68 FR 42605, July 18, 2003; 68 FR 46108, Aug. 5, 2003; 69 FR 25323, May 6, 2004]

§ 63.868 Delegation of authority.

(a) In delegating implementation and enforcement authority to a State under section 112(d) of the Clean Air Act, the authorities contained in para-

graph (b) of this section must be retained by the Administrator and not transferred to a State.

(b) The authorities which will not be delegated to States are listed in paragraphs (b)(1) through (4) of this section:

(1) Approval of alternatives to standards in § 63.862 under § 63.6(g).

(2) Approval of major alternatives to test methods under § 63.7(e)(2)(ii) and (f) and as defined in § 63.90.

(3) Approval of major alternatives to monitoring under § 63.8(f) and as defined in § 63.90.

(4) Approval of major alternatives to recordkeeping and reporting under § 63.10(f) and as defined in § 63.90.

TABLE 1 TO SUBPART MM OF PART 63—GENERAL PROVISIONS APPLICABILITY TO SUBPART MM

General provisions reference	Summary of requirements	Applies to subpart MM	Explanation
63.1(a)(1)	General applicability of the General Provisions.	Yes	Additional terms defined in § 63.861; when overlap between subparts A and MM of this part, subpart MM takes precedence.
63.1(a)(2)–(14)	General applicability of the General Provisions.	Yes.	
63.1(b)(1)	Initial applicability determination.	No.	Subpart MM specifies the applicability in § 63.860.
63.1(b)(2)	Title V operating permit—see 40 CFR part 70.	Yes	All major affected sources are required to obtain a title V permit.
63.1(b)(3)	Record of the applicability determination.	No	All affected sources are subject to subpart MM according to the applicability definition of subpart MM.
63.1(c)(1)	Applicability of subpart A of this part after a relevant standard has been set.	Yes	Subpart MM clarifies the applicability of each paragraph of subpart A of this part to sources subject to subpart MM.
63.1(c)(2)	Title V permit requirement	Yes	All major affected sources are required to obtain a title V permit. There are no area sources in the pulp and paper mill source category.
63.1(c)(3)	[Reserved]	NA.	
63.1(c)(4)	Requirements for existing source that obtains an extension of compliance.	Yes.	
63.1(c)(5)	Notification requirements for an area source that increases HAP emissions to major source levels.	Yes.	
63.1(d)	[Reserved]	NA.	
63.1(e)	Applicability of permit program before a relevant standard has been set.	Yes.	
63.2	Definitions	Yes	Additional terms defined in § 63.861; when overlap between subparts A and MM of this part occurs, subpart MM takes precedence.
63.3	Units and abbreviations	Yes.	

Pt. 63, Subpt. MM, Table 1

40 CFR Ch. I (7-1-07 Edition)

General provisions reference	Summary of requirements	Applies to subpart MM	Explanation
63.4	Prohibited activities and circumvention.	Yes.	
63.5(a)	Construction and reconstruction—applicability.	Yes.	
63.5(b)(1)	Upon construction, relevant standards for new sources.	Yes.	
63.5(b)(2)	[Reserved]	NA.	
63.5(b)(3)	New construction/reconstruction.	Yes.	
63.5(b)(4)	Construction/reconstruction notification.	Yes.	
63.5(b)(5)	Construction/reconstruction compliance.	Yes.	
63.5(b)(6)	Equipment addition or process change.	Yes.	
63.5(c)	[Reserved]	NA.	
63.5(d)	Application for approval of construction/reconstruction.	Yes.	
63.5(e)	Construction/reconstruction approval.	Yes.	
63.5(f)	Construction/reconstruction approval based on prior State preconstruction review.	Yes.	
63.6(a)(1)	Compliance with standards and maintenance requirements—applicability.	Yes.	
63.6(a)(2)	Requirements for area source that increases emissions to become major.	Yes.	
63.6(b)	Compliance dates for new and reconstructed sources.	Yes.	
63.6(c)	Compliance dates for existing sources.	Yes, except for sources granted extensions under 63.863(c).	Subpart MM specifically stipulates the compliance schedule for existing sources.
63.6(d)	[Reserved]	NA.	
63.6(e)	Operation and maintenance requirements.	Yes.	
63.6(f)	Compliance with nonopacity emissions standards.	Yes.	
63.6(g)	Compliance with alternative nonopacity emissions standards.	Yes.	
63.6(h)	Compliance with opacity and visible emissions (VE) standards.	Yes	Subpart MM does not contain any opacity or VE standards; however, § 63.864 specifies opacity monitoring requirements.
63.6(i)	Extension of compliance with emission standards.	Yes, except for sources granted extensions under 63.863(c).	
63.6(j)	Exemption from compliance with emissions standards.	Yes.	
63.7(a)(1)	Performance testing requirements—applicability.	Yes	§ 63.865(c)(1) specifies the only exemption from performance testing allowed under subpart MM.
63.7(a)(2)	Performance test dates	Yes.	
63.7(a)(3)	Performance test requests by Administrator under CAA section 114.	Yes.	
63.7(b)(1)	Notification of performance test.	Yes.	
63.7(b)(2)	Notification of delay in conducting a scheduled performance test.	Yes.	
63.7(c)	Quality assurance program	Yes.	
63.7(d)	Performance testing facilities	Yes.	
63.7(e)	Conduct of performance tests	Yes.	
63.7(f)	Use of an alternative test method.	Yes.	
63.7(g)	Data analysis, recordkeeping, and reporting.	Yes.	

Environmental Protection Agency

Pt. 63, Subpt. MM, Table 1

General provisions reference	Summary of requirements	Applies to subpart MM	Explanation
63.7(h)	Waiver of performance tests ...	Yes	§ 63.865(c)(1) specifies the only exemption from performance testing allowed under subpart MM. See § 63.864.
63.8(a)	Monitoring requirements—applicability.	Yes	
63.8(b)	Conduct of monitoring	Yes	See § 63.864.
63.8(c)	Operation and maintenance of CMS.	Yes	See § 63.864.
63.8(d)	Quality control program	Yes	See § 63.864.
63.8(e)(1)	Performance evaluation of CMS.	Yes.	
63.8(e)(2)	Notification of performance evaluation.	Yes.	
63.8(e)(3)	Submission of site-specific performance evaluation test plan.	Yes.	
63.8(e)(4)	Conduct of performance evaluation and performance evaluation dates.	Yes.	
63.8(e)(5)	Reporting performance evaluation results.	Yes.	
63.8(f)	Use of an alternative monitoring method.	Yes.	
63.8(g)	Reduction of monitoring data	Yes.	
63.9(a)	Notification requirements—applicability and general information.	Yes.	
63.9(b)	Initial notifications	Yes.	
63.9(c)	Request for extension of compliance.	Yes.	
63.9(d)	Notification that source subject to special compliance requirements.	Yes.	
63.9(e)	Notification of performance test.	Yes.	
63.9(f)	Notification of opacity and VE observations.	Yes	Subpart MM does not contain any opacity or VE standards; however, § 63.864 specifies opacity monitoring requirements.
63.9(g)(1)	Additional notification requirements for sources with CMS.	Yes.	
63.9(g)(2)	Notification of compliance with opacity emissions standard.	Yes	Subpart MM does not contain any opacity or VE emissions standards; however, § 63.864 specifies opacity monitoring requirements.
63.9(g)(3)	Notification that criterion to continue use of alternative to relative accuracy testing has been exceeded.	Yes.	
63.9(h)	Notification of compliance status.	Yes.	
63.9(i)	Adjustment to time periods or postmark deadlines for submittal and review of required communications.	Yes.	
63.9(j)	Change in information already provided.	Yes.	
63.10(a)	Recordkeeping requirements—applicability and general information.	Yes	See § 63.866.
63.10(b)(1)	Records retention	Yes.	
63.10(b)(2)	Information and documentation to support notifications and demonstrate compliance.	Yes.	
63.10(b)(3)	Records retention for sources not subject to relevant standard.	Yes	Applicability requirements are given in § 63.860.
63.10(c)	Additional recordkeeping requirements for sources with CMS.	Yes.	

General provisions reference	Summary of requirements	Applies to subpart MM	Explanation
63.10(d)(1)	General reporting requirements.	Yes.	Subpart MM does not include any opacity or VE standards; however, § 63.864 specifies opacity monitoring requirements.
63.10(d)(2)	Reporting results of performance tests.	Yes.	
63.10(d)(3)	Reporting results of opacity or VE observations.	Yes	
63.10(d)(4)	Progress reports	Yes.	
63.10(d)(5)	Periodic and immediate start-up, shutdown, and malfunction reports.	Yes.	
63.10(e)	Additional reporting requirements for sources with CMS.	Yes.	
63.10(f)	Waiver of recordkeeping and reporting requirements.	Yes.	
63.11	Control device requirements for flares.	No	
63.12	State authority and delegations.	Yes.	
63.13	Addresses of State air pollution control agencies and EPA Regional Offices.	Yes.	
63.14	Incorporations by reference	Yes.	The use of flares to meet the standards in subpart MM is not anticipated.
63.15	Availability of information and confidentiality.	Yes.	

[66 FR 3193, Jan. 12, 2001, as amended at 66 FR 16408, Mar. 26, 2001]

Subpart OO—National Emission Standards for Tanks—Level 1

SOURCE: 61 FR 34184, July 1, 1996, unless otherwise noted.

§ 63.900 Applicability.

The provisions of this subpart apply to the control of air emissions from tanks for which another subpart of 40 CFR parts 60, 61, or 63 references the use of this subpart for such air emission control. These air emission standards for tanks are placed here for administrative convenience and only apply to those owners and operators of facilities subject to the other subparts that reference this subpart. The provisions of 40 CFR part 63, subpart A—General Provisions do not apply to this subpart except as noted in the subpart that references this subpart.

§ 63.901 Definitions.

All terms used in this subpart shall have the meaning given to them in the Act and in this section. If a term is defined in both this section and in another subpart that references the use of this subpart, then the definition in this

subpart shall take precedence when implementing this subpart.

Closure device means a cap, hatch, lid, plug, seal, valve, or other type of fitting that, when the device is secured in the closed position, prevents or reduces air emissions to the atmosphere by blocking an opening in a fixed roof. Closure devices include devices that are detachable from the cover (e.g., a sampling port cap), manually operated (e.g., a hinged access lid or hatch), or automatically operated (e.g., a spring-loaded pressure relief valve).

Fixed roof means a cover that is mounted on a tank in a stationary position and does not move with fluctuations in the level of the liquid managed in the tank.

No detectable organic emissions means no escape of organics to the atmosphere as determined using the procedure specified in § 63.905(a) of this subpart.

Regulated-material means the material (e.g. waste, wastewater, off-site material) required to be managed in tanks using air emission controls in accordance with the standards specified in this subpart.

APPENDIX I
40 CFR Part 63 Subpart JJJJ
National Emission Standards for Hazardous Air Pollutants:
Paper and Other Web Coating

contiguous controlled spray booth zones being tested, liters.

$V_{\text{booth}, i}$ = Volume of coating, i , or of the group of coatings including coating, i , sprayed in the entire spray booth containing the controlled spray booth zone (or group of contiguous controlled spray booth zones) being tested, liters.

4.5 If you conduct multiple panel tests for the same coating or same group of coatings in the same spray booth (either because the coating or group of coatings is controlled in non-contiguous zones of the spray booth, or because you choose to conduct separate panel tests for contiguous controlled spray booth zones), then you may add the result from section 4.4 for each such panel test to get the total capture efficiency for the coating or group of coatings over all of the controlled zones in the spray booth for the coating or group of coatings.

Subpart JJJ—National Emission Standards for Hazardous Air Pollutants: Paper and Other Web Coating

SOURCE: 67 FR 72341, Dec. 4, 2002, unless otherwise noted.

WHAT THIS SUBPART COVERS

§ 63.3280 What is in this subpart?

This subpart describes the actions you must take to reduce emissions of organic hazardous air pollutants (HAP) from paper and other web coating operations. This subpart establishes emission standards for web coating lines and specifies what you must do to comply if you own or operate a facility with web coating lines that is a major source of HAP. Certain requirements apply to all who are subject to this subpart; others depend on the means you use to comply with an emission standard.

§ 63.3290 Does this subpart apply to me?

The provisions of this subpart apply to each new and existing facility that is a major source of HAP, as defined in § 63.2, at which web coating lines are operated.

§ 63.3300 Which of my emission sources are affected by this subpart?

The affected source subject to this subpart is the collection of all web

coating lines at your facility. This includes web coating lines engaged in the coating of metal webs that are used in flexible packaging, and web coating lines engaged in the coating of fabric substrates for use in pressure sensitive tape and abrasive materials. Web coating lines specified in paragraphs (a) through (g) of this section are not part of the affected source of this subpart.

(a) Any web coating line that is stand-alone equipment under subpart KK of this part (National Emission Standards for the Printing and Publishing Industry) which the owner or operator includes in the affected source under subpart KK.

(b) Any web coating line that is a product and packaging rotogravure or wide-web flexographic press under subpart KK of this part (national emission standards for the printing and publishing industry) which is included in the affected source under subpart KK.

(c) Web coating in lithography, screenprinting, letterpress, and narrow-web flexographic printing processes.

(d) Any web coating line subject to subpart EE of this part (national emission standards for magnetic tape manufacturing operations).

(e) Any web coating line that will be subject to the national emission standards for hazardous air pollutants (NESHAP) for surface coating of metal coil currently under development.

(f) Any web coating line that will be subject to the NESHAP for the printing, coating, and dyeing of fabric and other textiles currently under development. This would include any web coating line that coats both a paper or other web substrate and a fabric or other textile substrate, except for a fabric substrate used for pressure sensitive tape and abrasive materials.

(g) Any web coating line that is defined as research or laboratory equipment in § 63.3310.

[67 FR 72341, Dec. 4, 2002, as amended at 71 FR 29805, May 24, 2006]

§ 63.3310 What definitions are used in this subpart?

All terms used in this subpart that are not defined in this section have the meaning given to them in the Clean

Air Act (CAA) and in subpart A of this part.

Always-controlled work station means a work station associated with a dryer from which the exhaust is delivered to a control device with no provision for the dryer exhaust to bypass the control device unless there is an interlock to interrupt and prevent continued coating during a bypass. Sampling lines for analyzers, relief valves needed for safety purposes, and periodic cycling of exhaust dampers to ensure safe operation are not considered bypass lines.

Applied means, for the purposes of this subpart, the amount of organic HAP, coating material, or coating solids (as appropriate for the emission standards in § 63.3320(b)) used by the affected source during the compliance period.

As-applied means the condition of a coating at the time of application to a substrate, including any added solvent.

As-purchased means the condition of a coating as delivered to the user.

Capture efficiency means the fraction of all organic HAP emissions generated by a process that is delivered to a control device, expressed as a percentage.

Capture system means a hood, enclosed room, or other means of collecting organic HAP emissions into a closed-vent system that exhausts to a control device.

Car-seal means a seal that is placed on a device that is used to change the position of a valve or damper (e.g., from open to closed) in such a way that the position of the valve or damper cannot be changed without breaking the seal.

Coating material(s) means all inks, varnishes, adhesives, primers, solvents, reducers, and other coating materials applied to a substrate via a web coating line. Materials used to form a substrate are not considered coating materials.

Control device means a device such as a solvent recovery device or oxidizer which reduces the organic HAP in an exhaust gas by recovery or by destruction.

Control device efficiency means the ratio of organic HAP emissions recovered or destroyed by a control device to the total organic HAP emissions that

are introduced into the control device, expressed as a percentage.

Day means a 24-consecutive-hour period.

Deviation means any instance in which an affected source, subject to this subpart, or an owner or operator of such a source:

(1) Fails to meet any requirement or obligation established by this subpart including, but not limited to, any emission limitation (including any operating limit) or work practice standard;

(2) Fails to meet any term or condition that is adopted to implement an applicable requirement in this subpart and that is included in the operating permit for any affected source required to obtain such a permit; or

(3) Fails to meet any emission limitation (including any operating limit) or work practice standard in this subpart during start-up, shutdown, or malfunction, regardless of whether or not such failure is permitted by this subpart.

Existing affected source means any affected source the construction or reconstruction of which is commenced on or before September 13, 2000, and has not undergone reconstruction as defined in § 63.2.

Fabric means any woven, knitted, plaited, braided, felted, or non-woven material made of filaments, fibers, or yarns including thread. This term includes material made of fiberglass, natural fibers, synthetic fibers, or composite materials.

Facility means all contiguous or adjoining property that is under common ownership or control, including properties that are separated only by a road or other public right-of-way.

Flexible packaging means any package or part of a package the shape of which can be readily changed. Flexible packaging includes, but is not limited to, bags, pouches, labels, liners and wraps utilizing paper, plastic, film, aluminum foil, metallized or coated paper or film, or any combination of these materials.

Formulation data means data on the organic HAP mass fraction, volatile matter mass fraction, or coating solids mass fraction of a material that is generated by the manufacturer or means other than a test method specified in

this subpart or an approved alternative method.

HAP means hazardous air pollutants.

HAP applied means the organic HAP content of all coating materials applied to a substrate by a web coating line at an affected source.

Intermittently-controlled work station means a work station associated with a dryer with provisions for the dryer exhaust to be delivered to or diverted from a control device through a bypass line, depending on the position of a valve or damper. Sampling lines for analyzers, relief valves needed for safety purposes, and periodic cycling of exhaust dampers to ensure safe operation are not considered bypass lines.

Metal coil means a continuous metal strip that is at least 0.15 millimeter (0.006 inch) thick which is packaged in a roll or coil prior to coating. After coating, it may or may not be rewound into a roll or coil. Metal coil does not include metal webs that are coated for use in flexible packaging.

Month means a calendar month or a pre-specified period of 28 days to 35 days to allow for flexibility in record-keeping when data are based on a business accounting period.

Never-controlled work station means a work station that is not equipped with provisions by which any emissions, including those in the exhaust from any associated dryer, may be delivered to a control device.

New affected source means any affected source the construction or reconstruction of which is commenced after September 13, 2000.

Overall organic HAP control efficiency means the total efficiency of a capture and control system.

Pressure sensitive tape means a flexible backing material with a pressure-sensitive adhesive coating on one or both sides of the backing. Examples include, but are not limited to, duct/duct insulation tape and medical tape.

Research or laboratory equipment means any equipment for which the primary purpose is to conduct research and development into new processes and products where such equipment is operated under the close supervision of technically trained personnel and is not engaged in the manufacture of

products for commercial sale in commerce except in a *de minimis* manner.

Rewind or cutting station means a unit from which substrate is collected at the outlet of a web coating line.

Uncontrolled coating line means a coating line consisting of only never-controlled work stations.

Unwind or feed station means a unit from which substrate is fed to a web coating line.

Web means a continuous substrate (e.g., paper, film, foil) which is flexible enough to be wound or unwound as rolls.

Web coating line means any number of work stations, of which one or more applies a continuous layer of coating material across the entire width or any portion of the width of a web substrate, and any associated curing/drying equipment between an unwind or feed station and a rewind or cutting station.

Work station means a unit on a web coating line where coating material is deposited onto a web substrate.

EMISSION STANDARDS AND COMPLIANCE DATES

§ 63.3320 What emission standards must I meet?

(a) If you own or operate any affected source that is subject to the requirements of this subpart, you must comply with these requirements on and after the compliance dates as specified in § 63.3330.

(b) You must limit organic HAP emissions to the level specified in paragraph (b)(1), (2), (3), or (4) of this section.

(1) No more than 5 percent of the organic HAP applied for each month (95 percent reduction) at existing affected sources, and no more than 2 percent of the organic HAP applied for each month (98 percent reduction) at new affected sources; or

(2) No more than 4 percent of the mass of coating materials applied for each month at existing affected sources, and no more than 1.6 percent of the mass of coating materials applied for each month at new affected sources; or

(3) No more than 20 percent of the mass of coating solids applied for each month at existing affected sources, and

§ 63.3321

no more than 8 percent of the coating solids applied for each month at new affected sources.

(4) If you use an oxidizer to control organic HAP emissions, operate the oxidizer such that an outlet organic HAP concentration of no greater than 20 parts per million by volume (ppmv) by compound on a dry basis is achieved and the efficiency of the capture system is 100 percent.

(c) You must demonstrate compliance with this subpart by following the procedures in § 63.3370.

§ 63.3321 What operating limits must I meet?

(a) For any web coating line or group of web coating lines for which you use add-on control devices, unless you use a solvent recovery system and conduct a liquid-liquid material balance, you must meet the operating limits specified in Table 1 to this subpart or according to paragraph (b) of this section. These operating limits apply to emission capture systems and control devices, and you must establish the operating limits during the performance test according to the requirements in § 63.3360(e)(3). You must meet the operating limits at all times after you establish them.

(b) If you use an add-on control device other than those listed in Table 1 to this subpart or wish to monitor an alternative parameter and comply with a different operating limit, you must apply to the Administrator for approval of alternative monitoring under § 63.8(f).

§ 63.3330 When must I comply?

(a) If you own or operate an existing affected source subject to the provisions of this subpart, you must comply by the compliance date. The compliance date for existing affected sources in this subpart is December 5, 2005. You must complete any performance test

required in § 63.3360 within the time limits specified in § 63.7(a)(2).

(b) If you own or operate a new affected source subject to the provisions of this subpart, your compliance date is immediately upon start-up of the new affected source or by December 4, 2002, whichever is later. You must complete any performance test required in § 63.3360 within the time limits specified in § 63.7(a)(2).

(c) If you own or operate a reconstructed affected source subject to the provisions of this subpart, your compliance date is immediately upon startup of the affected source or by December 4, 2002, whichever is later. Existing affected sources which have undergone reconstruction as defined in § 63.2 are subject to the requirements for new affected sources. The costs associated with the purchase and installation of air pollution control equipment are not considered in determining whether the existing affected source has been reconstructed. Additionally, the costs of retrofitting and replacing of equipment that is installed specifically to comply with this subpart are not considered reconstruction costs. You must complete any performance test required in § 63.3360 within the time limits specified in § 63.7(a)(2).

GENERAL REQUIREMENTS FOR COMPLIANCE WITH THE EMISSION STANDARDS AND FOR MONITORING AND PERFORMANCE TESTS

§ 63.3340 What general requirements must I meet to comply with the standards?

Table 2 to this subpart specifies the provisions of subpart A of this part that apply if you are subject to this subpart, such as startup, shutdown, and malfunction plans (SSMP) in § 63.6(e)(3) for affected sources using a control device to comply with the emission standards.

§ 63.3350 If I use a control device to comply with the emission standards, what monitoring must I do?

(a) A summary of monitoring you must do follows:

If you operate a web coating line, and have the following:	Then you must:
(1) Intermittently-controlled work stations ...	Record parameters related to possible exhaust flow bypass of control device and to coating use (§ 63.3350(c)).
(2) Solvent recovery unit	Operate continuous emission monitoring system and perform quarterly audits or determine volatile matter recovered and conduct a liquid-liquid material balance (§ 63.3350(d)).
(3) Control Device	Operate continuous parameter monitoring system (§ 63.3350(e)).
(4) Capture system	Monitor capture system operating parameter (§ 63.3350(f)).

(b) Following the date on which the initial performance test of a control device is completed to demonstrate continuing compliance with the standards, you must monitor and inspect each capture system and each control device used to comply with § 63.3320. You must install and operate the monitoring equipment as specified in paragraphs (c) and (f) of this section.

(c) *Bypass and coating use monitoring.* If you own or operate web coating lines with intermittently-controlled work stations, you must monitor bypasses of the control device and the mass of each coating material applied at the work station during any such bypass. If using a control device for complying with the requirements of this subpart, you must demonstrate that any coating material applied on a never-controlled work station or an intermittently-controlled work station operated in bypass mode is allowed in your compliance demonstration according to § 63.3370(n) and (o). The bypass monitoring must be conducted using at least one of the procedures in paragraphs (c)(1) through (4) of this section for each work station and associated dryer.

(1) *Flow control position indicator.* Install, calibrate, maintain, and operate according to the manufacturer's specifications a flow control position indicator that provides a record indicating whether the exhaust stream from the dryer was directed to the control device or was diverted from the control device. The time and flow control position must be recorded at least once per hour as well as every time the flow direction is changed. A flow control position indicator must be installed at the entrance to any bypass line that could divert the exhaust stream away from the control device to the atmosphere.

(2) *Car-seal or lock-and-key valve closures.* Secure any bypass line valve in

the closed position with a car-seal or a lock-and-key type configuration. A visual inspection of the seal or closure mechanism must be performed at least once every month to ensure that the valve or damper is maintained in the closed position, and the exhaust stream is not diverted through the bypass line.

(3) *Valve closure continuous monitoring.* Ensure that any bypass line valve or damper is in the closed position through continuous monitoring of valve position when the emission source is in operation and is using a control device for compliance with the requirements of this subpart. The monitoring system must be inspected at least once every month to verify that the monitor will indicate valve position.

(4) *Automatic shutdown system.* Use an automatic shutdown system in which the web coating line is stopped when flow is diverted away from the control device to any bypass line when the control device is in operation. The automatic system must be inspected at least once every month to verify that it will detect diversions of flow and would shut down operations in the event of such a diversion.

(d) *Solvent recovery unit.* If you own or operate a solvent recovery unit to comply with § 63.3320, you must meet the requirements in either paragraph (d)(1) or (2) of this section depending on how control efficiency is determined.

(1) *Continuous emission monitoring system (CEMS).* If you are demonstrating compliance with the emission standards in § 63.3320 through continuous emission monitoring of a control device, you must install, calibrate, operate, and maintain the CEMS according to paragraphs (d)(1)(i) through (iii) of this section.

(i) Measure the total organic volatile matter mass flow rate at both the control device inlet and the outlet such

that the reduction efficiency can be determined. Each continuous emission monitor must comply with performance specification 6, 8, or 9 of 40 CFR part 60, appendix B, as appropriate.

(ii) You must follow the quality assurance procedures in procedure 1, appendix F of 40 CFR part 60. In conducting the quarterly audits of the monitors as required by procedure 1, appendix F, you must use compounds representative of the gaseous emission stream being controlled.

(iii) You must have valid data from at least 90 percent of the hours during which the process is operated.

(2) *Liquid-liquid material balance.* If you are demonstrating compliance with the emission standards in § 63.3320 through liquid-liquid material balance, you must install, calibrate, maintain, and operate according to the manufacturer's specifications a device that indicates the cumulative amount of volatile matter recovered by the solvent recovery device on a monthly basis. The device must be certified by the manufacturer to be accurate to within ± 2.0 percent by mass.

(e) *Continuous parameter monitoring system (CPMS).* If you are using a control device to comply with the emission standards in § 63.3320, you must install, operate, and maintain each CPMS specified in paragraphs (e)(9) and (10) and (f) of this section according to the requirements in paragraphs (e)(1) through (8) of this section. You must install, operate, and maintain each CPMS specified in paragraph (c) of this section according to paragraphs (e)(5) through (7) of this section.

(1) Each CPMS must complete a minimum of one cycle of operation for each successive 15-minute period. You must have a minimum of four equally spaced successive cycles of CPMS operation to have a valid hour of data.

(2) You must have valid data from at least 90 percent of the hours during which the process operated.

(3) You must determine the hourly average of all recorded readings according to paragraphs (e)(3)(i) and (ii) of this section.

(i) To calculate a valid hourly value, you must have at least three of four equally spaced data values from that hour from a continuous monitoring

system (CMS) that is not out-of-control.

(ii) Provided all of the readings recorded in accordance with paragraph (e)(3) of this section clearly demonstrate continuous compliance with the standard that applies to you, then you are not required to determine the hourly average of all recorded readings.

(4) You must determine the rolling 3-hour average of all recorded readings for each operating period. To calculate the average for each 3-hour averaging period, you must have at least two of three of the hourly averages for that period using only average values that are based on valid data (*i.e.*, not from out-of-control periods).

(5) You must record the results of each inspection, calibration, and validation check of the CPMS.

(6) At all times, you must maintain the monitoring system in proper working order including, but not limited to, maintaining necessary parts for routine repairs of the monitoring equipment.

(7) Except for monitoring malfunctions, associated repairs, or required quality assurance or control activities (including calibration checks or required zero and span adjustments), you must conduct all monitoring at all times that the unit is operating. Data recorded during monitoring malfunctions, associated repairs, out-of-control periods, or required quality assurance or control activities shall not be used for purposes of calculating the emissions concentrations and percent reductions specified in § 63.3370. You must use all the valid data collected during all other periods in assessing compliance of the control device and associated control system. A monitoring malfunction is any sudden, infrequent, not reasonably preventable failure of the monitoring system to provide valid data. Monitoring failures that are caused in part by poor maintenance or careless operation are not malfunctions.

(8) Any averaging period for which you do not have valid monitoring data and such data are required constitutes a deviation, and you must notify the Administrator in accordance with § 63.3400(c).

(9) *Oxidizer*. If you are using an oxidizer to comply with the emission standards, you must comply with paragraphs (e)(9)(i) through (iii) of this section.

(i) Install, calibrate, maintain, and operate temperature monitoring equipment according to the manufacturer's specifications. The calibration of the chart recorder, data logger, or temperature indicator must be verified every 3 months or the chart recorder, data logger, or temperature indicator must be replaced. You must replace the equipment whether you choose not to perform the calibration or the equipment cannot be calibrated properly.

(ii) For an oxidizer other than a catalytic oxidizer, install, calibrate, operate, and maintain a temperature monitoring device equipped with a continuous recorder. The device must have an accuracy of ± 1 percent of the temperature being monitored in degrees Celsius, or ± 1 °Celsius, whichever is greater. The thermocouple or temperature sensor must be installed in the combustion chamber at a location in the combustion zone.

(iii) For a catalytic oxidizer, install, calibrate, operate, and maintain a temperature monitoring device equipped with a continuous recorder. The device must be capable of monitoring temperature with an accuracy of ± 1 percent of the temperature being monitored in degrees Celsius or ± 1 degree Celsius, whichever is greater. The thermocouple or temperature sensor must be installed in the vent stream at the nearest feasible point to the inlet and outlet of the catalyst bed. Calculate the temperature rise across the catalyst.

(10) *Other types of control devices*. If you use a control device other than an oxidizer or wish to monitor an alternative parameter and comply with a different operating limit, you must

apply to the Administrator for approval of an alternative monitoring method under § 63.8(f).

(f) *Capture system monitoring*. If you are complying with the emission standards in § 63.3320 through the use of a capture system and control device for one or more web coating lines, you must develop a site-specific monitoring plan containing the information specified in paragraphs (f)(1) and (2) of this section for these capture systems. You must monitor the capture system in accordance with paragraph (f)(3) of this section. You must make the monitoring plan available for inspection by the permitting authority upon request.

(1) The monitoring plan must:

(i) Identify the operating parameter to be monitored to ensure that the capture efficiency determined during the initial compliance test is maintained; and

(ii) Explain why this parameter is appropriate for demonstrating ongoing compliance; and

(iii) Identify the specific monitoring procedures.

(2) The monitoring plan must specify the operating parameter value or range of values that demonstrate compliance with the emission standards in § 63.3320. The specified operating parameter value or range of values must represent the conditions present when the capture system is being properly operated and maintained.

(3) You must conduct all capture system monitoring in accordance with the plan.

(4) Any deviation from the operating parameter value or range of values which are monitored according to the plan will be considered a deviation from the operating limit.

(5) You must review and update the capture system monitoring plan at least annually.

§ 63.3360 What performance tests must I conduct?

(a) The performance test methods you must conduct are as follows:

<p>If you control organic HAP on any individual web coating line or any group of web coating lines by:</p>	<p>You must:</p>
<p>(1) Limiting organic HAP or volatile matter content of coatings.</p> <p>(2) Using a capture and control system.</p>	<p>Determine the organic HAP or volatile matter and coating solids content of coating materials according to procedures in § 63.3360(c) and (d). If applicable, determine the mass of volatile matter retained in the coated web or otherwise not emitted to the atmosphere according to § 63.3360(g).</p> <p>Conduct a performance test for each capture and control system to determine: the destruction or removal efficiency of each control device other than solvent recovery according to § 63.3360(e), and the capture efficiency of each capture system according to § 63.3360(f). If applicable, determine the mass of volatile matter retained in the coated web or otherwise not emitted to the atmosphere according to § 63.3360(g).</p>

(b) If you are using a control device to comply with the emission standards in § 63.3320, you are not required to conduct a performance test to demonstrate compliance if one or more of the criteria in paragraphs (b)(1) through (3) of this section are met.

(1) The control device is equipped with continuous emission monitors for determining inlet and outlet total organic volatile matter concentration and capture efficiency has been determined in accordance with the requirements of this subpart such that an overall organic HAP control efficiency can be calculated, and the continuous emission monitors are used to demonstrate continuous compliance in accordance with § 63.3350; or

(2) You have met the requirements of § 63.7(h) (for waiver of performance testing); or

(3) The control device is a solvent recovery system and you comply by means of a monthly liquid-liquid material balance.

(c) *Organic HAP content.* If you determine compliance with the emission standards in § 63.3320 by means other than determining the overall organic HAP control efficiency of a control device, you must determine the organic HAP mass fraction of each coating material "as-purchased" by following one of the procedures in paragraphs (c)(1) through (3) of this section, and determine the organic HAP mass fraction of each coating material "as-applied" by following the procedures in paragraph (c)(4) of this section. If the organic HAP content values are not determined using the procedures in paragraphs (c)(1) through (3) of this section, the owner or operator must submit an alternative test method for determining their values for approval by the Admin-

istrator in accordance with § 63.7(f). The recovery efficiency of the test method must be determined for all of the target organic HAP and a correction factor, if necessary, must be determined and applied.

(1) *Method 311.* You may test the coating material in accordance with Method 311 of appendix A of this part. The Method 311 determination may be performed by the manufacturer of the coating material and the results provided to the owner or operator. The organic HAP content must be calculated according to the criteria and procedures in paragraphs (c)(1)(i) through (iii) of this section.

(i) Include each organic HAP determined to be present at greater than or equal to 0.1 mass percent for Occupational Safety and Health Administration (OSHA)-defined carcinogens as specified in 29 CFR 1910.1200(d)(4) and greater than or equal to 1.0 mass percent for other organic HAP compounds.

(ii) Express the mass fraction of each organic HAP you include according to paragraph (c)(1)(i) of this section as a value truncated to four places after the decimal point (for example, 0.3791).

(iii) Calculate the total mass fraction of organic HAP in the tested material by summing the counted individual organic HAP mass fractions and truncating the result to three places after the decimal point (for example, 0.763).

(2) *Method 24.* For coatings, determine the volatile organic content as mass fraction of nonaqueous volatile matter and use it as a substitute for organic HAP using Method 24 of 40 CFR part 60, appendix A. The Method 24 determination may be performed by the manufacturer of the coating and the results provided to you.

(3) *Formulation data.* You may use formulation data to determine the organic HAP mass fraction of a coating material. Formulation data may be provided to the owner or operator by the manufacturer of the material. In the event of an inconsistency between Method 311 (appendix A of 40 CFR part 63) test data and a facility's formulation data, and the Method 311 test value is higher, the Method 311 data will govern. Formulation data may be used provided that the information represents all organic HAP present at a level equal to or greater than 0.1 percent for OSHA-defined carcinogens as specified in 29 CFR 1910.1200(d)(4) and equal to or greater than 1.0 percent for other organic HAP compounds in any raw material used.

(4) *As-applied organic HAP mass fraction.* If the as-purchased coating material is applied to the web without any solvent or other material added, then the as-applied organic HAP mass fraction is equal to the as-purchased organic HAP mass fraction. Otherwise, the as-applied organic HAP mass fraction must be calculated using Equation 1a of § 63.3370.

(d) *Volatile organic and coating solids content.* If you determine compliance with the emission standards in § 63.3320 by means other than determining the overall organic HAP control efficiency of a control device and you choose to use the volatile organic content as a surrogate for the organic HAP content of coatings, you must determine the as-purchased volatile organic content and coating solids content of each coating material applied by following the procedures in paragraph (d)(1) or (2) of this section, and the as-applied volatile organic content and coating solids content of each coating material by following the procedures in paragraph (d)(3) of this section.

(1) *Method 24.* You may determine the volatile organic and coating solids mass fraction of each coating applied using Method 24 (40 CFR part 60, appendix A.) The Method 24 determination may be performed by the manufacturer of the material and the results provided to you. If these values cannot be determined using Method 24, you must submit an alternative technique for de-

termining their values for approval by the Administrator.

(2) *Formulation data.* You may determine the volatile organic content and coating solids content of a coating material based on formulation data and may rely on volatile organic content data provided by the manufacturer of the material. In the event of any inconsistency between the formulation data and the results of Method 24 of 40 CFR part 60, appendix A, and the Method 24 results are higher, the results of Method 24 will govern.

(3) *As-applied volatile organic content and coating solids content.* If the as-purchased coating material is applied to the web without any solvent or other material added, then the as-applied volatile organic content is equal to the as-purchased volatile content and the as-applied coating solids content is equal to the as-purchased coating solids content. Otherwise, the as-applied volatile organic content must be calculated using Equation 1b of § 63.3370 and the as-applied coating solids content must be calculated using Equation 2 of § 63.3370.

(e) *Control device efficiency.* If you are using an add-on control device other than solvent recovery, such as an oxidizer, to comply with the emission standards in § 63.3320, you must conduct a performance test to establish the destruction or removal efficiency of the control device according to the methods and procedures in paragraphs (e)(1) and (2) of this section. During the performance test, you must establish the operating limits required by § 63.3321 according to paragraph (e)(3) of this section.

(1) An initial performance test to establish the destruction or removal efficiency of the control device must be conducted such that control device inlet and outlet testing is conducted simultaneously, and the data are reduced in accordance with the test methods and procedures in paragraphs (e)(1)(i) through (ix) of this section. You must conduct three test runs as specified in § 63.7(e)(3), and each test run must last at least 1 hour.

(i) Method 1 or 1A of 40 CFR part 60, appendix A, must be used for sample and velocity traverses to determine sampling locations.

(ii) Method 2, 2A, 2C, 2D, 2F, or 2G of 40 CFR part 60, appendix A, must be used to determine gas volumetric flow rate.

(iii) Method 3, 3A, or 3B of 40 CFR part 60, appendix A, must be used for gas analysis to determine dry molecular weight. You may also use as an alternative to Method 3B the manual method for measuring the oxygen, carbon dioxide, and carbon monoxide content of exhaust gas in ANSI/ASME PTC 19.10-1981, "Flue and Exhaust Gas Analyses [Part 10, Instruments and Apparatus]," (incorporated by reference, see § 63.14).

(iv) Method 4 of 40 CFR part 60, appendix A, must be used to determine stack gas moisture.

(v) The gas volumetric flow rate, dry molecular weight, and stack gas moisture must be determined during each test run specified in paragraph (f)(1)(vii) of this section.

(vi) Method 25 or 25A of 40 CFR part 60, appendix A, must be used to determine total gaseous non-methane organic matter concentration. Use the same test method for both the inlet and outlet measurements which must be conducted simultaneously. You must submit notice of the intended test method to the Administrator for approval along with notification of the performance test required under § 63.7(b). You must use Method 25A if any of the conditions described in paragraphs (e)(1)(vi)(A) through (D) of this section apply to the control device.

(A) The control device is not an oxidizer.

(B) The control device is an oxidizer but an exhaust gas volatile organic matter concentration of 50 ppmv or less is required to comply with the emission standards in § 63.3320; or

(C) The control device is an oxidizer but the volatile organic matter concentration at the inlet to the control system and the required level of control are such that they result in exhaust gas volatile organic matter concentrations of 50 ppmv or less; or

(D) The control device is an oxidizer but because of the high efficiency of the control device the anticipated volatile organic matter concentration at the control device exhaust is 50 ppmv

or less, regardless of inlet concentration.

(vii) Except as provided in § 63.7(e)(3), each performance test must consist of three separate runs with each run conducted for at least 1 hour under the conditions that exist when the affected source is operating under normal operating conditions. For the purpose of determining volatile organic compound concentrations and mass flow rates, the average of the results of all the runs will apply.

(viii) Volatile organic matter mass flow rates must be determined for each run specified in paragraph (e)(1)(vii) of this section using Equation 1 of this section:

$$M_f = Q_{sd} C_c [12] [0.0416] [10^{-6}] \quad \text{Eq. 1}$$

Where:

M_f = Total organic volatile matter mass flow rate, kilograms (kg)/hour (h).

Q_{sd} = Volumetric flow rate of gases entering or exiting the control device, as determined according to § 63.3360(e)(1)(ii), dry standard cubic meters (dscm)/h.

C_c = Concentration of organic compounds as carbon, ppmv.

12.0 = Molecular weight of carbon.

0.0416 = Conversion factor for molar volume, kg-moles per cubic meter (mol/m^3) (@ 293 Kelvin (K) and 760 millimeters of mercury (mmHg)).

(ix) For each run, emission control device destruction or removal efficiency must be determined using Equation 2 of this section:

$$E = \frac{M_{fi} - M_{fo}}{M_{fi}} \times 100 \quad \text{Eq. 2}$$

Where:

E = Organic volatile matter control efficiency of the control device, percent.

M_{fi} = Organic volatile matter mass flow rate at the inlet to the control device, kg/h.

M_{fo} = Organic volatile matter mass flow rate at the outlet of the control device, kg/h.

(x) The control device destruction or removal efficiency is determined as the average of the efficiencies determined in the test runs and calculated in Equation 2 of this section.

(2) You must record such process information as may be necessary to determine the conditions in existence at

the time of the performance test. Operations during periods of startup, shutdown, and malfunction will not constitute representative conditions for the purpose of a performance test.

(3) *Operating limits.* If you are using one or more add-on control device other than a solvent recovery system for which you conduct a liquid-liquid material balance to comply with the emission standards in §63.3320, you must establish the applicable operating limits required by §63.3321. These operating limits apply to each add-on emission control device, and you must establish the operating limits during the performance test required by paragraph (e) of this section according to the requirements in paragraphs (e)(3)(i) and (ii) of this section.

(i) *Thermal oxidizer.* If your add-on control device is a thermal oxidizer, establish the operating limits according to paragraphs (e)(3)(i)(A) and (B) of this section.

(A) During the performance test, you must monitor and record the combustion temperature at least once every 15 minutes during each of the three test runs. You must monitor the temperature in the firebox of the thermal oxidizer or immediately downstream of the firebox before any substantial heat exchange occurs.

(B) Use the data collected during the performance test to calculate and record the average combustion temperature maintained during the performance test. This average combustion temperature is the minimum operating limit for your thermal oxidizer.

(ii) *Catalytic oxidizer.* If your add-on control device is a catalytic oxidizer, establish the operating limits according to paragraphs (e)(3)(ii)(A) and (B) or paragraphs (e)(3)(ii)(C) and (D) of this section.

(A) During the performance test, you must monitor and record the temperature just before the catalyst bed and the temperature difference across the catalyst bed at least once every 15 minutes during each of the three test runs.

(B) Use the data collected during the performance test to calculate and record the average temperature just before the catalyst bed and the average temperature difference across the catalyst bed maintained during the per-

formance test. These are the minimum operating limits for your catalytic oxidizer.

(C) As an alternative to monitoring the temperature difference across the catalyst bed, you may monitor the temperature at the inlet to the catalyst bed and implement a site-specific inspection and maintenance plan for your catalytic oxidizer as specified in paragraph (e)(3)(ii)(D) of this section. During the performance test, you must monitor and record the temperature just before the catalyst bed at least once every 15 minutes during each of the three test runs. Use the data collected during the performance test to calculate and record the average temperature just before the catalyst bed during the performance test. This is the minimum operating limit for your catalytic oxidizer.

(D) You must develop and implement an inspection and maintenance plan for your catalytic oxidizer(s) for which you elect to monitor according to paragraph (e)(3)(ii)(C) of this section. The plan must address, at a minimum, the elements specified in paragraphs (e)(3)(ii)(D)(1) through (3) of this section.

(1) Annual sampling and analysis of the catalyst activity (*i.e.*, conversion efficiency) following the manufacturer's or catalyst supplier's recommended procedures,

(2) Monthly inspection of the oxidizer system including the burner assembly and fuel supply lines for problems, and

(3) Annual internal and monthly external visual inspection of the catalyst bed to check for channeling, abrasion, and settling. If problems are found, you must take corrective action consistent with the manufacturer's recommendations and conduct a new performance test to determine destruction efficiency in accordance with this section.

(f) *Capture efficiency.* If you demonstrate compliance by meeting the requirements of §63.3370(e), (f), (g), (h), (i)(2), (k), (n)(2) or (3), or (p), you must determine capture efficiency using the procedures in paragraph (f)(1), (2), or (3) of this section, as applicable.

(1) You may assume your capture efficiency equals 100 percent if your capture system is a permanent total enclosure (PTE). You must confirm that

your capture system is a PTE by demonstrating that it meets the requirements of section 6 of EPA Method 204 of 40 CFR part 51, appendix M, and that all exhaust gases from the enclosure are delivered to a control device.

(2) You may determine capture efficiency according to the protocols for testing with temporary total enclosures that are specified in Methods 204 and 204A through F of 40 CFR part 51, appendix M. You may exclude never-controlled work stations from such capture efficiency determinations.

(3) You may use any capture efficiency protocol and test methods that satisfy the criteria of either the Data Quality Objective or the Lower Confidence Limit approach as described in appendix A of subpart KK of this part. You may exclude never-controlled work stations from such capture efficiency determinations.

(g) *Volatile matter retained in the coated web or otherwise not emitted to the atmosphere.* You may choose to take into account the mass of volatile matter retained in the coated web after curing or drying or otherwise not emitted to the atmosphere when determining compliance with the emission standards in § 63.3320. If you choose this option, you must develop a testing protocol to de-

termine the mass of volatile matter retained in the coated web or otherwise not emitted to the atmosphere and submit this protocol to the Administrator for approval. You must submit this protocol with your site-specific test plan under § 63.7(f). If you intend to take into account the mass of volatile matter retained in the coated web after curing or drying or otherwise not emitted to the atmosphere and demonstrate compliance according to § 63.3370(c)(3), (c)(4), (c)(5), or (d), then the test protocol you submit must determine the mass of organic HAP retained in the coated web or otherwise not emitted to the atmosphere. Otherwise, compliance must be shown using the volatile organic matter content as a surrogate for the HAP content of the coatings.

(h) *Control devices in series.* If you use multiple control devices in series to comply with the emission standards in § 63.3320, the performance test must include, at a minimum, the inlet to the first control device in the series, the outlet of the last control device in the series, and all intermediate streams (e.g., gaseous exhaust to the atmosphere or a liquid stream from a recovery device) that are not subsequently treated by any of the control devices in the series.

REQUIREMENTS FOR SHOWING COMPLIANCE

§ 63.3370 How do I demonstrate compliance with the emission standards?

(a) A summary of how you must demonstrate compliance follows:

If you choose to demonstrate compliance by:	Then you must demonstrate that:	To accomplish this:
(1) Use of "as-purchased" compliant coating materials.	(i) Each coating material used at an existing affected source does not exceed 0.04 kg organic HAP per kg coating material, and each coating material used at a new affected source does not exceed 0.016 kg organic HAP per kg coating material as-purchased; or. (ii) Each coating material used at an existing affected source does not exceed 0.2 kg organic HAP per kg coating solids, and each coating material used at a new affected source does not exceed 0.08 kg organic HAP per kg coating solids as-purchased.	Follow the procedures set out in § 63.3370(b). Follow the procedures set out in § 63.3370(b).
(2) Use of "as-applied" compliant coating materials.	(i) Each coating material used at an existing affected source does not exceed 0.04 kg organic HAP per kg coating material, and each coating material used at a new affected source does not exceed 0.016 kg organic HAP per kg coating material as-applied; or.	Follow the procedures set out in § 63.3370(c)(1). Use either Equation 1a or b of § 63.3370 to determine compliance with § 63.3320(b)(2) in accordance with § 63.3370(c)(5)(i).

Environmental Protection Agency

§ 63.3370

If you choose to demonstrate compliance by:	Then you must demonstrate that:	To accomplish this:
	<p>(ii) Each coating material used at an existing affected source does not exceed 0.2 kg organic HAP per kg coating solids, and each coating material used at a new affected source does not exceed 0.08 kg organic HAP per kg coating solids as-applied; or.</p> <p>(iii) Monthly average of all coating materials used at an existing affected source does not exceed 0.04 kg organic HAP per kg coating material, and monthly average of all coating materials used at a new affected source does not exceed 0.016 kg organic HAP per kg coating material as-applied on a monthly average basis; or.</p> <p>(iv) Monthly average of all coating materials used at an existing affected source does not exceed 0.2 kg organic HAP per kg coating solids, and monthly average of all coating materials used at a new affected source does not exceed 0.08 kg organic HAP per kg coating solids as-applied on a monthly average basis.</p>	<p>Follow the procedures set out in § 63.3370(c)(2). Use Equations 2 and 3 of § 63.3370 to determine compliance with § 63.3320(b)(3) in accordance with § 63.3370(c)(5)(i).</p> <p>Follow the procedures set out in § 63.3370(c)(3). Use Equation 4 of § 63.3370 to determine compliance with § 63.3320(b)(2) in accordance with § 63.3370(c)(5)(ii).</p> <p>Follow the procedures set out in § 63.3370(c)(4). Use Equation 5 of § 63.3370 to determine compliance with § 63.3320(b)(3) in accordance with § 63.3370(c)(5)(ii).</p>
(3) Tracking total monthly organic HAP applied.	Total monthly organic HAP applied does not exceed the calculated limit based on emission limitations.	Follow the procedures set out in § 63.3370(d). Show that total monthly HAP applied (Equation 6 of § 63.3370) is less than the calculated equivalent allowable organic HAP (Equation 13a or b of § 63.3370).
(4) Use of a capture system and control device.	<p>(i) Overall organic HAP control efficiency is equal to 95 percent at an existing affected source and 98 percent at a new affected source on a monthly basis; or oxidizer outlet organic HAP concentration is no greater than 20 ppmv by compound and capture efficiency is 100 percent; or operating parameters are continuously monitored; or.</p> <p>(ii) Overall organic HAP emission rate does not exceed 0.2 kg organic HAP per kg coating solids for an existing affected source or 0.08 kg organic HAP per kg coating solids for a new affected source on a monthly average as-applied basis;.</p> <p>(iii) Overall organic HAP emission rate does not exceed 0.04 kg organic HAP per kg coating material for an existing affected source or 0.016 kg organic HAP per kg coating material for a new affected source on a monthly average as-applied basis; or.</p> <p>(iv) Overall organic HAP emission rate does not exceed the calculated limit based on emission limitations.</p>	<p>Follow the procedures set out in § 63.3370(e) to determine compliance with § 63.3320(b)(1) according to § 63.3370(i) if using a solvent recovery device, or § 63.3370(j) if using a control device and CPMS, or § 63.3370(k) if using an oxidizer.</p> <p>Follow the procedures set out in § 63.3370(f) to determine compliance with § 63.3320(b)(3) according to § 63.3370(i) if using a solvent recovery device, or § 63.3370(k) if using an oxidizer.</p> <p>Follow the procedures set out in § 63.3370(g) to determine compliance with § 63.3320(b)(2) according to § 63.3370(i) if using a solvent recovery device, or § 63.3370(k) if using an oxidizer.</p> <p>Follow the procedures set out in § 63.3370(h). Show that the monthly organic HAP emission rate is less than the calculated equivalent allowable organic HAP emission rate (Equation 13a or b of § 63.3370). Calculate the monthly organic HAP emission rate according to § 63.3370(i) if using a solvent recovery device, or § 63.3370(k) if using an oxidizer.</p>
(5) Use of multiple capture and/or control devices.	(i) Overall organic HAP control efficiency is equal to 95 percent at an existing affected source and 98 percent at a new affected source on a monthly basis; or.	Follow the procedures set out in § 63.3370(e) to determine compliance with § 63.3320(b)(1) according to § 63.3370(e)(1) or (2).

If you choose to demonstrate compliance by:	Then you must demonstrate that:	To accomplish this:
	(ii) Average equivalent organic HAP emission rate does not exceed 0.2 kg organic HAP per kg coating solids for an existing affected source or 0.08 kg organic HAP per kg coating solids for a new affected source on a monthly average as-applied basis; or. (iii) Average equivalent organic HAP emission rate does not exceed 0.04 kg organic HAP per kg coating material for an existing affected source or 0.016 kg organic HAP per kg coating material for a new affected source on a monthly average as-applied basis; or. (iv) Average equivalent organic HAP emission rate does not exceed the calculated limit based on emission limitations.	Follow the procedures set out in § 63.3370(f) to determine compliance with § 63.3320(b)(3) according to § 63.3370(n). Follow the procedures set out in § 63.3370(g) to determine compliance with § 63.3320(b)(2) according to § 63.3370(n). Follow the procedures set out in § 63.3370(h). Show that the monthly organic HAP emission rate is less than the calculated equivalent allowable organic HAP emission rate (Equation 13a or b of § 63.3370) according to § 63.3370(n).
(6) Use of a combination of compliant coatings and control devices.	(i) Average equivalent organic HAP emission rate does not exceed 0.2 kg organic HAP per kg coating solids for an existing affected source or 0.08 kg organic HAP per kg coating solids for a new affected source on a monthly average as-applied basis; or. (ii) Average equivalent organic HAP emission rate does not exceed 0.04 kg organic HAP per kg coating material for an existing affected source or 0.016 kg organic HAP per kg coating material for a new affected source on a monthly average as-applied basis; or. (iii) Average equivalent organic HAP emission rate does not exceed the calculated limit based on emission limitations.	Follow the procedures set out in § 63.3370(f) to determine compliance with § 63.3320(b)(3) according to § 63.3370(n). Follow the procedures set out in § 63.3370(g) to determine compliance with § 63.3320(b)(2) according to § 63.3370(n). Follow the procedures set out in § 63.3370(h). Show that the monthly organic HAP emission rate is less than the calculated equivalent allowable organic HAP emission rate (Equation 13a or b of § 63.3370) according to § 63.3370(n).

(b) *As-purchased "compliant" coating materials.* (1) If you comply by using coating materials that individually meet the emission standards in § 63.3320(b)(2) or (3), you must demonstrate that each coating material applied during the month at an existing affected source contains no more than 0.04 mass fraction organic HAP or 0.2 kg organic HAP per kg coating solids, and that each coating material applied during the month at a new affected source contains no more than 0.016 mass fraction organic HAP or 0.08 kg organic HAP per kg coating solids on an as-purchased basis as determined in accordance with § 63.3360(c).

(2) You are in compliance with emission standards in § 63.3320(b)(2) and (3) if each coating material applied at an ex-

isting affected source is applied as-purchased and contains no more than 0.04 kg organic HAP per kg coating material or 0.2 kg organic HAP per kg coating solids, and each coating material applied at a new affected source is applied as-purchased and contains no more than 0.016 kg organic HAP per kg coating material or 0.08 kg organic HAP per kg coating solids.

(c) *As-applied "compliant" coating materials.* If you comply by using coating materials that meet the emission standards in § 63.3320(b)(2) or (3) as-applied, you must demonstrate compliance by following one of the procedures in paragraphs (c)(1) through (4) of this section. Compliance is determined in accordance with paragraph (c)(5) of this section.

(1) Each coating material as-applied meets the mass fraction of coating material standard (§63.3320(b)(2)). You must demonstrate that each coating material applied at an existing affected source during the month contains no more than 0.04 kg organic HAP per kg coating material applied, and each coating material applied at a new affected source contains no more than 0.016 kg organic HAP per kg coating material applied as determined in accordance with paragraphs (c)(1)(i) and (ii) of this section. You must calculate the as-applied organic HAP content of as-purchased coating materials which are reduced, thinned, or diluted prior to application.

(i) Determine the organic HAP content or volatile organic content of each coating material applied on an as-purchased basis in accordance with §63.3360(c).

(ii) Calculate the as-applied organic HAP content of each coating material using Equation 1a of this section:

$$C_{ahi} = \frac{\left(C_{hi}M_i + \sum_{j=1}^q C_{hij}M_{ij} \right)}{M_i + \sum_{j=1}^q M_{ij}} \quad \text{Eq. 1a}$$

Where:

C_{ahi} = Monthly average, as-applied, organic HAP content of coating material, i, expressed as a mass fraction, kg/kg.

C_{hi} = Organic HAP content of coating material, i, as-purchased, expressed as a mass fraction, kg/kg.

M_i = Mass of as-purchased coating material, i, applied in a month, kg.

q = number of different materials added to the coating material.

C_{hij} = Organic HAP content of material, j, added to as-purchased coating material, i, expressed as a mass fraction, kg/kg.

M_{ij} = Mass of material, j, added to as-purchased coating material, i, in a month, kg.

M_i = Mass of as-purchased coating material, i, applied in a month, kg.

or calculate the as-applied volatile organic content of each coating material using Equation 1b of this section:

$$C_{avi} = \frac{\left(C_{vi}M_i + \sum_{j=1}^q C_{vij}M_{ij} \right)}{M_i + \sum_{j=1}^q M_{ij}} \quad \text{Eq. 1b}$$

Where:

C_{avi} = Monthly average, as-applied, volatile organic content of coating material, i, expressed as a mass fraction, kg/kg.

C_{vi} = Volatile organic content of coating material, i, expressed as a mass fraction, kg/kg.

M_i = Mass of as-purchased coating material, i, applied in a month, kg.

q = Number of different materials added to the coating material.

C_{vij} = Volatile organic content of material, j, added to as-purchased coating material, i, expressed as a mass fraction, kg/kg.

M_{ij} = Mass of material, j, added to as-purchased coating material, i, in a month, kg.

(2) Each coating material as-applied meets the mass fraction of coating solids standard (§63.3320(b)(3)). You must demonstrate that each coating material applied at an existing affected source contains no more than 0.20 kg of organic HAP per kg of coating solids applied and each coating material applied at a new affected source contains no more than 0.08 kg of organic HAP per kg of coating solids applied. You must demonstrate compliance in accordance with paragraphs (c)(2)(i) and (ii) of this section.

(i) Determine the as-applied coating solids content of each coating material following the procedure in §63.3360(d). You must calculate the as-applied coating solids content of coating materials which are reduced, thinned, or diluted prior to application, using Equation 2 of this section:

$$C_{asi} = \frac{\left(C_{si}M_i + \sum_{j=1}^q C_{sij}M_{ij} \right)}{M_i + \sum_{j=1}^q M_{ij}} \quad \text{Eq. 2}$$

Where:

C_{si} = Coating solids content of coating material, i, expressed as a mass fraction, kg/kg.

M_i = Mass of as-purchased coating material, i, applied in a month, kg.

§ 63.3370

40 CFR Ch. I (7-1-07 Edition)

q = Number of different materials added to the coating material.

C_{hij} = Coating solids content of material, j, added to as-purchased coating material, i, expressed as a mass-fraction, kg/kg.

M_{ij} = Mass of material, j, added to as-purchased coating material, i, in a month, kg.

(ii) Calculate the as-applied organic HAP to coating solids ratio using Equation 3 of this section:

$$H_{si} = \frac{C_{ahi}}{C_{asi}} \quad \text{Eq. 3}$$

Where:

H_{si} = As-applied, organic HAP to coating solids ratio of coating material, i.

C_{ahi} = Monthly average, as-applied, organic HAP content of coating material, i, expressed as a mass fraction, kg/kg.

C_{asi} = Monthly average, as-applied, coating solids content of coating material, i, expressed as a mass fraction, kg/kg.

(3) *Monthly average organic HAP content of all coating materials as-applied is less than the mass percent limit (§ 63.3320(b)(2)).* Demonstrate that the monthly average as-applied organic HAP content of all coating materials applied at an existing affected source is less than 0.04 kg organic HAP per kg of coating material applied, and all coating materials applied at a new affected source are less than 0.016 kg organic HAP per kg of coating material applied, as determined by Equation 4 of this section:

$$H_L = \frac{\sum_{i=1}^p C_{hi}M_i + \sum_{j=1}^q C_{hij}M_{ij} - M_{vret}}{\sum_{i=1}^p M_i + \sum_{j=1}^q M_{ij}} \quad \text{Eq. 4}$$

Where:

H_L = Monthly average, as-applied, organic HAP content of all coating materials applied, expressed as kg organic HAP per kg of coating material applied, kg/kg.

p = Number of different coating materials applied in a month.

C_{hi} = Organic HAP content of coating material, i, as-purchased, expressed as a mass fraction, kg/kg.

M_i = Mass of as-purchased coating material, i, applied in a month, kg.

q = Number of different materials added to the coating material.

C_{hij} = Organic HAP content of material, j, added to as-purchased coating material, i, expressed as a mass fraction, kg/kg.

M_{ij} = Mass of material, j, added to as-purchased coating material, i, in a month, kg.

M_{vret} = Mass of volatile matter retained in the coated web after curing or drying, or otherwise not emitted to the atmosphere, kg. The value of this term will be zero in

all cases except where you choose to take into account the volatile matter retained in the coated web or otherwise not emitted to the atmosphere for the compliance demonstration procedures in § 63.3370.

(4) *Monthly average organic HAP content of all coating materials as-applied is less than the mass fraction of coating solids limit (§ 63.3320(b)(3)).* Demonstrate that the monthly average as-applied organic HAP content on the basis of coating solids applied of all coating materials applied at an existing affected source is less than 0.20 kg organic HAP per kg coating solids applied, and all coating materials applied at a new affected source are less than 0.08 kg organic HAP per kg coating solids applied, as determined by Equation 5 of this section:

$$H_s = \frac{\sum_{i=1}^p C_{hi} M_i + \sum_{j=1}^q C_{hij} M_{ij} - M_{vret}}{\sum_{i=1}^p C_{Si} M_i + \sum_{j=1}^q C_{Sij} M_{ij}} \quad \text{Eq. 5}$$

Where:

H_s = Monthly average, as-applied, organic HAP to coating solids ratio, kg organic HAP/kg coating solids applied.

p = Number of different coating materials applied in a month.

C_{hi} = Organic HAP content of coating material, i , as-purchased, expressed as a mass fraction, kg/kg.

M_i = Mass of as-purchased coating material, i , applied in a month, kg.

q = Number of different materials added to the coating material.

C_{hij} = Organic HAP content of material, j , added to as-purchased coating material, i , expressed as a mass fraction, kg/kg.

M_{ij} = Mass of material, j , added to as-purchased coating material, i , in a month, kg.

M_{vret} = Mass of volatile matter retained in the coated web after curing or drying, or otherwise not emitted to the atmosphere, kg. The value of this term will be zero in all cases except where you choose to take into account the volatile matter retained in the coated web or otherwise not emitted to the atmosphere for the compliance demonstration procedures in § 63.3370.

C_{Si} = Coating solids content of coating material, i , expressed as a mass fraction, kg/kg.

C_{Sij} = Coating solids content of material, j , added to as-purchased coating material, i , expressed as a mass-fraction, kg/kg.

(5) The affected source is in compliance with emission standards in § 63.3320(b)(2) or (3) if:

(i) The organic HAP content of each coating material as-applied at an existing affected source is no more than 0.04 kg organic HAP per kg coating material or 0.2 kg organic HAP per kg coating solids, and the organic HAP content of each coating material as-applied at a new affected source contains no more than 0.016 kg organic HAP per kg coating material or 0.08 kg organic HAP per kg coating solids; or

(ii) The monthly average organic HAP content of all as-applied coating materials at an existing affected source are no more than 0.04 kg organic HAP per kg coating material or 0.2 kg organic HAP per kg coating solids, and the monthly average organic HAP content of all as-applied coating materials at a new affected source is no more than 0.016 kg organic HAP per kg coating material or 0.08 kg organic HAP per kg coating solids.

(d) *Monthly allowable organic HAP applied.* Demonstrate that the total monthly organic HAP applied as determined by Equation 6 of this section is less than the calculated equivalent allowable organic HAP as determined by Equation 13a or b in paragraph (l) of this section:

$$H_m = \sum_{i=1}^p C_{hi} M_i + \sum_{j=1}^q C_{hij} M_{ij} - M_{vret} \quad \text{Eq. 6}$$

Where:

H_m = Total monthly organic HAP applied, kg.

p = Number of different coating materials applied in a month.

C_{hi} = Organic HAP content of coating material, i , as-purchased, expressed as a mass fraction, kg/kg.

M_i = Mass of as-purchased coating material, i , applied in a month, kg.

q = Number of different materials added to the coating material.

C_{hij} = Organic HAP content of material, j , added to as-purchased coating material, i , expressed as a mass fraction, kg/kg.

M_{ij} = Mass of material, j , added to as-purchased coating material, i , in a month, kg.

M_{vret} = Mass of volatile matter retained in the coated web after curing or drying, or otherwise not emitted to the atmosphere.

kg. The value of this term will be zero in all cases except where you choose to take into account the volatile matter retained in the coated web or otherwise not emitted to the atmosphere for the compliance demonstration procedures in § 63.3370.

(e) *Capture and control to reduce emissions to no more than allowable limit (§ 63.3320(b)(1))*. Operate a capture system and control device and demonstrate an overall organic HAP control efficiency of at least 95 percent at an existing affected source and at least 98 percent at a new affected source for each month, or operate a capture system and oxidizer so that an outlet organic HAP concentration of no greater than 20 ppmv by compound on a dry basis is achieved as long as the capture efficiency is 100 percent as detailed in § 63.3320(b)(4). Unless one of the cases described in paragraph (e)(1), (2), or (3) of this section applies to the affected source, you must either demonstrate compliance in accordance with the procedure in paragraph (i) of this section when emissions from the affected source are controlled by a solvent recovery device, or the procedure in paragraph (k) of this section when emissions are controlled by an oxidizer or demonstrate compliance for a web coating line by operating each capture system and each control device and continuous parameter monitoring according to the procedures in paragraph (j) of this section.

(1) If the affected source has only always-controlled work stations and operates more than one capture system or more than one control device, you must demonstrate compliance in accordance with the provisions of either paragraph (n) or (p) of this section.

(2) If the affected source operates one or more never-controlled work stations or one or more intermittently-controlled work stations, you must demonstrate compliance in accordance with the provisions of paragraph (n) of this section.

(3) An alternative method of demonstrating compliance with § 63.3320(b)(1) is the installation of a PTE around the web coating line that achieves 100 percent capture efficiency and ventilation of all organic HAP emissions from the total enclosure to an oxidizer with an outlet organic HAP

concentration of no greater than 20 ppmv by compound on a dry basis. If this method is selected, you must demonstrate compliance by following the procedures in paragraphs (e)(3)(i) and (ii) of this section. Compliance is determined according to paragraph (e)(3)(iii) of this section.

(i) Demonstrate that a total enclosure is installed. An enclosure that meets the requirements in § 63.3360(f)(1) will be considered a total enclosure.

(ii) Determine the organic HAP concentration at the outlet of your total enclosure using the procedures in paragraph (e)(3)(ii)(A) or (B) of this section.

(A) Determine the control device efficiency using Equation 2 of § 63.3360 and the applicable test methods and procedures specified in § 63.3360(e).

(B) Use a CEMS to determine the organic HAP emission rate according to paragraphs (i)(2)(i) through (x) of this section.

(iii) You are in compliance if the installation of a total enclosure is demonstrated and the organic HAP concentration at the outlet of the incinerator is demonstrated to be no greater than 20 ppmv by compound on a dry basis.

(f) *Capture and control to achieve mass fraction of coating solids applied limit (§ 63.3320(b)(3))*. Operate a capture system and control device and limit the organic HAP emission rate from an existing affected source to no more than 0.20 kg organic HAP emitted per kg coating solids applied, and from a new affected source to no more than 0.08 kg organic HAP emitted per kg coating solids applied as determined on a monthly average as-applied basis. If the affected source operates more than one capture system, more than one control device, one or more never-controlled work stations, or one or more intermittently-controlled work stations, then you must demonstrate compliance in accordance with the provisions of paragraph (n) of this section. Otherwise, you must demonstrate compliance following the procedure in paragraph (i) of this section when emissions from the affected source are controlled by a solvent recovery device or the procedure in paragraph (k) of this section when emissions are controlled by an oxidizer.

(g) *Capture and control to achieve mass fraction limit (§ 63.3320(b)(2)).* Operate a capture system and control device and limit the organic HAP emission rate to no more than 0.04 kg organic HAP emitted per kg coating material applied at an existing affected source, and no more than 0.016 kg organic HAP emitted per kg coating material applied at a new affected source as determined on a monthly average as-applied basis. If the affected source operates more than one capture system, more than one control device, one or more never-controlled work stations, or one or more intermittently-controlled work stations, then you must demonstrate compliance in accordance with the provisions of paragraph (n) of this section. Otherwise, you must demonstrate compliance following the procedure in paragraph (i) of this section when emissions from the affected source are controlled by a solvent recovery device or the procedure in paragraph (k) of this section when emissions are controlled by an oxidizer.

(h) *Capture and control to achieve allowable emission rate.* Operate a capture system and control device and limit the monthly organic HAP emissions to less than the allowable emissions as calculated in accordance with paragraph (l) of this section. If the affected source operates more than one capture system, more than one control device, one or more never-controlled work stations, or one or more intermittently-controlled work stations, then you must demonstrate compliance in accordance with the provisions of paragraph (n) of this section. Otherwise, the owner or operator must demonstrate compliance following the procedure in paragraph (i) of this section when emissions from the affected source are controlled by a solvent recovery device or the procedure in paragraph (k) of this section when emissions are controlled by an oxidizer.

(i) *Solvent recovery device compliance demonstration.* If you use a solvent recovery device to control emissions, you must show compliance by following the procedures in either paragraph (i)(1) or (2) of this section:

(1) *Liquid-liquid material balance.* Perform a monthly liquid-liquid material balance as specified in paragraphs

(i)(1)(i) through (v) of this section and use the applicable equations in paragraphs (i)(1)(vi) through (ix) of this section to convert the data to units of the selected compliance option in paragraphs (e) through (h) of this section. Compliance is determined in accordance with paragraph (i)(1)(x) of this section.

(i) Determine the mass of each coating material applied on the web coating line or group of web coating lines controlled by a common solvent recovery device during the month.

(ii) If demonstrating compliance on the basis of organic HAP emission rate based on coating solids applied, organic HAP emission rate based on coating material applied, or emission of less than the calculated allowable organic HAP, determine the organic HAP content of each coating material as-applied during the month following the procedure in § 63.3360(c).

(iii) Determine the volatile organic content of each coating material as-applied during the month following the procedure in § 63.3360(d).

(iv) If demonstrating compliance on the basis of organic HAP emission rate based on coating solids applied or emission of less than the calculated allowable organic HAP, determine the coating solids content of each coating material applied during the month following the procedure in § 63.3360(d).

(v) Determine and monitor the amount of volatile organic matter recovered for the month according to the procedures in § 63.3350(d).

(vi) *Recovery efficiency.* Calculate the volatile organic matter collection and recovery efficiency using Equation 7 of this section:

$$R_v = \frac{M_{vr} + M_{vret}}{\sum_{i=1}^p C_{vi} M_i + \sum_{i=1}^q C_{vij} M_{ij}} \times 100 \quad \text{Eq. 7}$$

Where:

R_v = Organic volatile matter collection and recovery efficiency, percent.

M_{vr} = Mass of volatile matter recovered in a month, kg.

M_{vret} = Mass of volatile matter retained in the coated web after curing or drying, or otherwise not emitted to the atmosphere, kg. The value of this term will be zero in all cases except where you choose to take into account the volatile matter retained

§ 63.3370

40 CFR Ch. I (7-1-07 Edition)

in the coated web or otherwise not emitted to the atmosphere for the compliance demonstration procedures in § 63.3370.
 p = Number of different coating materials applied in a month.
 C_{vi} = Volatile organic content of coating material, i, expressed as a mass fraction, kg/kg.
 M_i = Mass of as-purchased coating material, i, applied in a month, kg.

q = Number of different materials added to the coating material.
 C_{vij} = Volatile organic content of material, j, added to as-purchased coating material, i, expressed as a mass fraction, kg/kg.
 M_{ij} = Mass of material, j, added to as-purchased coating material, i, in a month, kg.

(vii) *Organic HAP emitted.* Calculate the organic HAP emitted during the month using Equation 8 of this section:

$$H_e = \left[1 - \frac{R_v}{100} \right] \left[\sum_{i=1}^p C_{hi} M_i + \sum_{j=1}^q C_{hij} M_{ij} - M_{vret} \right] \quad \text{Eq. 8}$$

Where:
 H_e = Total monthly organic HAP emitted, kg.
 R_v = Organic volatile matter collection and recovery efficiency, percent.
 p = Number of different coating materials applied in a month.
 C_{hi} = Organic HAP content of coating material, i, as-purchased, expressed as a mass fraction, kg/kg.
 M_i = Mass of as-purchased coating material, i, applied in a month, kg.
 q = Number of different materials added to the coating material.
 C_{hij} = Organic HAP content of material, j, added to as-purchased coating material, i, expressed as a mass fraction, kg/kg.
 M_{ij} = Mass of material, j, added to as-purchased coating material, i, in a month, kg.
 M_{vret} = Mass of volatile matter retained in the coated web after curing or drying, or otherwise not emitted to the atmosphere, kg. The value of this term will be zero in all cases except where you choose to take into account the volatile matter retained in the coated web or otherwise not emitted to the atmosphere for the compliance demonstration procedures in § 63.3370.

(viii) *Organic HAP emission rate based on coating solids applied.* Calculate the organic HAP emission rate based on coating solids applied using Equation 9 of this section:

$$L = \frac{H_e}{\sum_{i=1}^p C_{si} M_i + \sum_{j=1}^q C_{sij} M_{ij}} \quad \text{Eq. 9}$$

Where:
 L = Mass organic HAP emitted per mass of coating solids applied, kg/kg.
 H_e = Total monthly organic HAP emitted, kg.

p = Number of different coating materials applied in a month.
 C_{si} = Coating solids content of coating material, i, expressed as a mass fraction, kg/kg.
 M_i = Mass of as-purchased coating material, i, applied in a month, kg.
 q = Number of different materials added to the coating material.
 C_{sij} = Coating solids content of material, j, added to as-purchased coating material, i, expressed as a mass-fraction, kg/kg.
 M_{ij} = Mass of material, j, added to as-purchased coating material, i, in a month, kg.

(ix) *Organic HAP emission rate based on coating materials applied.* Calculate the organic HAP emission rate based on coating material applied using Equation 10 of this section:

$$S = \frac{H_e}{\sum_{i=1}^p M_i + \sum_{j=1}^q M_{ij}} \quad \text{Eq. 10}$$

Where:
 S = Mass organic HAP emitted per mass of material applied, kg/kg.
 H_e = Total monthly organic HAP emitted, kg.
 p = Number of different coating materials applied in a month.
 M_i = Mass of as-purchased coating material, i, applied in a month, kg.
 q = Number of different materials added to the coating material.
 M_{ij} = Mass of material, j, added to as-purchased coating material, i, in a month, kg.

(x) You are in compliance with the emission standards in § 63.3320(b) if:

(A) The volatile organic matter collection and recovery efficiency is 95

percent or greater at an existing affected source and 98 percent or greater at a new affected source; or

(B) The organic HAP emission rate based on coating solids applied is no more than 0.20 kg organic HAP per kg coating solids applied at an existing affected source and no more than 0.08 kg organic HAP per kg coating solids applied at a new affected source; or

(C) The organic HAP emission rate based on coating material applied is no more than 0.04 kg organic HAP per kg coating material applied at an existing affected source and no more than 0.016 kg organic HAP per kg coating material applied at a new affected source; or

(D) The organic HAP emitted during the month is less than the calculated allowable organic HAP as determined using paragraph (I) of this section.

(2) *Continuous emission monitoring of capture system and control device performance.* Demonstrate initial compliance through a performance test on capture efficiency and continuing compliance through continuous emission monitors and continuous monitoring of capture system operating parameters following the procedures in paragraphs (i)(2)(i) through (vii) of this section. Use the applicable equations specified in paragraphs (i)(2)(viii) through (x) of this section to convert the monitoring and other data into units of the selected compliance option in paragraphs (e) through (h) of this section. Compliance is determined in accordance with paragraph (i)(2)(xi) of this section.

(i) *Control device efficiency.* Continuously monitor the gas stream entering and exiting the control device to determine the total organic volatile matter mass flow rate (*e.g.*, by determining the concentration of the vent gas in grams per cubic meter and the volumetric flow rate in cubic meters per second such that the total organic volatile matter mass flow rate in grams per second can be calculated) such that the control device efficiency of the control device can be calculated for each month using Equation 2 of § 63.3360.

(ii) *Capture efficiency monitoring.* Whenever a web coating line is oper-

ated, continuously monitor the operating parameters established in accordance with § 63.3350(f) to ensure capture efficiency.

(iii) Determine the percent capture efficiency in accordance with § 63.3360(f).

(iv) *Control efficiency.* Calculate the overall organic HAP control efficiency achieved for each month using Equation 11 of this section:

$$R = \frac{(E)(CE)}{100} \quad \text{Eq. 11}$$

Where:

R = Overall organic HAP control efficiency, percent.

E = Organic volatile matter control efficiency of the control device, percent.

CE = Organic volatile matter capture efficiency of the capture system, percent.

(v) If demonstrating compliance on the basis of organic HAP emission rate based on coating solids applied, organic HAP emission rate based on coating materials applied, or emission of less than the calculated allowable organic HAP, determine the mass of each coating material applied on the web coating line or group of web coating lines controlled by a common control device during the month.

(vi) If demonstrating compliance on the basis of organic HAP emission rate based on coating solids applied, organic HAP emission rate based on coating material applied, or emission of less than the calculated allowable organic HAP, determine the organic HAP content of each coating material as-applied during the month following the procedure in § 63.3360(c).

(vii) If demonstrating compliance on the basis of organic HAP emission rate based on coating solids applied or emission of less than the calculated allowable organic HAP, determine the coating solids content of each coating material as-applied during the month following the procedure in § 63.3360(d).

(viii) *Organic HAP emitted.* Calculate the organic HAP emitted during the month for each month using Equation 12 of this section:

$$H_e = (1 - R) \left(\sum_{i=1}^p C_{ahi} M_i \right) - M_{vret} \quad \text{Eq. 12}$$

Where:

H_e = Total monthly organic HAP emitted, kg.

R = Overall organic HAP control efficiency, percent.

p = Number of different coating materials applied in a month.

C_{ahi} = Monthly average, as-applied, organic HAP content of coating material, i , expressed as a mass fraction, kg/kg.

M_i = Mass of as-purchased coating material, i , applied in a month, kg.

M_{vret} = Mass of volatile matter retained in the coated web after curing or drying, or otherwise not emitted to the atmosphere, kg. The value of this term will be zero in all cases except where you choose to take into account the volatile matter retained in the coated web or otherwise not emitted to the atmosphere for the compliance demonstration procedures in this section.

(ix) *Organic HAP emission rate based on coating solids applied.* Calculate the organic HAP emission rate based on coating solids applied using Equation 9 of this section.

(x) *Organic HAP emission rate based on coating materials applied.* Calculate the organic HAP emission rate based on coating material applied using Equation 10 of this section.

(xi) *Compare actual performance to the performance required by compliance option.* The affected source is in compliance with the emission standards in §63.3320(b) for each month if the capture system is operated such that the average capture system operating parameter is greater than or less than (as appropriate) the operating parameter value established in accordance with §63.3350(f); and

(A) The organic volatile matter collection and recovery efficiency is 95 percent or greater at an existing affected source and 98 percent or greater at a new affected source; or

(B) The organic HAP emission rate based on coating solids applied is no more than 0.20 kg organic HAP per kg coating solids applied at an existing affected source and no more than 0.08 kg organic HAP per kg coating solids applied at a new affected source; or

(C) The organic HAP emission rate based on coating material applied is no more than 0.04 kg organic HAP per kg coating material applied at an existing affected source and no more than 0.016 kg organic HAP per kg coating material applied at a new affected source; or

(D) The organic HAP emitted during the month is less than the calculated allowable organic HAP as determined using paragraph (l) of this section.

(j) *Capture and control system compliance demonstration procedures using a CPMS.* If you use an add-on control device, you must demonstrate initial compliance for each capture system and each control device through performance tests and demonstrate continuing compliance through continuous monitoring of capture system and control device operating parameters as specified in paragraphs (j)(1) through (3) of this section. Compliance is determined in accordance with paragraph (j)(4) of this section.

(1) Determine the control device destruction or removal efficiency using the applicable test methods and procedures in §63.3360(e).

(2) Determine the emission capture efficiency in accordance with §63.3360(f).

(3) Whenever a web coating line is operated, continuously monitor the operating parameters established according to §63.3350(e) and (f).

(4) You are in compliance with the emission standards in §63.3320(b) if the control device is operated such that the average operating parameter value is greater than or less than (as appropriate) the operating parameter value established in accordance with §63.3360(e) for each 3-hour period, and the capture system operating parameter is operated at an average value greater than or less than (as appropriate) the operating parameter value established in accordance with §63.3350(f); and

(i) The overall organic HAP control efficiency is 95 percent or greater at an

existing affected source and 98 percent or greater at a new affected source; or

(ii) The organic HAP emission rate based on coating solids applied is no more than 0.20 kg organic HAP per kg coating solids applied at an existing affected source and no more than 0.08 kg organic HAP per kg coating solids applied at a new affected source; or

(iii) The organic HAP emission rate based on coating material applied is no more than 0.04 kg organic HAP per kg coating material applied at an existing affected source and no more than 0.016 kg organic HAP per kg coating material applied at a new affected source; or

(iv) The organic HAP emitted during the month is less than the calculated allowable organic HAP as determined using paragraph (l) of this section.

(k) *Oxidizer compliance demonstration procedures.* If you use an oxidizer to control emissions, you must show compliance by following the procedures in paragraph (k)(1) of this section. Use the applicable equations specified in paragraph (k)(2) of this section to convert the monitoring and other data into units of the selected compliance option in paragraph (e) through (h) of this section. Compliance is determined in accordance with paragraph (k)(3) of this section.

(1) Demonstrate initial compliance through performance tests of capture efficiency and control device efficiency and continuing compliance through continuous monitoring of capture system and control device operating parameters as specified in paragraphs (k)(1)(i) through (vi) of this section:

(i) Determine the oxidizer destruction efficiency using the procedure in § 63.3360(e).

(ii) Determine the capture system capture efficiency in accordance with § 63.3360(f).

(iii) *Capture and control efficiency monitoring.* Whenever a web coating line is operated, continuously monitor the operating parameters established in accordance with § 63.3350(e) and (f) to ensure capture and control efficiency.

(iv) If demonstrating compliance on the basis of organic HAP emission rate based on coating solids applied, organic HAP emission rate based on coating materials applied, or emission of less than the calculated allowable organic

HAP, determine the mass of each coating material applied on the web coating line or group of web coating lines controlled by a common oxidizer during the month.

(v) If demonstrating compliance on the basis of organic HAP emission rate based on coating solids applied, organic HAP emission rate based on coating material applied, or emission of less than the calculated allowable organic HAP, determine the organic HAP content of each coating material as-applied during the month following the procedure in § 63.3360(c).

(vi) If demonstrating compliance on the basis of organic HAP emission rate based on coating solids applied or emission of less than the calculated allowable organic HAP, determine the coating solids content of each coating material applied during the month following the procedure in § 63.3360(d).

(2) Convert the information obtained under paragraph (p)(1) of this section into the units of the selected compliance option using the calculation procedures specified in paragraphs (k)(2)(i) through (iv) of this section.

(i) *Control efficiency.* Calculate the overall organic HAP control efficiency achieved using Equation 11 of this section.

(ii) *Organic HAP emitted.* Calculate the organic HAP emitted during the month using Equation 12 of this section.

(iii) *Organic HAP emission rate based on coating solids applied.* Calculate the organic HAP emission rate based on coating solids applied for each month using Equation 9 of this section.

(iv) *Organic HAP based on coating materials applied.* Calculate the organic HAP emission rate based on coating material applied using Equation 10 of this section.

(3) You are in compliance with the emission standards in § 63.3320(b) if the oxidizer is operated such that the average operating parameter value is greater than the operating parameter value established in accordance with § 63.3360(e) for each 3-hour period, and the capture system operating parameter is operated at an average value greater than or less than (as appropriate) the operating parameter value

established in accordance with § 63.3350(f); and

(i) The overall organic HAP control efficiency is 95 percent or greater at an existing affected source and 98 percent or greater at a new affected source; or

(ii) The organic HAP emission rate based on coating solids applied is no more than 0.20 kg organic HAP per kg coating solids applied at an existing affected source and no more than 0.08 kg organic HAP per kg coating solids applied at a new affected source; or

(iii) The organic HAP emission rate based on coating material applied is no more than 0.04 kg organic HAP per kg coating material applied at an existing affected source and no more than 0.016 kg organic HAP per kg coating material applied at a new affected source; or

(iv) The organic HAP emitted during the month is less than the calculated allowable organic HAP as determined using paragraph (l) of this section.

(l) *Monthly allowable organic HAP emissions.* This paragraph provides the procedures and calculations for determining monthly allowable organic HAP emissions for use in demonstrating compliance in accordance with paragraph (d), (h), (i)(1)(x)(D), (1)(2)(xi)(D), or (k)(3)(iv) of this section. You will need to determine the amount of coating material applied at greater than or equal to 20 mass percent coating solids and the amount of coating material applied at less than 20 mass

percent coating solids. The allowable organic HAP limit is then calculated based on coating material applied at greater than or equal to 20 mass percent coating solids complying with 0.2 kg organic HAP per kg coating solids at an existing affected source or 0.08 kg organic HAP per kg coating solids at a new affected source, and coating material applied at less than 20 mass percent coating solids complying with 4 mass percent organic HAP at an existing affected source and 1.6 mass-percent organic HAP at a new affected source as follows:

(1) Determine the as-purchased mass of each coating material applied each month.

(2) Determine the as-purchased coating solids content of each coating material applied each month in accordance with § 63.3360(d)(1).

(3) Determine the as-purchased mass fraction of each coating material which was applied at 20 mass percent or greater coating solids content on an as-applied basis.

(4) Determine the total mass of each solvent, diluent, thinner, or reducer added to coating materials which were applied at less than 20 mass percent coating solids content on an as-applied basis each month.

(5) Calculate the monthly allowable organic HAP emissions using Equation 13a of this section for an existing affected source:

$$H_a = 0.20 \left[\sum_{i=1}^p M_i G_i C_{si} \right] + 0.04 \left[\sum_{i=1}^p M_i (1 - G_i) + \sum_{j=1}^q M_{Lj} \right] \quad \text{Eq. 13a}$$

Where:

H_a = Monthly allowable organic HAP emissions, kg.

p = Number of different coating materials applied in a month.

M_i = mass of as-purchased coating material, i , applied in a month, kg.

G_i = Mass fraction of each coating material, i , which was applied at 20 mass percent or greater coating solids content, on an as-applied basis, kg/kg.

C_{si} = Coating solids content of coating material, i , expressed as a mass fraction, kg/kg.

q = Number of different materials added to the coating material.

M_{Lj} = Mass of non-coating-solids-containing coating material, j , added to coating-solids-containing coating materials which were applied at less than 20 mass percent coating solids content, on an as-applied basis, in a month, kg.

or Equation 13b of this section for a new affected source:

$$H_a = 0.08 \left[\sum_{i=1}^p M_i G_i C_{si} \right] + 0.016 \left[\sum_{i=1}^p M_i (1 - G_i) + \sum_{j=1}^q M_{Lj} \right] \quad \text{Eq. 13b}$$

Where:

H_a = Monthly allowable organic HAP emissions, kg.

p = Number of different coating materials applied in a month.

M_i = Mass of as-purchased coating material, i , applied in a month, kg.

G_i = Mass fraction of each coating material, i , which was applied at 20 mass percent or greater coating solids content, on an as-applied basis, kg/kg.

C_{si} = Coating solids content of coating material, i , expressed as a mass fraction, kg/kg.

q = Number of different materials added to the coating material.

M_{Lj} = Mass of non-coating-solids-containing coating material, j , added to coating-solids-containing coating materials which were applied at less than 20 mass percent coating solids content, on an as-applied basis, in a month, kg.

(m) [Reserved]

(n) *Combinations of capture and control.* If you operate more than one capture system, more than one control device, one or more never-controlled work stations, or one or more intermittently-controlled work stations, you must calculate organic HAP emissions according to the procedures in paragraphs (n)(1) through (4) of this section, and use the calculation procedures specified in paragraph (n)(5) of this section to convert the monitoring and other data into units of the selected control option in paragraphs (e) through (h) of this section. Use the procedures specified in paragraph (n)(6) of this section to demonstrate compliance.

(1) *Solvent recovery system using liquid-liquid material balance compliance demonstration.* If you choose to comply by means of a liquid-liquid material balance for each solvent recovery system used to control one or more web coating lines, you must determine the organic HAP emissions for those web coating lines controlled by that solvent recovery system either:

(i) In accordance with paragraphs (i)(1)(i) through (iii) and (v) through (vii) of this section, if the web coating lines controlled by that solvent recovery

system have only always-controlled work stations; or

(ii) In accordance with paragraphs (i)(1)(ii), (iii), (v), and (vi) and (o) of this section, if the web coating lines controlled by that solvent recovery system have one or more never-controlled or intermittently-controlled work stations.

(2) *Solvent recovery system using performance test compliance demonstration and CEMS.* To demonstrate compliance through an initial test of capture efficiency, continuous monitoring of a capture system operating parameter, and a CEMS on each solvent recovery system used to control one or more web coating lines, you must:

(i) For each capture system delivering emissions to that solvent recovery system, monitor the operating parameter established in accordance with § 63.3350(f) to ensure capture system efficiency; and

(ii) Determine the organic HAP emissions for those web coating lines served by each capture system delivering emissions to that solvent recovery system either:

(A) In accordance with paragraphs (i)(2)(i) through (iii), (v), (vi), and (viii) of this section, if the web coating lines served by that capture and control system have only always-controlled work stations; or

(B) In accordance with paragraphs (i)(2)(i) through (iii), (vi), and (o) of this section, if the web coating lines served by that capture and control system have one or more never-controlled or intermittently-controlled work stations.

(3) *Oxidizer.* To demonstrate compliance through performance tests of capture efficiency and control device efficiency, continuous monitoring of capture system, and CPMS for control device operating parameters for each oxidizer used to control emissions from one or more web coating lines, you must:

§63.3370

40 CFR Ch. I (7-1-07 Edition)

(i) Monitor the operating parameter in accordance with §63.3350(e) to ensure control device efficiency; and

(ii) For each capture system delivering emissions to that oxidizer, monitor the operating parameter established in accordance with §63.3350(f) to ensure capture efficiency; and

(iii) Determine the organic HAP emissions for those web coating lines served by each capture system delivering emissions to that oxidizer either:

(A) In accordance with paragraphs (k)(1)(i) through (vi) of this section, if the web coating lines served by that capture and control system have only always-controlled work stations; or

(B) In accordance with paragraphs (k)(1)(i) through (iii), (v), and (o) of this section, if the web coating lines served by that capture and control system have one or more never-controlled or intermittently-controlled work stations.

(4) *Uncontrolled coating lines.* If you own or operate one or more uncontrolled web coating lines, you must determine the organic HAP applied on those web coating lines using Equation 6 of this section. The organic HAP emitted from an uncontrolled web coating line is equal to the organic HAP applied on that web coating line.

(5) Convert the information obtained under paragraphs (n)(1) through (4) of this section into the units of the selected compliance option using the calculation procedures specified in paragraphs (n)(5)(i) through (iv) of this section.

(i) *Organic HAP emitted.* Calculate the organic HAP emissions for the affected source for the month by summing all organic HAP emissions calculated according to paragraphs (n)(1), (2)(ii), (3)(iii), and (4) of this section.

(ii) *Coating solids applied.* If demonstrating compliance on the basis of organic HAP emission rate based on coating solids applied or emission of less than the calculated allowable organic HAP, the owner or operator must determine the coating solids content of each coating material applied during the month following the procedure in §63.3360(d).

(iii) *Organic HAP emission rate based on coating solids applied.* Calculate the organic HAP emission rate based on

coating solids applied for each month using Equation 9 of this section.

(iv) *Organic HAP based on materials applied.* Calculate the organic HAP emission rate based on material applied using Equation 10 of this section.

(6) *Compliance.* The affected source is in compliance with the emission standards in §63.3320(b) for the month if all operating parameters required to be monitored under paragraphs (n)(1) through (3) of this section were maintained at the values established under §§63.3350 and 63.3360; and

(i) The total mass of organic HAP emitted by the affected source based on coating solids applied is no more than 0.20 kg organic HAP per kg coating solids applied at an existing affected source and no more than 0.08 kg organic HAP per kg coating solids applied at a new affected source; or

(ii) The total mass of organic HAP emitted by the affected source based on material applied is no more than 0.04 kg organic HAP per kg material applied at an existing affected source and no more than 0.016 kg organic HAP per kg material applied at a new affected source; or

(iii) The total mass of organic HAP emitted by the affected source during the month is less than the calculated allowable organic HAP as determined using paragraph (l) of this section; or

(iv) The total mass of organic HAP emitted by the affected source was not more than 5 percent of the total mass of organic HAP applied for the month at an existing affected source and no more than 2 percent of the total mass of organic HAP applied for the month at a new affected source. The total mass of organic HAP applied by the affected source in the month must be determined using Equation 6 of this section.

(o) *Intermittently-controlled and never-controlled work stations.* If you have been expressly referenced to this paragraph by paragraphs (n)(1)(ii), (n)(2)(ii)(B), or (n)(3)(ii)(B) of this section for calculation procedures to determine organic HAP emissions for your intermittently-controlled and never-controlled work stations, you must:

(1) Determine the sum of the mass of all coating materials as-applied on

intermittently-controlled work stations operating in bypass mode and the mass of all coating materials as-applied on never-controlled work stations during the month.

(2) Determine the sum of the mass of all coating materials as-applied on intermittently-controlled work stations operating in a controlled mode and the mass of all coating materials

applied on always-controlled work stations during the month.

(3) *Liquid-liquid material balance compliance demonstration.* For each web coating line or group of web coating lines for which you use the provisions of paragraph (n)(1)(ii) of this section, you must calculate the organic HAP emitted during the month using Equation 14 of this section:

$$H_e = \left[\sum_{i=1}^p M_{Ci} C_{ahi} \right] \left[1 - \frac{R_v}{100} \right] + \left[\sum_{i=1}^p M_{Bi} C_{ahi} \right] - M_{vret} \quad \text{Eq. 14}$$

Where:

H_e = Total monthly organic HAP emitted, kg.

p = Number of different coating materials applied in a month.

M_{ci} = Sum of the mass of coating material, i , as-applied on intermittently-controlled work stations operating in controlled mode and the mass of coating material, i , as-applied on always-controlled work stations, in a month, kg.

C_{ahi} = Monthly average, as-applied, organic HAP content of coating material, i , expressed as a mass fraction, kg/kg.

R_v = Organic volatile matter collection and recovery efficiency, percent.

M_{Bi} = Sum of the mass of coating material, i , as-applied on intermittently-controlled work stations operating in bypass mode and the mass of coating material, i , as-applied on never-controlled work stations, in a month, kg.

C_{ahi} = Monthly average, as-applied, organic HAP content of coating material, i , expressed as a mass fraction, kg/kg.

M_{vret} = Mass of volatile matter retained in the coated web after curing or drying, or otherwise not emitted to the atmosphere, kg. The value of this term will be zero in all cases except where you choose to take into account the volatile matter retained in the coated web or otherwise not emitted to the atmosphere for the compliance demonstration procedures in this section.

(4) *Performance test to determine capture efficiency and control device efficiency.* For each web coating line or group of web coating lines for which you use the provisions of paragraph (n)(2)(ii)(B) or (n)(3)(iii)(B) of this section, you must calculate the organic HAP emitted during the month using Equation 15 of this section:

$$H_e = \left[\sum_{i=1}^p M_{Ci} C_{ahi} \right] \left[1 - \frac{R}{100} \right] + \left[\sum_{i=1}^p M_{Bi} C_{ahi} \right] - M_{vret} \quad \text{Eq. 15}$$

Where:

H_e = Total monthly organic HAP emitted, kg.

p = Number of different coating materials applied in a month.

M_{ci} = Sum of the mass of coating material, i , as-applied on intermittently-controlled work stations operating in controlled mode and the mass of coating material, i , as-applied on always-controlled work stations, in a month, kg.

C_{ahi} = Monthly average, as-applied, organic HAP content of coating material, i , expressed as a mass fraction, kg/kg.

R = Overall organic HAP control efficiency, percent.

M_{Bi} = Sum of the mass of coating material, i , as-applied on intermittently-controlled work stations operating in bypass mode and the mass of coating material, i , as-applied on never-controlled work stations, in a month, kg.

C_{ahi} = Monthly average, as-applied, organic HAP content of coating material, i , expressed as a mass fraction, kg/kg.

M_{vret} = Mass of volatile matter retained in the coated web after curing or drying, or otherwise not emitted to the atmosphere,

kg. The value of this term will be zero in all cases except where you choose to take into account the volatile matter retained in the coated web or otherwise not emitted to the atmosphere for the compliance demonstration procedures in this section.

(p) *Always-controlled work stations with more than one capture and control system.* If you operate more than one capture system or more than one control device and only have always-controlled work stations, then you are in compliance with the emission standards in § 63.3320(b)(1) for the month if for each web coating line or group of web coating lines controlled by a common control device:

(1) The volatile matter collection and recovery efficiency as determined by paragraphs (i)(1)(i), (iii), (v), and (vi) of this section is at least 95 percent at an existing affected source and at least 98 percent at a new affected source; or

(2) The overall organic HAP control efficiency as determined by paragraphs (i)(2)(i) through (iv) of this section for each web coating line or group of web coating lines served by that control device and a common capture system is at least 95 percent at an existing affected source and at least 98 percent at a new affected source; or

(3) The overall organic HAP control efficiency as determined by paragraphs (k)(1)(i) through (iii) and (k)(2)(i) of this section for each web coating line or group of web coating lines served by that control device and a common capture system is at least 95 percent at an existing affected source and at least 98 percent at a new affected source.

NOTIFICATIONS, REPORTS, AND RECORDS

§ 63.3400 What notifications and reports must I submit?

(a) Each owner or operator of an affected source subject to this subpart must submit the reports specified in paragraphs (b) through (g) of this section to the Administrator:

(b) You must submit an initial notification as required by § 63.9(b).

(1) Initial notification for existing affected sources must be submitted no later than 1 year before the compliance date specified in § 63.3330(a).

(2) Initial notification for new and reconstructed affected sources must be submitted as required by § 63.9(b).

(3) For the purpose of this subpart, a title V or part 70 permit application may be used in lieu of the initial notification required under § 63.9(b), provided the same information is contained in the permit application as required by § 63.9(b) and the State to which the permit application has been submitted has an approved operating permit program under part 70 of this chapter and has received delegation of authority from the EPA to implement and enforce this subpart.

(4) If you are using a permit application in lieu of an initial notification in accordance with paragraph (b)(3) of this section, the permit application must be submitted by the same due date specified for the initial notification.

(c) You must submit a semiannual compliance report according to paragraphs (c)(1) and (2) of this section.

(1) Compliance report dates.

(i) The first compliance report must cover the period beginning on the compliance date that is specified for your affected source in § 63.3330 and ending on June 30 or December 31, whichever date is the first date following the end of the calendar half immediately following the compliance date that is specified for your affected source in § 63.3330.

(ii) The first compliance report must be postmarked or delivered no later than July 31 or January 31, whichever date follows the end of the calendar half immediately following the compliance date that is specified for your affected source in § 63.3330.

(iii) Each subsequent compliance report must cover the semiannual reporting period from January 1 through June 30 or the semiannual reporting period from July 1 through December 31.

(iv) Each subsequent compliance report must be postmarked or delivered no later than July 31 or January 31, whichever date is the first date following the end of the semiannual reporting period.

(v) For each affected source that is subject to permitting regulations pursuant to 40 CFR part 70 or 40 CFR part 71, and the permitting authority has established dates for submitting semiannual reports pursuant to

Environmental Protection Agency

§ 63.3400

§ 70.6(a)(3)(iii)(A) or § 71.6(a)(3)(iii)(A), you may submit the first and subsequent compliance reports according to the dates the permitting authority has established instead of according to the dates in paragraphs (c)(1)(i) through (iv) of this section.

(2) The compliance report must contain the information in paragraphs (c)(2)(i) through (vi) of this section:

(i) Company name and address.

(ii) Statement by a responsible official with that official's name, title, and signature certifying the accuracy of the content of the report.

(iii) Date of report and beginning and ending dates of the reporting period.

(iv) If there are no deviations from any emission limitations (emission limit or operating limit) that apply to you, a statement that there were no deviations from the emission limitations during the reporting period, and that no CMS was inoperative, inactive, malfunctioning, out-of-control, repaired, or adjusted.

(v) For each deviation from an emission limitation (emission limit or operating limit) that applies to you and that occurs at an affected source where you are not using a CEMS to comply with the emission limitations in this subpart, the compliance report must contain the information in paragraphs (c)(2)(i) through (iii) of this section, and:

(A) The total operating time of each affected source during the reporting period.

(B) Information on the number, duration, and cause of deviations (including unknown cause), if applicable, and the corrective action taken.

(C) Information on the number, duration, and cause for CPMS downtime incidents, if applicable, other than downtime associated with zero and span and other calibration checks.

(vi) For each deviation from an emission limit occurring at an affected source where you are using a CEMS to comply with the emission limit in this subpart, you must include the information in paragraphs (c)(2)(i) through (iii) and (vi)(A) through (J) of this section.

(A) The date and time that each malfunction started and stopped.

(B) The date and time that each CEMS and CPMS, if applicable, was in-

operative except for zero (low-level) and high-level checks.

(C) The date and time that each CEMS and CPMS, if applicable, was out-of-control, including the information in § 63.8(c)(8).

(D) The date and time that each deviation started and stopped, and whether each deviation occurred during a period of startup, shutdown, or malfunction or during another period.

(E) A summary of the total duration (in hours) of each deviation during the reporting period and the total duration of each deviation as a percent of the total source operating time during that reporting period.

(F) A breakdown of the total duration of the deviations during the reporting period into those that are due to startup, shutdown, control equipment problems, process problems, other known causes, and other unknown causes.

(G) A summary of the total duration (in hours) of CEMS and CPMS downtime during the reporting period and the total duration of CEMS and CPMS downtime as a percent of the total source operating time during that reporting period.

(H) A breakdown of the total duration of CEMS and CPMS downtime during the reporting period into periods that are due to monitoring equipment malfunctions, nonmonitoring equipment malfunctions, quality assurance/quality control calibrations, other known causes, and other unknown causes.

(I) The date of the latest CEMS and CPMS certification or audit.

(J) A description of any changes in CEMS, CPMS, or controls since the last reporting period.

(d) You must submit a Notification of Performance Tests as specified in §§ 63.7 and 63.9(e) if you are complying with the emission standard using a control device and you are required to conduct a performance test of the control device. This notification and the site-specific test plan required under § 63.7(c)(2) must identify the operating parameters to be monitored to ensure that the capture efficiency of the capture system and the control efficiency of the control device determined during the performance test are maintained. Unless

§ 63.3410

40 CFR Ch. I (7-1-07 Edition)

EPA objects to the parameter or requests changes, you may consider the parameter approved.

(e) You must submit a Notification of Compliance Status as specified in § 63.9(h).

(f) You must submit performance test reports as specified in § 63.10(d)(2) if you are using a control device to comply with the emission standard and you have not obtained a waiver from the performance test requirement or you are not exempted from this requirement by § 63.3360(b). The performance test reports must be submitted as part of the notification of compliance status required in § 63.3400(e).

(g) You must submit startup, shutdown, and malfunction reports as specified in § 63.10(d)(5), except that the provisions in subpart A of this part pertaining to startups, shutdowns, and malfunctions do not apply unless a control device is used to comply with this subpart.

(1) If actions taken by an owner or operator during a startup, shutdown, or malfunction of an affected source (including actions taken to correct a malfunction) are not consistent with the procedures specified in the affected source's SSMP required by § 63.6(e)(3), the owner or operator must state such information in the report. The startup, shutdown, or malfunction report must consist of a letter containing the name, title, and signature of the responsible official who is certifying its accuracy and must be submitted to the Administrator.

(2) Separate startup, shutdown, and malfunction reports are not required if the information is included in the report specified in paragraph (c)(2)(vi) of this section.

§ 63.3410 What records must I keep?

(a) Each owner or operator of an affected source subject to this subpart must maintain the records specified in paragraphs (a)(1) and (2) of this section on a monthly basis in accordance with the requirements of § 63.10(b)(1):

(1) Records specified in § 63.10(b)(2) of all measurements needed to demonstrate compliance with this standard, including:

(i) Continuous emission monitor data in accordance with the requirements of § 63.3350(d);

(ii) Control device and capture system operating parameter data in accordance with the requirements of § 63.3350(c), (e), and (f);

(iii) Organic HAP content data for the purpose of demonstrating compliance in accordance with the requirements of § 63.3360(c);

(iv) Volatile matter and coating solids content data for the purpose of demonstrating compliance in accordance with the requirements of § 63.3360(d);

(v) Overall control efficiency determination using capture efficiency and control device destruction or removal efficiency test results in accordance with the requirements of § 63.3360(e) and (f); and

(vi) Material usage, organic HAP usage, volatile matter usage, and coating solids usage and compliance demonstrations using these data in accordance with the requirements of § 63.3370(b), (c), and (d).

(2) Records specified in § 63.10(c) for each CMS operated by the owner or operator in accordance with the requirements of § 63.3350(b).

(b) Each owner or operator of an affected source subject to this subpart must maintain records of all liquid-liquid material balances performed in accordance with the requirements of § 63.3370. The records must be maintained in accordance with the requirements of § 63.10(b).

DELEGATION OF AUTHORITY

§ 63.3420 What authorities may be delegated to the States?

(a) In delegating implementation and enforcement authority to a State under 40 CFR part 63, subpart E, the authorities contained in paragraph (b) of this section must be retained by the Administrator and not transferred to a State.

(b) Authority which will not be delegated to States: § 63.3360(c), approval of alternate test method for organic HAP content determination; § 63.3360(d), approval of alternate test method for volatile matter determination.

TABLE 1 TO SUBPART JJJJ OF PART 63—OPERATING LIMITS IF USING ADD-ON CONTROL DEVICES AND CAPTURE SYSTEM

If you are required to comply with operating limits by §63.3321, you must comply with the applicable operating limits in the following table:

For the following device:	You must meet the following operating limit:	And you must demonstrate continuous compliance with operating limits by:
1. Thermal oxidizer	a. The average combustion temperature in any 3-hour period must not fall below the combustion temperature limit established according to §63.3360(e)(3)(i).	i. Collecting the combustion temperature data according to §63.3350(e)(9); ii. Reducing the data to 3-hour block averages; and iii. Maintain the 3-hour average combustion temperature at or above the temperature limit.
2. Catalytic oxidizer	a. The average temperature at the inlet to the catalyst bed in any 3-hour period must not fall below the combustion temperature limit established according to §63.3360(e)(3)(ii). b. The temperature rise across the catalyst bed must not fall below the limit established according to §63.3360(e)(3)(ii).	i. Collecting the catalyst bed inlet temperature data according to §63.3350(e)(9); ii. Reducing the data to 3-hour block averages; and iii. Maintain the 3-hour average catalyst bed inlet temperature at or above the temperature limit. i. Collecting the catalyst bed inlet and outlet temperature data according to §63.3350(e)(9); ii. Reducing the data to 3-hour block averages; and iii. Maintain the 3-hour average temperature rise across the catalyst bed at or above the limit. Conduct monitoring according to the plan (§63.3350(f)(3)).
3. Emission capture system	Submit monitoring plan to the Administrator that identifies operating parameters to be monitored according to §63.3350(f).	Conduct monitoring according to the plan (§63.3350(f)(3)).

TABLE 2 TO SUBPART JJJJ OF PART 63—APPLICABILITY OF 40 CFR PART 63 GENERAL PROVISIONS TO SUBPART JJJJ

You must comply with the applicable General Provisions requirements according to the following table:

General provisions reference	Applicable to subpart JJJJ	Explanation
§ 63.1(a)(1)–(4)	Yes.	
§ 63.1(a)(5)	No	Reserved.
§ 63.1(a)(6)–(8)	Yes.	
§ 63.1(a)(9)	No	Reserved.
§ 63.1(a)(10)–(14)	Yes.	
§ 63.1(b)(1)	No	Subpart JJJJ specifies applicability.
§ 63.1(b)(2)–(3)	Yes.	
§ 63.1(c)(1)	Yes.	
§ 63.1(c)(2)	No	Area sources are not subject to emission standards of subpart JJJJ.
§ 63.1(c)(3)	No	Reserved.
§ 63.1(c)(4)	Yes.	
§ 63.1(c)(5)	Yes.	
§ 63.1(d)	No	Reserved.
§ 63.1(e)	Yes.	
§ 63.1(e)(4)	No.	
§ 63.2	Yes	Additional definitions in subpart JJJJ.
§ 63.3(a)–(c)	Yes.	
§ 63.4(a)(1)–(3)	Yes.	
§ 63.4(a)(4)	No	Reserved.
§ 63.4(a)(5)	Yes.	
§ 63.4(b)–(c)	Yes.	
§ 63.5(a)(1)–(2)	Yes.	
§ 63.5(b)(1)	Yes.	
§ 63.5(b)(2)	No	Reserved.
§ 63.5(b)(3)–(6)	Yes.	
§ 63.5(c)	No	Reserved.
§ 63.5(d)	Yes.	
§ 63.5(e)	Yes.	
§ 63.5(f)	Yes.	

Part 63, Subpt. JJJJ, Table 2

40 CFR Ch. I (7-1-07 Edition)

General provisions reference	Applicable to subpart JJJJ	Explanation
§ 63.6(a)	Yes	Applies only when capture and control system is used to comply with the standard.
§ 63.6(b)(1)-(5)	No	Reserved.
§ 63.6(b)(6)	No	
§ 63.6(b)(7)	Yes	
§ 63.6(c)(1)-(2)	Yes	Reserved.
§ 63.6(c)(3)-(4)	No	
§ 63.6(c)(5)	Yes	Reserved.
§ 63.6(d)	No	
§ 63.6(e)	Yes	Provisions pertaining to SSMP, and CMS do not apply unless an add-on control system is used to comply with the emission limitations.
§ 63.6(f)	Yes	Subpart JJJJ does not require continuous opacity monitoring systems (COMS).
§ 63.6(g)	Yes	
§ 63.6(h)	No	
§ 63.6(i)(1)-(14)	Yes	Reserved.
§ 63.6(i)(15)	No	
§ 63.6(i)(16)	Yes	Reserved.
§ 63.6(j)	Yes	
§ 63.7	Yes	
§ 63.8(a)(1)-(2)	Yes	
§ 63.8(a)(3)	No	
§ 63.8(a)(4)	No	
§ 63.8(b)	Yes	
§ 63.8(c)(1)-(3)	Yes	
§ 63.8(c)(4)	Yes	
§ 63.8(c)(5)	No	
§ 63.8(c)(6)-(c)(8)	Yes	Subpart JJJJ does not require COMS. Provisions for COMS are not applicable.
§ 63.8(d)-(f)	Yes	
§ 63.8(g)	Yes	Only applies if you use CEMS.
§ 63.9(a)	Yes	
§ 63.9(b)(1)	Yes	Except § 63.3400(b)(1) requires submittal of initial notification for existing affected sources no later than 1 year before compliance date.
§ 63.9(b)(2)	Yes	
§ 63.9(b)(3)-(5)	Yes	
§ 63.9(c)-(e)	Yes	Subpart JJJJ does not require opacity and visible emissions observations.
§ 63.9(f)	No	
§ 63.9(g)	Yes	Provisions for COMS are not applicable.
§ 63.9(h)(1)-(3)	Yes	
§ 63.9(h)(4)	No	Reserved.
§ 63.9(h)(5)-(6)	Yes	
§ 63.9(i)	Yes	Reserved.
§ 63.9(j)	Yes	
§ 63.10(a)	Yes	§ 63.10(b)(2)(i) through (v) only apply if you use a capture and control system.
§ 63.10(b)(1)-(3)	Yes	
§ 63.10(c)(1)	Yes	Reserved.
§ 63.10(c)(2)-(4)	No	
§ 63.10(c)(5)-(8)	Yes	Reserved.
§ 63.10(c)(9)	No	
§ 63.10(c)(10)-(15)	Yes	Subpart JJJJ does not require opacity and visible emissions observations.
§ 63.10(d)(1)-(2)	Yes	
§ 63.10(d)(3)	No	Provisions for COMS are not applicable.
§ 63.10(d)(4)-(5)	Yes	
§ 63.10(e)(1)-(2)	No	Subpart JJJJ includes provisions for alternative ASME test methods that are incorporated by reference.
§ 63.10(e)(3)-(4)	No	
§ 63.10(f)	Yes	Subpart JJJJ includes provisions for alternative ASME test methods that are incorporated by reference.
§ 63.11	No	
§ 63.12	Yes	Subpart JJJJ includes provisions for alternative ASME test methods that are incorporated by reference.
§ 63.13	Yes	
§ 63.14	Yes	Subpart JJJJ includes provisions for alternative ASME test methods that are incorporated by reference.

General provisions reference	Applicable to subpart JJJJ	Explanation
§ 63.15	Yes.	

Subpart KKKK—National Emission Standards for Hazardous Air Pollutants: Surface Coating of Metal Cans

SOURCE: 68 FR 64446, Nov. 13, 2003, unless otherwise noted.

WHAT THIS SUBPART COVERS

§ 63.3480 What is the purpose of this subpart?

This subpart establishes national emission standards for hazardous air pollutants (NESHAP) for metal can surface coating facilities. This subpart also establishes requirements to demonstrate initial and continuous compliance with the emission limitations.

§ 63.3481 Am I subject to this subpart?

(a) Except as provided in paragraph (c) of this section, the source category to which this subpart applies is surface coating of metal cans and ends (including decorative tins) and metal crowns and closures. It includes the subcategories listed in paragraphs (a)(1) through (4) of this section. Surface coating is the application of coatings to a substrate using, for example, spray guns or dip tanks.

(1) *One- and two-piece draw and iron can body coating.* The one- and two-piece draw and iron can body coating subcategory includes all coating processes involved in the manufacture of can bodies by the draw and iron process. This subcategory includes three distinct coating type segments reflecting the coatings appropriate for cans with different end uses. Those are two-piece beverage can body coatings, two-piece food can body coatings, and one-piece aerosol can body coatings.

(2) *Sheetcoating.* The sheetcoating subcategory includes all of the flat metal sheetcoating operations associated with the manufacture of three-piece cans, decorative tins, crowns, and closures.

(3) *Three-piece can body assembly coating.* The three-piece can body assembly coating subcategory includes all of the

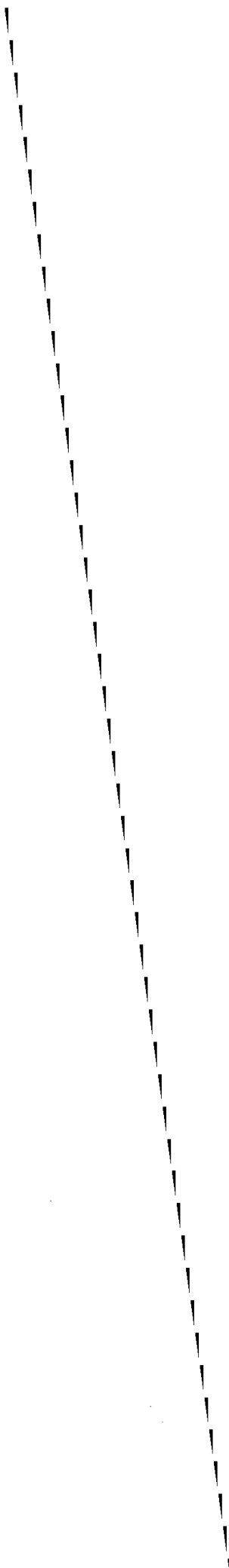
coating processes involved in the assembly of three-piece metal can bodies. The subcategory includes five distinct coating type segments reflecting the coatings appropriate for cans with different end uses. Those are inside spray on food cans, aseptic side seam stripes on food cans, nonaseptic side seam stripes on food cans, side seam stripes on general line nonfood cans, and side seam stripes on aerosol nonfood cans.

(4) *End coating.* The end coating subcategory includes the application of end seal compounds and repair spray coatings to metal can ends. This subcategory includes three distinct coating type segments reflecting the end seal compounds and repair sprays appropriate for can ends with different end uses. Those are aseptic end seal compounds, nonaseptic end seal compounds, and repair spray coatings.

(b) You are subject to this subpart if you own or operate a new, reconstructed, or existing affected source, as defined in § 63.3482, that uses 5,700 liters (1,500 gallons (gal)) per year, or more, of coatings in the source category defined in paragraph (a) of this section and that is a major source, is located at a major source, or is part of a major source of emissions of hazardous air pollutants (HAP). A major source of HAP emissions is any stationary source or group of stationary sources located within a contiguous area and under common control that emits or has the potential to emit, considering controls, any single HAP at a rate of 9.07 megagrams (Mg) (10 tons) or more per year or any combination of HAP at a rate of 22.68 Mg (25 tons) or more per year.

(c) This subpart does not apply to surface coating that meets the criteria of paragraphs (c)(1) through (5) of this section.

(1) Surface coating conducted at a source that uses only coatings, thinners, and cleaning materials that contain no organic HAP, as determined according to § 63.3521(a).




CERTIFICATE OF SERVICE

I, Cynthia Hook, hereby certify that a copy of this permit has been mailed by first class mail to

Potlatch Corporation - Cypress Bend Mill, PO Box 727, McGehee, AR, 71654-0727, on this

8th day of August, 2008.



Cynthia Hook, AAI, Air Division

