

# ADEQ

ARKANSAS  
Department of Environmental Quality

**SEP 14 2017**

Sammy Bates, Environmental Manager  
Remington Arms Company, LLC.  
2592 Arkansas Highway 15 North  
Lonoke, AR 72086


Dear Mr. Bates:

The enclosed Permit No. 1272-AR-13 is your authority to construct, operate, and maintain the equipment and/or control apparatus as set forth in your application initially received on 5/12/2017.

After considering the facts and requirements of A.C.A. §8-4-101 et seq. as referenced by §8-4-304, and implementing regulations, I have determined that Permit No. 1272-AR-13 for the construction and operation of equipment at Remington Arms Company, LLC. shall be issued and effective on the date specified in the permit, unless a Commission review has been properly requested under Arkansas Department of Pollution Control & Ecology Commission's Administrative Procedures, Regulation 8, within thirty (30) days after service of this decision.

The applicant or permittee and any other person submitting public comments on the record may request an adjudicatory hearing and Commission review of the final permitting decisions as provided under Chapter Six of Regulation No. 8, Administrative Procedures, Arkansas Pollution Control and Ecology Commission. Such a request shall be in the form and manner required by Regulation 8.603, including filing a written Request for Hearing with the APC&E Commission Secretary at 101 E. Capitol Ave., Suite 205, Little Rock, Arkansas 72201. If you have any questions about filing the request, please call the Commission at 501-682-7890.

Sincerely,



Stuart Spencer  
Associate Director, Office of Air Quality

Enclosure: Final Permit

## RESPONSE TO COMMENTS

### REMINGTON ARMS COMPANY, LLC. PERMIT #1272-AR-13 AFIN: 43-00024

On July 6, 2017, the Director of the Arkansas Department of Environmental Quality gave notice of a draft permitting decision for the above referenced facility. During the comment period, written comments on the draft permitting decision were submitted by Don Kite of ECCI on behalf of the facility. The Department's response to these issues follows.

*Note: The following page numbers and condition numbers refer to the draft permit. These references may have changed in the final permit based on changes made during the comment period.*

#### **Comment #1:**

The Bonded Bullet portion of SN-02 stays routed to SN-60.

Page 15 & 16, Under SN-02 A and B, delete "and bonded bullet"

Page 16, 21, and 22, under SN-31, delete "and bonded bullet"

Page 19 and 23, under SN-60A, Add "Bonded Bullet"

#### **Response to Comment #1:**

All requested corrections have been made.

# ADEQ MINOR SOURCE AIR PERMIT


Permit No. : 1272-AR-13

IS ISSUED TO:

Remington Arms Company, LLC.  
2592 Arkansas Highway 15 North  
Lonoke, AR 72086  
Lonoke County  
AFIN: 43-00024

THIS PERMIT IS THE ABOVE REFERENCED PERMITTEE'S AUTHORITY TO CONSTRUCT, MODIFY, OPERATE, AND/OR MAINTAIN THE EQUIPMENT AND/OR FACILITY IN THE MANNER AS SET FORTH IN THE DEPARTMENT'S MINOR SOURCE AIR PERMIT AND THE APPLICATION. THIS PERMIT IS ISSUED PURSUANT TO THE PROVISIONS OF THE ARKANSAS WATER AND AIR POLLUTION CONTROL ACT (ARK. CODE ANN. § 8-4-101 *ET SEQ.*) AND THE REGULATIONS PROMULGATED THEREUNDER, AND IS SUBJECT TO ALL LIMITS AND CONDITIONS CONTAINED HEREIN.

Signed:



Stuart Spencer  
Associate Director, Office of Air Quality

SEP 14 2017

Date

Remington Arms Company, LLC.

Permit #: 1272-AR-13

AFIN: 43-00024

Table of Contents

Section I: FACILITY INFORMATION .....	4
Section II: INTRODUCTION.....	5
Summary of Permit Activity .....	5
Process Description.....	5
Regulations .....	10
Total Allowable Emissions .....	11
Section III: PERMIT HISTORY .....	12
Section IV: EMISSION UNIT INFORMATION.....	15
NESHAP Conditions .....	27
Section V: INSIGNIFICANT ACTIVITIES .....	33
Section VI: GENERAL CONDITIONS .....	34
Appendix A: 40 CFR Part 63 Subpart T – <i>National Emission Standards for Halogenated Solvent Cleaning</i>	
Appendix B: 40 CFR Part 63 Subpart ZZZZ – <i>National Emissions Standards for Hazardous Air Pollutants for Stationary Reciprocating Internal Combustion Engines</i>	
Appendix C: 40 CFR Part 63 Subpart WWWW – <i>National Emissions Standards for Hazardous Air Pollutants: Area Source Standards for Plating and Polishing Operations</i>	
Appendix D: Facility Fenceline	

Remington Arms Company, LLC.

Permit #: 1272-AR-13

AFIN: 43-00024

#### List of Acronyms and Abbreviations

Ark. Code Ann.	Arkansas Code Annotated
AFIN	ADEQ Facility Identification Number
C.F.R.	Code of Federal Regulations
CO	Carbon Monoxide
HAP	Hazardous Air Pollutant
lb/hr	Pound Per Hour
No.	Number
NO <sub>x</sub>	Nitrogen Oxide
PM	Particulate Matter
PM <sub>10</sub>	Particulate Matter Smaller Than Ten Microns
SO <sub>2</sub>	Sulfur Dioxide
Tpy	Tons Per Year
UTM	Universal Transverse Mercator
VOC	Volatile Organic Compound

Remington Arms Company, LLC.  
Permit #: 1272-AR-13  
AFIN: 43-00024

Section I: FACILITY INFORMATION

PERMITTEE: Remington Arms Company, LLC.

AFIN: 43-00024

PERMIT NUMBER: 1272-AR-13

FACILITY ADDRESS: 2592 Arkansas Highway 15 North  
Lonoke, AR 72086

MAILING ADDRESS: 2592 Arkansas Highway 15 North  
Lonoke, AR 72086

COUNTY: Lonoke County

CONTACT NAME: Sammy Bates

CONTACT POSITION: Environmental Manager

TELEPHONE NUMBER: (501) 676-4185

REVIEWING ENGINEER: Kyle Crane

UTM North South (Y): Zone 15: 3851272.59 m

UTM East West (X): Zone 15: 591628.50 m

## Section II: INTRODUCTION

### Summary of Permit Activity

Remington manufactures centerfire and rimfire cartridges, shotshells and primers. This de minimis permitting action is necessary to:

- Convert the burn plant sources to natural gas for combustion;
- Move sources SN-02A and B (Remelt System) to a new building at the burn plant area;
- Move one pot in SN-60A to the burn plant and combine with the Remelt System;
- Replace the baghouse for SN-31 and combine with the Remelt System emissions;
- Route (4) existing rimfire lead swagers to SN-60A baghouse; and
- Move SN-39 to the Insignificant Activity list and revise.

The total permitted annual emission rate changes associated with this modification include increases of 1.3 tons per year (tpy) of CO, 0.038 tpy of lead, 0.0014 tpy of antimony, and 0.00025 tpy of arsenic, and decreases of: 0.2 tpy of SO<sub>2</sub>, 0.1 tpy of VOC, and 2.9 tpy of NO<sub>x</sub>.

### Process Description

#### Centerfire Process

BULLET - Lead bars (pigs) are conveyor fed into Lead Kettle System #1 (SN-01) and Lead Kettle System #2 (SN-60). SN-01 consists of a single melting pot with extruder. SN-60 consists of one melting pot and an extruder. Each melting pot has a natural gas fired furnace (SN-01 or SN-60). The molten lead from the melting pots is cast into billets that are fed through an extruder to form a lead “wire rope” from which slugs are formed. All scrap lead (slugs, wire) is sent to the remelt pot (SN-02).

The slugs/wire are tumbled in a media of Maizorb (ground corn cobs) with safety solvent (SN-05), then tumbled in graphite. Bullets are then formed by swagging and are grooved (SN-06) and are lubricated with a mixture of hot wax and perchloroethylene (SN-03 and SN-04). The perchloroethylene tank located on the dock outside of Building 100 has been removed from service.

Bullets are inspected visually (SN-36) and with a Class II laser. Finished bullets are then tumbled using Maizorb and a safety solvent (SN-05). Certain bullets are copper (SN-59) electroplated. Particulate emissions from the tumbling operations (SN-05) are controlled by a Rotoclone. Emissions from the inspection process (SN-36) are uncontrolled.

BULLET JACKET- A blank cup is pressed from a copper metal strip. It is then annealed on a gas-fired furnace, acid pickled (sulfuric acid), washed (soap), rinsed (water), and drawn to length. The copper jacket is then again annealed, pickled, washed and rinsed. The jacket is now completed and assembled on the lead bullet. The assembled jacket bullet goes through a final wash (soap), rinse (water) and dry operation.

Remington Arms Company, LLC.

Permit #: 1272-AR-13

AFIN: 43-00024

SHELL - A blank cup is pressed from a brass strip. It is then annealed, acid pickled (sulfuric acid), washed (soap) and rinsed (water). The cup is now ready for the first draw. This entire process is repeated for a second time and final draw. After the final draw, the shell goes through a 3-cone soap/wash process consisting of a slightly alkaline rinse, soaper then another rinse. Next, the shells are cut to length, head stamped, and head turned. The body of the shell is annealed once more, lubricated (vegetable oil), and trimmed. The mouth of the shell is also annealed again. Shells are now ready for the final wash. This final wash consists of an alkali rinse, followed by an acid rinse, and then a corrosion inhibitor rinse. Certain shells are nickel electroplated (SN-58) before the final wash. The finished shells are now ready to be primed.

PRIMED SHELL - Assembled primers are trucked to the centerfire area from the primer manufacturing area. Primers are mechanically seated and, in some instances, waterproofed (lacquer based compound) on the same machine.

LOADING - Certain metal case rounds used in law enforcement are water-proofed where the bullet is seated in the shell (SN-07 and SN-08). "Proof" loads are identified with a coat of Rhodamine powder, lacquer and heptane mixture on the base of the shell.

In the loading operation, gunpowder is placed into the primed shell and the bullet is then seated. This is an automated operation for most rounds, with both operations completed on the same machine.

PACKING - Loaded rounds are transferred to the Packing Area. Here they receive a final cleaning by tumbling in a tumbling media and tripropylene methyl ether (TPM) followed by tumbling in a tumbling media alone (SN-09 and SN-10). Cartridges are then boxed, cased, and loaded on pallets for shipment.

#### Rimfire Process

LEAD BULLET - This operation takes place in the centerfire lead bullet area and is identical to the point the slug is formed. After the slugs are formed, they are tumbled (SN-11). After the bullets are tumbled, they go to two parallel shakers (SN-12). Subsequently, they are sent through a lube and drying operation (SN-44).

SHELL - Cups are pressed from brass strips. They are then washed in an alkaline solution and annealed. The cups are then pickled, rinsed, and sent to the shell maker area. On the shell maker machines, the cups are drawn, cut off, trimmed and the head is formed. Next, the shells are relief annealed, acid pickled, rinsed, and sent to the head gauge operation. After gauging, the shells are ready to be primed.

PRIMING - Rimfire priming mixture is trucked from the primer manufacturing area to the priming area. The priming mixture is manually placed into plates that are then put on the priming machines. The machines push mixture from the plates into the "rim" of the rimfire shell. Primed shells are then automatically inspected.



Remington Arms Company, LLC.

Permit #: 1272-AR-13

AFIN: 43-00024

**LOADING** - Automatic loading machines place gunpowder into primed shells and the form and seat the bullet.

**PACKAGING** - Loaded rounds are automatically lubricated with a wax/water mixture and packed. The packs are manually cased.

#### Shotshell Process

**HEADS** - Caps are pressed from pre-plated steel or brass strips. They are then sent through a slightly alkaline wash before going to the half-head for the final forming. The finished head is then rinsed with a corrosion inhibitor (SN-13 and SN-14).

**BODIES** - Plastic slugs are formed by extrusion of polyethylene beads and color concentrate (SN-15). Bodies are formed from these slugs by one of two methods: rotary cam machines form the body and then heat set or the slug is oriented and cut off to size. It is proposed that the shell will now be flame treated (SN-53).

**ASSEMBLE, HEAD, and PRIME** - Finished heads are transferred to the assemble, head, and prime area. Component primers are trucked to the area from the primer manufacturing area. The heads are assembled on the bodies and the primer is seated into the head, all on the same machine. Base wads are also assembled on this machine. Primed shot shells are now ready to be loaded.

**LEAD SHOT** - Lead shot is formed by melting pigs in an electrically heated pot (SN-20), then dropping the molten lead through sizing screens, twelve (12) stories, into a water bath (SN-17). The shot is then dried (SN-35), polished with graphite, graded for roundness, and sized by tumbling screens. Emissions from the lead melting pot and drop tube are vented through stacks. All other operations are open to room ventilation.

**LOADING** - Gunpowder, shot wad, power piston, and lead shot are mechanically loaded into the primed shot shell in one operation. The shells are also crimped and printed on the same machine. Buckshot is formed on a machine in the centerfire area. Alcohol vapors are emitted at SN-38.

**PACKAGING** - Loading shot shells are packed into boxes, cased, and placed on pallets for shipment.

#### Burn Plant

The burn plant consists of two (2) emission sources: Cartridge Melting Pots and Remelt System Baghouse (SN-31) and a Rotary Furnace (SN-30). The cartridge melting pots (SN-31) consists of two natural gas fired melting pots that share a common stack. Live rounds are fed onto a conveyor to the units for lead recycling purposes. Lead scrap is fed to the remelt system for recycling purposes.

Remington Arms Company, LLC.

Permit #: 1272-AR-13

AFIN: 43-00024

Primed .22 caliber shells and centerfire shells are fed into the Rotary Furnace (SN-30) by conveyor. Brass is recovered from the unit. The rotary furnace is equipped with a natural gas fired burner. The small amount of ash generated by this unit consists mainly of ground glass, which is disposed of offsite.

Each stack has been tested for lead emissions. Stack testing results are provided with the calculations. Lead is assumed to contain 55% antimony from the rotary furnace exhaust and 5.2% antimony and 1.2% arsenic from the scrap cartridge destruction unit exhaust.

### Ballistics

The Ballistics Area is used for test firing live ammunition rounds and testing primers. The shooting ranges (20 yd. - SN-26, 50 yd. - SN-27, 100 yd. - SN-28, and 200 yd. - SN-29) each have a stack with a Rotoclone at the end of the range. Each range has a duct from the booths where firing occurs. These ducts lead to a common stack (SN-25). The function and casualty (F&C) range has two stacks, one in the booth and one for the range (SN-23 and SN-24, respectively). The primer drop test area has one stack (SN-22).

Except as noted above, there are no air pollution control devices on these stacks. SN-23 through SN-29 exhaust stacks have been tested for lead emissions. Stack testing results are provided with the corresponding calculations. Lead is assumed to contain 5.2% antimony and 1.2% arsenic from all stacks.

The F&C booth exhaust stack test results were used for emission rates from the drop test exhaust (SN-22).

### Trinitroresorcinol Manufacture

Water, resorcinol, sodium nitrite, and nitric acid are combined in the primary nitration step which is temperature controlled. Additional nitric acid is added during secondary nitration. The product is filtered, washed, and then stored in 1,000 pound magazines. The stack opacity is controlled by a wet counterflow scrubber utilizing a sodium hydroxide and sulfide based liquor.

### Power House

Remington operates two (2) boilers at its facility. The natural gas fired boilers No. 1 (SN-45) and No. 2 (SN-46) are both rated at 750 boiler horsepower. Also located in the power house area are two (2) firewater pump diesel engines (SN-48 and SN-49), an emergency generator (SN-50), and three (3) fuel storage tanks (SN-51, SN-52, and SN-53).

The fuel storage tanks store No. 2 fuel oil to burn in the two boilers in the event of a curtailment. No. 2 fuel oil has not been burned in the boilers for the last three (3) years.

Remington Arms Company, LLC.

Permit #: 1272-AR-13

AFIN: 43-00024

### Miscellaneous Emission Sources

Near the power house are three (3) storage tanks with gasoline and diesel fuel for mobile operations within the plant. There are two (2) gasoline storage tanks (SN-54 and SN-55) and one diesel storage tank (SN-56). There is also a 160 horsepower emergency generator (SN-57) located in the plant waste water treatment area.

Miscellaneous parts cleaning and maintenance activities exist at the facility and are also permitted. Solvents used in the maintenance areas include kerosene, safety solvent, isopropyl alcohol and Pensolv 945L.

### Centerfire Expansion

The expansion will consist of three (3) identical manufacturing lines that will be located in a new building. In general, each line consists of shell making, lead core making, bullet assembly, and shell loading.

#### Shell Making (3 Lines)

Brass is fed to the shell maker which forms the casing shell. The shells are washed in a series of steps. Washing chemicals are used, which contain no VOC or VHAPs, then dried with electrically heated hot air. The hot air is routed outside (Insignificant Activity). Primers are inserted into the shell at the priming machine.

#### Bullet Making (3 Lines)

Lead wire is fed to the Lead Swager to form lead cores. The cores are then cleaned by tumbling in maizorb. Emissions from the cleaning process are routed to a dust collector (Lead Core Unit SN-61 A/B/C). The cleaned cores are coupled with pre-manufactured copper cups at the Bullet Assembly. The bullets are washed in a series of steps. Washing chemicals are used, which contain no VOC or VHAPs, then dried with electrically heated hot air and maizorb. Emissions from the washing and drying processes are routed to a dust collector (Bullet Unit SN-63 A/B/C).

#### Final Assembly (3 Lines)

The bullets and the shells are combined with gun powder in the Loading Machine. The final product is then weighed, filled into trays and routed to the Packer/Printer (SN-62 A/B/C). VOC emissions from printer ink are fugitive inside the building.

#### Boiler (3 Total)

Three 0.75 MMBtu/hr boilers are used for comfort heating (Insignificant Activities).

Remington Arms Company, LLC.

Permit #: 1272-AR-13

AFIN: 43-00024

### Regulations

The following table contains the regulations applicable to this permit.

Regulations
Arkansas Air Pollution Control Code, Regulation 18, effective March 14, 2016
Regulations of the Arkansas Plan of Implementation for Air Pollution Control, Regulation 19, effective March 14, 2016
40 CFR 63, Subpart T – <i>National Emission Standards for Halogenated Solvent Cleaning</i>
40 CFR 63, Subpart ZZZZ – <i>National Emissions Standards for Hazardous Air Pollutants for Stationary Reciprocating Internal Combustion Engines</i>
40 CFR 63, Subpart WWWW – <i>National Emissions Standards for Hazardous Air Pollutants: Area Source Standards for Plating and Polishing Operations</i>

Remington Arms Company, LLC.  
 Permit #: 1272-AR-13  
 AFIN: 43-00024

Total Allowable Emissions

The following table is a summary of emissions from the facility. This table, in itself, is not an enforceable condition of the permit.

TOTAL ALLOWABLE EMISSIONS		
Pollutant	Emission Rates	
	lb/hr	tpy
PM	7.0	7.8
PM <sub>10</sub>	7.0	7.8
PM <sub>2.5</sub>	See Note*	
SO <sub>2</sub>	10.5	3.9
VOC	51.6	88.5
CO	19.6	28.8
NO <sub>x</sub>	105.7	71.9
Lead	0.19315	0.86184
Antimony	0.025536	0.11045
Arsenic	0.001304	0.005906
Cyanide	0.000039	0.00017
Methylene Chloride	0.02	0.08
Nickel	0.0000957	0.00042
Perchloroethylene	10.1	9.9
Acetone	0.1	0.4

\*PM<sub>2.5</sub> limits are source specific, if required. Not all sources have PM<sub>2.5</sub> limits.

Remington Arms Company, LLC.  
Permit #: 1272-AR-13  
AFIN: 43-00024

### Section III: PERMIT HISTORY

Permit #0050-I was issued on August 18, 1970.

Permit #1272-A was issued on July 10, 1992.

Permit #1272-AR-1 was issued on March 2, 1993. It increased the allowable hours of operation for the rotary furnace burning plant, the scrap primer/centerfire cartridge burning plant, and the primed shotshell forced air burning plant.

Permit #1272-AR-2 was issued on June 16, 1994, to further increase the allowable hours of operation for the rotary furnace burning plant and the scrap powder burn unit. This permit also removed the primed shotshell forced air burning unit from service.

Permit #1272-AR-3 was issued on January 20, 1995, and it allowed the elimination of 1,1,1-trichloroethane and methylene chloride usage at the facility and increased emissions of volatile organic compounds (VOC) by 31.6 tons per year.

Permit #1272-AR-4 was issued on August 5, 1997. This permit allowed the removal of the Dip Lube Dryer Exhaust (SN-03) and the Dip Lube Tank Exhaust (SN-04), as well as the scrap powder burn unit (SN-33). It also allowed for the installation of two hammer mills (SN-31) whose emissions are controlled by an inline cyclone and baghouse, shotshell body flame treat units (SN-39 through SN-44), and the recognition of boiler #1 (SN-45) and boiler #2 (SN-46) which were installed in 1969 and previously unpermitted.

Permit #1272-AR-5 was issued on November 20, 1998. This modification corrected a typographical error on a previously submitted emission rate table for the burning plant rotary furnace (SN-30). In the previous submittal the stated values were reported in "pieces," and Remington wanted this to be changed to read "pounds." The facility added the Dip Lube Dryer Exhaust and the Dip Lube Tank Exhaust back to the permit with a bubble of 9.9 tpy of Perchloroethylene (a HAP) emissions.

Permit #1272-AR-6 was issued on March 29, 2000. It added to the permitted sources a dust collector on the Burning Plant Rotary Furnace (SN-30) and changed the method used for emission rate calculations at this source. It also added two VOC/HAP compounds to the facility paint and ink usage. They are Ketone Ink and Methyl Ethyl Ketone. These compounds will be used in a label printer located in the centerfire packaging department. This addition increased permitted VOC and HAP emissions by 0.97 tpy. Other emissions were due to changes in the method used for calculations at SN-30.

Permit #1272-AR-7 was issued on August 21, 2003. This permit modification added a wet counter flow exhaust scrubber at the Nitration Building, designated as SN-34. This installation controls opacity produced from the emission of oxides of nitrogen during the manufacture of Trinitroresorcinol outlined in the process description.

Remington Arms Company, LLC.

Permit #: 1272-AR-13

AFIN: 43-00024

Permit #1272-AR-8 was issued on June 22, 2012. With this permitting action Remington modified the operating procedure for the Centerfire Packaging Label Printing Process, SN-47 which increased ketone ink and methyl ethyl ketone (MEK) usage (total for both) from 25 gallons/month to 120 gallons/month. In addition, a number of emergency engines (generators and fire water pumps), previously listed as Insignificant Activities, were listed as individual sources, since they must comply with requirements of NESHAP ZZZZ. Two plating sources, SN-58 and SN-59 were listed with this permit. A new process was added at SN-02. Emissions on SN-45 and SN-46 were adjusted to reflect updated AP-42 factors. NO<sub>x</sub> emissions at SN-34 were reduced to reflect a reduction from the existing scrubber, which was not previously claimed. Lead emission rates were examined for all lead sources and updated. At the facility's request, the date for updating records was changed from the fifth day to the 15th day of the month following the month to which the records pertain. The process description was updated. These changes affected permitted emissions as follows: PM and PM<sub>10</sub> increased by 3.2 tpy each; SO<sub>2</sub> increased by 3.9 tpy; VOC increased by 4.0 tpy; CO increased by 17.3 tpy; NO<sub>x</sub> decreased by 27.1 tpy; Arsenic decreased by 0.002784 tpy; Antimony decreased by 0.065344 tpy; Lead decreased by 0.56054 tpy; Methyl Ethyl Ketone decreased by 0.97 tpy; Acetone increased by 0.4 tpy; Cyanide increased by 0.00017 tpy; Nickel increased by 0.00042 tpy; and Methylene Chloride increased by 0.08 tpy.

Permit #1272-AR-9 was issued on May 2, 2013. This permitting action was necessary to: increase the lead and antimony emission rate limits at SN-06 due to a failed stack test; increase the NO<sub>x</sub> emission rate limit at SN-34 due to a failed stack test; and change the following to meet the lead NAAQS: route the emissions from SN-05, SN-11, and SN-12 to one stack and raise the stack height to 70 feet, install a baghouse at SN-02, and install additional fencing. The total permitted annual emission rate changes associated with this modification included: 11.5 tons per year (tpy) NO<sub>x</sub>, 0.00175 tpy lead, and 0.000582 tpy antimony.

Permit #1272-AR-10 was issued on August 7, 2013. This permitting action was necessary to install an additional lead kettle and lead combustion chamber (SN-60) in parallel with the existing lead kettle and lead combustion chamber at SN-01. The total permitted annual emission rate changes associated with this modification included: 0.1 tons per year (tpy) PM/PM<sub>10</sub>, 0.1 tpy SO<sub>2</sub>, 0.1 tpy VOC, 0.8 tpy CO, 1.0 tpy NO<sub>x</sub>, 0.0044 tpy lead, and 0.00005 tpy antimony.

Permit #1272-AR-11 was issued on April 7, 2014. This permitting action was necessary to permit the process and combustion emissions as separate sources since they have separate stacks (SN-02A, SN-02B, SN-60A, and SN-60B); Update combustion emission factors at SN-02B; Remove the old baghouses from SN-11 and SN-12; Route the emissions from SN-02A (process emissions), SN-11, SN-12, and SN-60A (process emissions) to a single stack with baghouse (will have a minimum stack height of 35 feet); Remove the permitted VOC emissions from SN-05 since this source no longer uses any VOC containing materials; Remove buckshot tumbling from SN-02 since the buckshot tumbler was moved and has no exhaust to the room or outside; Remove the single stack configuration for SN-05, SN-11, and SN-12 and permit SN-05 separately; Remove the requirement to increase the stack height of the previously requested single stack for SN-05, SN-11, and SN-12; and Permit the Lead Kettle #2 (SN-60A) for two burners instead of one. The total permitted annual emission rate changes associated with this

Remington Arms Company, LLC.

Permit #: 1272-AR-13

AFIN: 43-00024

modification included increases of: 0.3 tons per year (tpy) PM/PM<sub>10</sub>, 1.2 tpy CO, and 0.9 tpy NO<sub>x</sub> and decreases of: 5.4 tpy VOC, 0.0044 tpy lead, and 0.00005 tpy antimony.

Permit #1272-AR-12 was issued on October 8, 2014. This permitting action was necessary to:

- Add three Centerfire lines (SN-61A/B/C, SN-62 A/B/C, SN-63 A/B/C) that are located in a new building. Three small boilers are added for comfort heating. Annual VOC emissions associated with SN-XX increased due to increased cleaning and maintenance of equipment.
- Combine emissions for SN-02A, SN-11, SN-12, and SN-60A due to completion of the combined stack at baghouse SN-02A.

The total permitted annual emission rate changes associated with this modification included increases of: 0.3 tons per year (tpy) PM/PM<sub>10</sub>, and 17.4 tpy VOC and decreases of: 0.10407 tpy lead, and 0.001038 tpy antimony.



Section IV: EMISSION UNIT INFORMATION

Specific Conditions

- The permittee shall not exceed the emission rates set forth in the following table.  
 [Reg.19.501 *et seq.* and Ark. Code Ann. § 8-4-203 as referenced by Ark. Code Ann. §§ 8-4-304 and 8-4-311]

SN	Description	Pollutant	lb/hr	tpy
01	Lead Kettle & Lead Kettle combustion Chamber	PM <sub>10</sub>	0.1	0.2
		SO <sub>2</sub>	0.1	0.1
		VOC	0.1	0.1
		CO	0.1	0.2
		NO <sub>x</sub>	0.3	1.0
		Lead	0.001	0.0044
02A	Centerfire Remelt System	Source combined with SN-31		
02B	Centerfire Remelt System Combustion Emissions	Source combined with SN-31		
05	Bullet Tumbler Exhaust	PM <sub>10</sub>	0.1	0.2
		Lead	0.031	0.14
06	Bullet Groover and Shaker	PM <sub>10</sub>	0.1	0.1
		Lead	0.00055	0.0025
07	Varnish Table Exhaust	VOC	8.0	7.0
08	Varnish Room Exhaust	Source Deleted		
09	Cartridge Tumbler	Source Deleted		
11	Rimfire Bullet Tumbler	Source combined with SN-60A		
12	Peen Plating and Bullet Shakers (3)	Source combined with SN-60A		
10	Cartridge Tumbler	VOC	3.2	8.6
13	Burnish/Lube #558	VOC	0.1	0.1
14	Burnish/Lube #416	VOC	0.1	0.1
15	Shotshell Extruder Exhaust	VOC	0.1	0.1
17	Shot Tower Drop Tube	PM <sub>10</sub>	0.1	0.1
		Lead	0.005	0.0219
18	11th Floor Shot Tower	PM <sub>10</sub>	0.1	0.1
		Lead	0.005	0.0219
19	12th Floor Shot Tower	PM <sub>10</sub>	0.1	0.1
		Lead	0.005	0.0219
20	Shot Kettle Exhaust	PM <sub>10</sub>	0.1	0.1
		Lead	0.035	0.16
21	Maintenance Paint Booth Exhaust	VOC	0.2	0.6

Remington Arms Company, LLC.

Permit #: 1272-AR-13

AFIN: 43-00024

SN	Description	Pollutant	lb/hr	tpy
22	Primer Drop Test Exhaust	PM <sub>10</sub>	0.1	0.1
		Lead	0.001	0.0044
23	Ballistic Function Range	PM <sub>10</sub>	0.1	0.1
		Lead	0.008	0.035
24	Ballistics Function Booth	PM <sub>10</sub>	0.1	0.1
		Lead	0.001	0.0044
25	Ballistics Firing Bay	PM <sub>10</sub>	0.1	0.1
		Lead	0.006	0.0263
26	Ballistic 20 yd. Range	PM <sub>10</sub>	0.1	0.1
		Lead	0.003	0.0131
27	Ballistic 50 yd. Range	PM <sub>10</sub>	0.1	0.1
		Lead	0.002	0.0088
28	Ballistic 100 yd. Range	PM <sub>10</sub>	0.1	0.1
		Lead	0.002	0.0088
29	Ballistic 200 yd. Range	PM <sub>10</sub>	0.1	0.1
		Lead	0.002	0.0088
30	Burning Plant Rotary Furnace	PM <sub>10</sub>	0.1	0.4
		SO <sub>2</sub>	0.1	0.1
		VOC	0.1	0.2
		CO	0.4	1.5
		NO <sub>x</sub>	0.4	1.8
		Lead	0.034	0.15
02A, 02B, and 31 (combined stack with baghouse)	Burning Plant-Scrap Primer and Centerfire Cartridge and Hammer mills (SN-31)	PM <sub>10</sub>	0.1	0.3
		SO <sub>2</sub>	0.1	0.1
	Centerfire Remelt System (SN-02A)	VOC	0.1	0.1
		CO	0.4	1.7
	Centerfire Remelt System Combustion Emissions (SN-02B)	NO <sub>x</sub>	0.5	2.0
		Lead	0.020	0.088
34	Nitration Building Exhaust-Trinitroresorcinol Manufacturing-Scrubber	NO <sub>x</sub>	32.1	21.4
35	Shot Tower Dryer Exhaust (8th Floor)	PM <sub>10</sub>	0.1	0.1
		Lead	0.005	0.022
36	Centerfire Bullet Inspection	PM <sub>10</sub>	0.1	0.1
		Lead	0.006	0.027
38	Shotshell Buckshot Forming	VOC	9.0	6.5
39	Centerfire 10 Cone Gas Dryer	Source Moved to Insignificant Activities		

Remington Arms Company, LLC.

Permit #: 1272-AR-13

AFIN: 43-00024

SN	Description	Pollutant	lb/hr	tpy
40	Centerfire Jacket Dryer	PM <sub>10</sub>	0.1	0.1
		SO <sub>2</sub>	0.1	0.1
		VOC	0.1	0.1
		CO	0.1	0.2
		NO <sub>x</sub>	0.2	0.9
41	Centerfire Body Annealing	PM <sub>10</sub>	0.1	0.3
		SO <sub>2</sub>	0.1	0.1
		VOC	0.1	0.2
		CO	0.2	0.5
		NO <sub>x</sub>	0.6	2.4
42	Centerfire Mouth Annealing	PM <sub>10</sub>	0.1	0.3
		SO <sub>2</sub>	0.1	0.1
		VOC	0.1	0.2
		CO	0.2	0.5
		NO <sub>x</sub>	0.6	2.4
43	Centerfire 7 Cone Gas Dryer	PM <sub>10</sub>	0.1	0.1
		SO <sub>2</sub>	0.1	0.1
		VOC	0.1	0.1
		CO	0.1	0.2
		NO <sub>x</sub>	0.2	0.9
44	Rimfire Gas dryer	PM <sub>10</sub>	0.1	0.2
		SO <sub>2</sub>	0.1	0.1
		VOC	0.1	0.1
		CO	0.1	0.3
		NO <sub>x</sub>	0.4	1.8
45	Boiler #1	PM <sub>10</sub>	0.2	0.9
		SO <sub>2</sub>	0.1	0.1
		VOC	0.2	0.7
		CO	2.1	9.3
		NO <sub>x</sub>	2.6	11.0
46	Boiler #2	PM <sub>10</sub>	0.2	0.9
		SO <sub>2</sub>	0.1	0.1
		VOC	0.2	0.7
		CO	2.1	9.3
		NO <sub>x</sub>	2.6	11.0
47	Centerfire Packaging Label Printing	VOC	1.2	5.0
XX	Parts Cleaning and Maintenance	VOC	11.0	48.4

Remington Arms Company, LLC.

Permit #: 1272-AR-13

AFIN: 43-00024

SN	Description	Pollutant	lb/hr	tpy
48	Firewater Pump #1 Diesel Engine, 380 HP	PM <sub>10</sub>	0.9	0.3
		SO <sub>2</sub>	0.8	0.2
		VOC	5.7	1.5
		CO	2.6	0.7
		NO <sub>x</sub>	11.8	3.0
49	Firewater Pump #2 Diesel Engine, 380 HP	PM <sub>10</sub>	0.9	0.3
		SO <sub>2</sub>	0.8	0.2
		VOC	5.7	1.5
		CO	2.6	0.7
		NO <sub>x</sub>	11.8	3.0
50	Emergency Generator #1-- Diesel Engine 830 HP	PM <sub>10</sub>	0.6	0.2
		SO <sub>2</sub>	6.8	1.7
		VOC	0.6	0.2
		CO	4.6	1.2
		NO <sub>x</sub>	20.0	5.0
51	Maintenance Shop Emergency Generator 16 HP, NG Fueled	PM <sub>10</sub>	0.1	0.1
		SO <sub>2</sub>	0.1	0.1
		VOC	0.1	0.1
		CO	0.3	0.1
		NO <sub>x</sub>	2.3	0.2
52	Shot Tower Emergency Generator 8 HP, NG fueled	PM <sub>10</sub>	0.1	0.1
		SO <sub>2</sub>	0.1	0.1
		VOC	0.1	0.1
		CO	0.2	0.1
		NO <sub>x</sub>	1.2	0.1
53	CF 2nd Floor Lead Area Emergency Generator 40 HP, NG fueled	PM <sub>10</sub>	0.1	0.1
		SO <sub>2</sub>	0.1	0.1
		VOC	0.2	0.1
		CO	0.7	0.1
		NO <sub>x</sub>	5.4	0.3
54	Garage Emergency Generator 8 HP, Gasoline Fueled	PM <sub>10</sub>	0.1	0.1
		SO <sub>2</sub>	0.1	0.1
		VOC	1.1	0.1
		CO	0.4	0.1
		NO <sub>x</sub>	0.6	0.1
55	Gate House Emergency Generator 8 HP, Propane Fueled	PM <sub>10</sub>	0.1	0.1
		SO <sub>2</sub>	0.1	0.1
		VOC	0.1	0.1
		CO	0.2	0.1
		NO <sub>x</sub>	1.2	0.1

Remington Arms Company, LLC.

Permit #: 1272-AR-13

AFIN: 43-00024

SN	Description	Pollutant	lb/hr	tpy
56	Effluent Discharge Emergency Generator 40 HP, Propane Fueled	PM <sub>10</sub>	0.1	0.1
		SO <sub>2</sub>	0.1	0.1
		VOC	0.2	0.1
		CO	0.7	0.1
		NO <sub>x</sub>	5.4	0.3
57	Emergency Generator #2-- Diesel Engine 160 HP	PM <sub>10</sub>	0.4	0.1
		SO <sub>2</sub>	0.4	0.1
		VOC	2.4	0.6
		CO	1.1	0.3
		NO <sub>x</sub>	5.0	1.3
11, 12, and 60A (combined stack with baghouse)	Rimfire Bullet Tumbler (SN-11)			
	Peen Plating and Bullet Shakers (SN-12)			
	Rimfire Lead Swagers	PM <sub>10</sub>	0.1	0.1
	Bonded Bullet	Lead	0.02	0.09
	Lead Kettle #2 & Lead Kettle Combustion Chamber (SN-60A)			
60B	Lead Kettle #2 Combustion Emissions (2 Burners at 2.1 MMBtu/hr each)	PM <sub>10</sub>	0.1	0.2
		SO <sub>2</sub>	0.1	0.1
		VOC	0.1	0.2
		CO	0.4	1.6
		NO <sub>x</sub>	0.5	1.9
61A	Lead Core Units - Line A	PM <sub>10</sub>	0.1	0.1
		Lead	0.0001	0.00044
61B	Lead Core Units - Line B	PM <sub>10</sub>	0.1	0.1
		Lead	0.0001	0.00044
61C	Lead Core Units - Line C	PM <sub>10</sub>	0.1	0.1
		Lead	0.0001	0.00044
62A/B/C	Centerfire Expansion Label Printing – Line A, B, C	VOC	1.2	5.0
63A	Bullet Units – Line A	PM <sub>10</sub>	0.1	0.1
		Lead	0.0001	0.00044
63B	Bullet Units – Line B	PM <sub>10</sub>	0.1	0.1
		Lead	0.0001	0.00044
63C	Bullet Units – Line C	PM <sub>10</sub>	0.1	0.1
		Lead	0.0001	0.00044

Remington Arms Company, LLC.

Permit #: 1272-AR-13

AFIN: 43-00024

2. The permittee shall not exceed the emission rates set forth in the following table.  
 [Reg.18.801 and Ark. Code Ann. § 8-4-203 as referenced by Ark. Code Ann. §§ 8-4-304 and 8-4-311]

SN	Description	Pollutant	lb/hr	tpy
01	Centerfire Lead Kettle	PM Antimony	0.1 0.00001	0.2 0.00005
02A	Centerfire Remelt System	Source combined with SN-31		
02B	Centerfire Remelt System Combustion Emissions	Source combined with SN-31		
03	Dip Lube Dryer Exhaust	Perchloroethylene	2.0	9.9
04	Dip Lube Tank Exhaust	Perchloroethylene	8.1	
05	Bullet Tumbler Exhaust	PM Antimony	0.1 0.0004	0.2 0.0014
06	Bullet Groover and Shaker	PM Antimony	0.1 0.000006	0.1 0.00003
11	Rimfire Bullet Tumbler	Source combined with SN-60A		
12	Peen Plating and Bullet Shakers (3)	Source combined with SN-60A		
17	Shot Tower Drop Tube	PM	0.1	0.1
		Antimony	0.0003	0.0013
		Arsenic	0.0001	0.0004
18	Shot Tower Room Exhaust	PM	0.1	0.1
		Antimony	0.0003	0.0013
		Arsenic	0.0001	0.0004
19	Shot Tower Room Vent	PM	0.1	0.1
		Antimony	0.0003	0.0013
		Arsenic	0.0001	0.0004
20	Shot Tower-Kettle Exhaust	PM	0.1	0.1
		Antimony	0.002	0.008
		Arsenic	0.0004	0.002
21	Maintenance Paint booth Exhaust	Methylene Chloride	0.02	0.08

Remington Arms Company, LLC.

Permit #: 1272-AR-13

AFIN: 43-00024

SN	Description	Pollutant	lb/hr	tpy
		Acetone	0.1	0.4
22	Primer Drop Test Exhaust	PM Antimony Arsenic	0.1 0.000052 0.000012	0.1 0.00023 0.000053
23	Ballistic Function Range	PM Antimony Arsenic	0.1 0.00042 0.0001	0.1 0.0018 0.00042
24	Ballistics Function Booth	PM Antimony Arsenic	0.1 0.000052 0.000012	0.1 0.00023 0.000053
25	Ballistics Firing Bay	PM Antimony Arsenic	0.1 0.00032 0.000072	0.1 0.0014 0.00032
26	Ballistic 20 yd. Range	PM Antimony Arsenic	0.1 0.00016 0.000036	0.1 0.00068 0.00016
27	Ballistic 50 yd. Range	PM Antimony Arsenic	0.1 0.00011 0.000024	0.1 0.00046 0.00011
28	Ballistic 100 yd. Range	PM Antimony Arsenic	0.1 0.00011 0.000024	0.1 0.00046 0.00011
29	Ballistic 200 yd. Range	PM Antimony Arsenic	0.1 0.00011 0.000024	0.1 0.00046 0.00011
30	Burning Plant Rotary Furnace	PM Antimony	0.1 0.019	0.4 0.084
02A, 02B, and 31 (combined stack with baghouse)	Burning Plant-Scrap Primer and Centerfire Cartridge and Hammer mills (SN-31)  Centerfire Remelt System (SN- 02A)	PM Antimony Arsenic	0.1 0.0011 0.00024	0.3 0.0049 0.0011

Remington Arms Company, LLC.

Permit #: 1272-AR-13

AFIN: 43-00024

SN	Description	Pollutant	lb/hr	tpy
	Centerfire Remelt System Combustion Emissions (SN-02B)			
35	Shot Tower Dryer Exhaust (8th Floor)	PM Antimony Arsenic	0.1 0.00026 0.00006	0.1 0.00012 0.00027
36	Centerfire Bullet Inspection	PM Antimony	0.1 0.00032	0.1 0.0014
39	Centerfire 10 Cone Gas Dryer	Source Moved to Insignificant Activities		
40	Centerfire Jacket Dryer	PM	0.1	0.1
41	Centerfire Body Annealing	PM	0.1	0.3
42	Centerfire Mouth Annealing	PM	0.1	0.3
43	Centerfire 7 Cone Gas Dryer	PM	0.1	0.1
44	Rimfire Gas Dryer	PM	0.1	0.2
45	Boiler #1	PM	0.2	0.9
46	Boiler #2	PM	0.2	0.9
48	Firewater Pump #1 Diesel Engine	PM	0.9	0.3
49	Firewater Pump #2 Diesel Engine	PM	0.9	0.3
50	Emergency Generator #1--830 HP Diesel	PM	0.6	0.2
51	Maintenance Shop Emergency Generator 16 HP	PM	0.1	0.1
52	Shot Tower Emergency Generator 8 HP	PM	0.1	0.1
53	CF 2nd Floor Lead Area Emergency Generator 40 HP	PM	0.1	0.1
54	Garage Emergency Generator 8 HP	PM	0.1	0.1
55	Gate House Emergency Generator 8 HP	PM	0.1	0.1
56	Effluent Discharge Emergency Generator 40 HP	PM	0.1	0.1
57	Emergency Generator #1--160 HP Diesel	PM	0.4	0.1
58	Nickel Electroplating	Nickel	0.0000957	0.00042
59	Copper Electroplating	Cyanide	0.000039	0.00017



Remington Arms Company, LLC.

Permit #: 1272-AR-13

AFIN: 43-00024

SN	Description	Pollutant	lb/hr	tpy
11, 12, and 60A (combined stack with baghouse)	Rimfire Bullet Tumbler (SN-11)	PM Antimony	0.1 0.0002	0.1 0.0009
	Peen Plating and Bullet Shakers (SN-12)			
	Rimfire Lead Swagers			
	Bonded Bullet			
	Lead Kettle #2 & Lead Kettle Combustion Chamber (SN-60A)			
60B	Lead Kettle #2 Combustion Emissions (2 Burners at 2.1 MMBtu/hr each)	PM	0.1	0.2
61A	Lead Core Units - Line A	PM Antimony	0.1 0.000001	0.1 0.000005
61B	Lead Core Units - Line B	PM Antimony	0.1 0.000001	0.1 0.000005
61C	Lead Core Units - Line C	PM Antimony	0.1 0.000001	0.1 0.000005
63A	Bullet Units – Line A	PM Antimony	0.1 0.000001	0.1 0.000005
63B	Bullet Units – Line B	PM Antimony	0.1 0.000001	0.1 0.000005
63C	Bullet Units – Line C	PM Antimony	0.1 0.000001	0.1 0.000005

3. Visible emissions may not exceed the limits specified in the following table of this permit as measured by EPA Reference Method 9. [Ark. Code Ann. § 8-4-203 as referenced by Ark. Code Ann. §§ 8-4-304 and 8-4-311]

SN	Limit	Regulatory Citation
1, 3/4, 5, 6, 17, 18, 19, 20, 22, 23, 24, 25, 26, 27, 28, 29, 02A/02B/31 combined stack, 35, 36, 40, 41, 42, 43, 44, 45, 46, 51, 52, 53, 54, 55, 56, 60B, 11/12/60A combined stack, 61A, 61B, 61C, 63A, 63B, and 63C	5%	[Reg.18.501 and Ark. Code Ann. § 8-4-203 as referenced by Ark. Code Ann. §§ 8-4-304 and 8-4-311]

Remington Arms Company, LLC.

Permit #: 1272-AR-13

AFIN: 43-00024

SN	Limit	Regulatory Citation
30, 34, 48, 49, 50, and 57	20%	[Reg.19.503 and Ark. Code Ann. § 8-4-203 as referenced by Ark. Code Ann. §§ 8-4-304 and 8-4-311]

4. The permittee shall not cause or permit the emission of air contaminants, including odors or water vapor and including an air contaminant whose emission is not otherwise prohibited by Regulation 18, if the emission of the air contaminant constitutes air pollution within the meaning of Ark. Code Ann. § 8-4-303. [Reg.18.801 and Ark. Code Ann. § 8-4-203 as referenced by Ark. Code Ann. §§ 8-4-304 and 8-4-311]
5. The permittee shall not conduct operations in such a manner as to unnecessarily cause air contaminants and other pollutants to become airborne. [Reg.18.901 and Ark. Code Ann. § 8-4-203 as referenced by Ark. Code Ann. §§ 8-4-304 and 8-4-311]
6. The amount primed centerfire and rimfire shells or loaded rimfire cartridges mixed with rimfire shells processed at SN-30 (Burning Plant-Rotary Furnace) shall not exceed 3000 tons per rolling twelve month period. The permittee shall maintain monthly records of pounds of primed centerfire and rimfire shells or loaded rimfire cartridges mixed with rimfire shells processed at this source. These records shall be updated no later than the 15th day of the month following the month to which the records pertain, kept on site, and made available to Department personnel upon request. [Reg.19.705, Reg.18.1004, and Ark. Code Ann. §8-4-203 as referenced by Ark. Code Ann. §§8-4-304 and 8-4-311].
7. The amount of loaded pistol, rifle, rimfire, and shotshell rounds processed at SN-31 (Burning Plant-Scrap Primer and Centerfire Cartridges and Hammer mills) shall not exceed 2200 tons per rolling twelve month period. The permittee shall maintain monthly records of the pounds of loaded shotshells, pistol, rifle, rimfire, and shotshell rounds processed at the facility. These records shall be updated no later than the 15th day of the month following the month to which the records pertain, kept on site, and made available to Department personnel upon request. [Reg.19.705, Reg.18.1004, and Ark. Code Ann. § 8-4-203 as referenced by Ark. Code Ann. §§ 8-4-304 and 8-4-311].
8. Volatile organic compounds (VOC) emissions shall not exceed 81.3 tons per rolling 12-month period from sources SN-07, SN-10, SN-13, SN-14, SN-21, SN-38, SN-47, SN-XX, SN-62A, SN-62B, and SN-62C combined. Compliance with VOC emission limits shall be determined by material balance. The permittee shall maintain monthly records of material usage based on material issuance from plant inventory. These records must be sufficient to determine VOC emissions. These records shall be updated no later than the 15th day of the month following the month to which the records pertain, kept on site, and made available to Department personnel upon request. [Reg.19.501 et seq., and Ark.

Remington Arms Company, LLC.

Permit #: 1272-AR-13

AFIN: 43-00024

Code Ann. § 8-4-203 as referenced by Ark. Code Ann. §§ 8-4-304 and 8-4-311]

9. Perchloroethylene usage at this facility shall not exceed 1,450 gallons per rolling twelve month period. The permittee shall maintain monthly records of the amount of Perchloroethylene used at the facility. These records shall be updated no later than the 15th day of the month following the month to which the records pertain, kept on site, and made available to Department personnel upon request. [Reg.18.1004 and Ark. Code Ann. § 8-4-203 as referenced by Ark. Code Ann. §§ 8-4-304 and 8-4-311]
10. The permittee shall demonstrate that the degree of accuracy of the calculations used to determine emissions is sufficient to prove that the major source thresholds have not been exceeded if actual emissions are calculated at or above 95% of the major source thresholds, i.e., >9.5 tpy of a single HAP, >23.75 tpy of any combination of HAPs, and/or 95 tpy of a criteria pollutant (PM<sub>10</sub>, SO<sub>2</sub>, VOC, CO, and NO<sub>x</sub>). [Ark. Code Ann. § 8-4-203 as referenced by Ark. Code Ann. §§ 8-4-304 and 8-4-311]
11. Emissions of oxides of nitrogen (NO<sub>x</sub>), at SN-34, shall not exceed the emission rate set forth in specific condition #1 (21.4 tpy). The permittee shall control the pH of the scrubber liquor. The permittee shall maintain the scrubber liquor pH at 10 or above. The permittee shall use sodium hydroxide, sodium bisulfide, and BionoxSolver solution either alone or in combination to maintain the pH above 10. The permittee shall maintain monthly records, of scrubber liquor pH. These records must be sufficient to determine that NO<sub>x</sub> emissions are maintained below the designated opacity limit as set forth in Specific Condition #3 for SN-34. These records shall be kept on site and made available to Department personnel upon request. [Reg.19.705 and Ark. Code Ann. § 8-4-203 as referenced by Ark. Code Ann. §§ 8-4-304 and 8-4-311]
12. The permittee shall not exceed 730 trinitroresorcinol batches at SN-34 per rolling 12 month period. Each charge to a reactor is considered a batch. [Reg.19.705 and Ark. Code Ann. § 8-4-203 as referenced by Ark. Code Ann. §§ 8-4-304 and 8-4-311]
13. The permittee shall maintain monthly records to demonstrate compliance with Specific Condition #12. The permittee shall update these records by the fifteenth day of the month following the month to which the records pertain. The twelve month rolling totals and each individual month's data shall be maintained on-site and made available to Department personnel upon request. [Reg.19.705 and Ark. Code Ann. § 8-4-203 as referenced by Ark. Code Ann. §§ 8-4-304 and 8-4-311]
14. The permittee shall conduct tests for NO<sub>x</sub> on SN-34 in accordance with General Condition #7 using EPA Reference Method 7E. The tests shall be conducted within 180 days of the issuance of Permit #1272-AR-8, and the results shall be reported to the Department. This test was conducted on October 17, 2012. [Reg.19.702 and Ark. Code Ann. § 8-4-203 as referenced by Ark. Code Ann. §§ 8-4-304 and 8-4-311]

Remington Arms Company, LLC.

Permit #: 1272-AR-13

AFIN: 43-00024

15. The permittee shall conduct tests for Lead on SN-06, SN-35, and SN-36 in accordance with General Condition #7 using EPA Reference Method 12. The tests shall be conducted within 180 days of issuance of Permit #1272-AR-8, and the results shall be reported to the Department. These tests were conducted on October 17 and 18, 2012. [Reg.19.702, Reg.18.1002, and Ark. Code Ann. § 8-4-203 as referenced by Ark. Code Ann. §§ 8-4-304 and 8-4-311]
16. The facility shall construct the combined stack for SN-02A, SN-11, SN-12, and SN-60A with a stack height at a minimum of 35 feet. Construction of the stack shall commence no later than April 13, 2014, and notifications shall take place according to the requirements of General Condition #3. The construction for the stack routing was completed on May 9, 2014. [Reg.19.705 and Ark. Code Ann. § 8-4-203 as referenced by Ark. Code Ann. §§ 8-4-304 and 8-4-311]
17. The permittee shall completely enclose by fence the area excluded in the model (see Appendix D). The fence shall be installed within eighteen (18) months from the date of issuance of Permit #1272-AR-9 and prior to operation of any source at SN-61, SN-62 or SN-63. The permittee must notify the Department within thirty (30) calendar days after the completion of the installation. [Reg.19.303 and Ark. Code Ann. § 8-4-203 as referenced by Ark. Code Ann. §§ 8-4-304 and 8-4-311]
18. The baghouse at SN-02A shall be installed within eighteen (18) months from the date of issuance of Permit #1272-AR-9. The baghouse installation was completed May 9, 2014. [Reg.19.303 and Ark. Code Ann. § 8-4-203 as referenced by Ark. Code Ann. §§ 8-4-304 and 8-4-311]
19. Emission from SN-60A shall be routed to the combined stack with baghouse upon installation. Installation completed June, 2014. [Reg.19.303 and Ark. Code Ann. § 8-4-203 as referenced by Ark. Code Ann. §§ 8-4-304 and 8-4-311]
20. The permittee shall test the combined stack for SN-02A, SN-11, SN-12, and SN-60A for lead using EPA Reference Method 12. This test shall take place within sixty (60) days of achieving the maximum production rate, but no later than 180 days after initial start up of Lead Kettle #2 at SN-60A and in accordance with General Condition #7. Testing shall be conducted with all of the sources operating at least at 90% of their permitted capacity. Emission testing results shall be extrapolated to correlate with 100% of the permitted capacities to demonstrate compliance. Failure to test within this range shall limit the permittee to operating within 10% above the tested rate. The permittee shall measure the operation rates during the test and if testing is conducted below 90% of the permitted capacity, records shall be maintained at all times to demonstrate that the sources do not exceed operation at 10% above the tested rates. [Reg.19.702, Reg.18.1002, and Ark. Code Ann. § 8-4-203 as referenced by Ark. Code Ann. §§ 8-4-304 and 8-4-311]
21. The permittee shall test SN-61 and SN-63 for lead using EPA Reference Method 12. Since all three lines are identical, the test can be conducted on any one of the stacks from

Remington Arms Company, LLC.

Permit #: 1272-AR-13

AFIN: 43-00024

line A, B or C. This test shall take place within sixty (60) days of achieving the maximum production rate, but no later than 180 days after initial start up and in accordance with General Condition #7. Testing shall be conducted with all of the sources operating at least at 90% of their permitted capacity. Emission testing results shall be extrapolated to correlate with 100% of the permitted capacities to demonstrate compliance. Failure to test within this range shall limit the permittee to operating within 10% above the tested rate. The permittee shall measure the operation rates during the test and if testing is conducted below 90% of the permitted capacity, records shall be maintained at all times to demonstrate that the sources do not exceed operation at 10% above the tested rates. [Reg.19.702, Reg.18.1002, and Ark. Code Ann. § 8-4-203 as referenced by Ark. Code Ann. §§ 8-4-304 and 8-4-311]

22. The baghouse at SN-02A, SN-02B, and SN-31 shall be installed within eighteen (18) months from the date of issuance of Permit #1272-AR-13. [Reg.19.303 and Ark. Code Ann. § 8-4-203 as referenced by Ark. Code Ann. §§ 8-4-304 and 8-4-311]

#### NESHAP Conditions

23. The Dip Lube Tank (SN-03 & 04) is considered an immersion cold batch cleaning machine and is subject, but not limited to, the following requirements. [40 CFR 63, Subpart T, National Emission Standards for Halogenated Solvent Cleaning and Ark. Code Ann. § 8-4-203 as referenced by Ark. Code Ann. §§ 8-4-304 and 8-4-311]
- a. The permittee shall employ a tight fitting cover that shall be closed at all times except during parts entry and removal and a freeboard ratio of 0.75 or greater. [40 CFR 63, Subpart T §63.462(a)(2)]
  - b. The permittee shall comply with the work and operational practice requirements listed below. [40 CFR 63, Subpart T §63.462(c)]
    - i. All waste solvent shall be collected and stored in closed containers. The closed container may contain a device that allows pressure relief, but does not allow liquid solvent to drain from the container.
    - ii. If a flexible hose or flushing device is used, flushing shall be performed only within the freeboard area of the solvent cleaning machine.
    - iii. Solvent cleaned parts shall be drained for 15 seconds or until dripping has stopped, whichever is longer. Parts having cavities or blind holes shall be tipped or rotated while draining.
    - iv. The solvent level shall not exceed the fill line.
    - v. Spills during solvent transfer shall be wiped up immediately. The wipe rags shall be stored in covered containers meeting the requirements of paragraph 1.
    - vi. When an air- or pump-agitated solvent bath is used, the permittee shall ensure that agitator is operated to produce a rolling motion of the solvent but not observable splashing against tank walls or parts being cleaned.

Remington Arms Company, LLC.

Permit #: 1272-AR-13

AFIN: 43-00024

- vii. The permittee shall ensure that, when the cover is open, the cold cleaning machine is not exposed to drafts greater than 40 meters per minute (132 feet per minute) as measured between 1 and 2 meters (3.3 and 6.6 feet) upwind and at the same elevation as the tank lip.
  - viii. Sponges, fabric, wood, and paper products shall not be cleaned.
24. The following Sources are subject to 40 CFR Part 63, Subpart ZZZZ, *National Emissions Standards for Hazardous Air Pollutants for Stationary Reciprocating Internal Combustion Engines*. They are: SN-48, SN-49, SN-50, SN-51, SN-52, SN-53, SN-54, SN-55, SN-56, and SN-57. The permittee shall comply with all applicable requirements under 40 CFR Part 63, Subpart ZZZZ no later than May 3, 2013. These requirements include, but are not limited to the following: [Regulation 19 §19.304 and 40 CFR 63, Subpart ZZZZ]
- a. Except during periods of startup, the permittee shall change oil and filter every 500 hours of operation or annually, whichever comes first. [Regulation 19 §19.304 and 40 CFR 63 §63.6602, Table 2d]
  - b. Except during periods of startup, the permittee shall inspect the air cleaner every 1000 hours of operation or annually, whichever comes first. [Regulation 19 §19.304 and 40 CFR 63 §63.6602, Table 2d]
  - c. Except during periods of startup, the permittee shall inspect all hoses and belts every 500 hours of operation or annually, whichever comes first and replace as necessary. [Reg.19.304 and 40 CFR 63 §63.6602, Table 2d]
  - d. During periods of startup, the permittee shall minimize the engine's time spent at idle and minimize the engine's startup time at startup to a period needed for appropriate and safe loading not to exceed 30 minutes. [Reg.19.304 and 40 CFR 63 §63.6602, Table 2d]
  - e. The permittee must operate and maintain the stationary RICE and after-treatment control device (if any) according to the manufacturer's emission-related written instructions or develop your own maintenance plan which must provide to the extent practicable for the maintenance and operation of the engine in a manner consistent with good air pollution control practice for minimizing emissions. [Reg.19.304 and 40 CFR 63 §63.6625(e)]
  - f. The permittee must install a non-resettable hour meter if one is not already installed. [Reg.19.304 and 40 CFR 63 §63.6625(f)]
  - g. The permittee must keep records of the maintenance conducted on the stationary RICE in order to demonstrate that the permittee operated and maintained the stationary RICE and after-treatment control device (if any) according to your own maintenance plan and the requirements of 16 (a), 16 (b), 16 (c), and 16 (d) above. [Reg.19.304 and 40 CFR 63 §63.6655 (e)]
  - h. The permittee has the option of utilizing an oil analysis program in order to extend the specified oil change requirement in Table 2d to the subpart. The oil

analysis must be performed at the same frequency specified for changing the oil in Table 2d to the subpart. The analysis program must at a minimum analyze the following three parameters: Total Base Number, viscosity, and percent water content. The condemning limits for these parameters are as follows: Total Base Number is less than 30 percent of the Total Base Number of the oil when new; viscosity of the oil has changed by more than 20 percent from the viscosity of the oil when new; or percent water content (by volume) is greater than 0.5. If all of these condemning limits are not exceeded, the engine owner or operator is not required to change the oil. If any of the limits are exceeded, the engine owner or operator must change the oil before continuing to use the engine. The owner or operator must keep records of the parameters that are analyzed as part of the program, the results of the analysis, and the oil changes for the engine. The analysis program must be part of the maintenance plan for the engine.

[Reg.19.304 and 40 CFR 63 §63.6655 (i)]

- i. Any operation other than emergency operation, maintenance and testing, and operation in non-emergency situations for 50 hours per year, is prohibited. [Reg.19.304 and 40 CFR 63 §63.6640 (f) (1)]
- j. The permittee may operate the emergency stationary RICE for the purpose of maintenance checks and readiness testing, provided that the tests are recommended by Federal, State or local government, the manufacturer, the vendor, or the insurance company associated with the engine. Maintenance checks and readiness testing of such units is limited to 100 hours per year. The owner or operator may petition the Administrator for approval of additional hours to be used for maintenance checks and readiness testing, but a petition is not required if the owner or operator maintains records indicating that Federal, State, or local standards require maintenance and testing of emergency RICE beyond 100 hours per year. [Reg.19.304 and 40 CFR 63 §63.6640 (f) (3)]
- k. The permittee may operate your emergency stationary RICE up to 50 hours per year in non-emergency situations, but those 50 hours are counted towards the 100 hours per year provided for maintenance and testing. [Reg.19.304 and 40 CFR 63 §63.6640 (f) (4)]
- l. The permittee must keep records of the hours of operation of the engine that is recorded through the non-resettable hour meter. The owner or operator must document how many hours are spent for emergency operation; including what classified the operation as emergency and how many hours are spent for non-emergency operation. [Reg.19.304 and 40 CFR 63 §63.6655 (f)]
- m. The permittee must keep each record readily accessible in hard copy or electronic form for at least 5 years after the date of each occurrence, measurement, maintenance, corrective action, report, or record, according to §63.10(b)(1). [Reg.19.304 and 40 CFR 63 §63.6660 (b)]
- n. The permittee must submit compliance reports as specified in 40 CFR 63 §63.6650 and according to General Provision #7 of this Permit. [Reg.19.304 and

40 CFR 63 §63.6650]

25. The Nickel Electroplating Line, SN-58, is subject to 40 CFR Part 63, Subpart WWWW, *National Emissions Standards for Hazardous Air Pollutants: Area Source Standards for Plating and Polishing Operations*. The permittee shall comply with all applicable requirements under 40 CFR Part 63, Subpart WWWW no later than July 1, 2010. These requirements include, but are not limited to the following: [Reg.19.304 and 40 CFR 63, Subpart WWWW]
- a. The permittee must use a wetting agent/fume suppressant in the bath of the affected tank. [Reg.19.304 and 40 CFR 63, §63.11507 (a)(1)]
  - b. The permittee must initially add the wetting agent/fume suppressant in the amounts recommended by the manufacturer for the specific type of electrolytic process. [Reg.19.304 and 40 CFR 63, §63.11507 (a)(1) (i) ]
  - c. The permittee must add wetting agent/fume suppressant in proportion to the other bath chemistry ingredients that are added to replenish the tank bath, as in the original make-up of the tank. [Reg.19.304 and 40 CFR 63, §63.11507 (a)(1) (ii) ]
  - d. If a wetting agent/fume suppressant is included in the electrolytic process bath chemicals used in the affected tank according to the manufacturer's instructions, it is not necessary to add additional wetting agent/fume suppressants to the tank to comply with this rule. [Reg.19.304 and 40 CFR 63, §63.11507 (a)(1) (iii)]
  - e. The permittee must minimize bath agitation when removing any parts processed in the tank, as practicable except when necessary to meet part quality requirements. [Reg.19.304 and 40 CFR 63, §63.11507 (g)(1)]
  - f. The permittee must maximize the draining of bath solution back into the tank, as practicable, by extending drip time when removing parts from the tank; using drain boards (also known as drip shields); or withdrawing parts slowly from the tank, as practicable. [Reg.19.304 and 40 CFR 63, §63.11507 (g)(2)]
  - g. Optimize the design of barrels, racks, and parts to minimize dragout of bath solution (such as by using slotted barrels and tilted racks, or by designing parts with flow-through holes to allow the tank solution to drip back into the tank), as practicable. [Reg.19.304 and 40 CFR 63, §63.11507 (g)(3)]
  - h. Use tank covers, if already owned and available at the facility, whenever practicable. [Reg.19.304 and 40 CFR 63, §63.11507 (g)(4)]
  - i. Minimize or reduce heating of process tanks, as practicable (e.g., when doing so would not interrupt production or adversely affect part quality). [Reg.19.304 and 40 CFR 63, §63.11507 (g)(5)]
  - j. Perform regular repair, maintenance, and preventive maintenance of racks, barrels, and other equipment associated with affected sources, as practicable. [Reg.19.304 and 40 CFR 63, §63.11507 (g)(6)]



Remington Arms Company, LLC.

Permit #: 1272-AR-13

AFIN: 43-00024

- k. Minimize bath contamination, such as through the prevention or quick recovery of dropped parts, use of distilled/de-ionized water, water filtration, pre-cleaning of parts to be plated, and thorough rinsing of pre-treated parts to be plated, as practicable. [Reg.19.304 and 40 CFR 63, §63.11507 (g)(7)]
- l. Maintain quality control of chemicals, and chemical and other bath ingredient concentrations in the tanks, as practicable. [Reg.19.304 and 40 CFR 63, §63.11507 (g)(8)]
- m. Perform general good housekeeping, such as regular sweeping or vacuuming, if needed, and periodic washdowns, as practicable. [Reg.19.304 and 40 CFR 63, §63.11507 (g)(9)]
- n. Minimize spills and overflow of tanks, as practicable. [Reg.19.304 and 40 CFR 63, §63.11507 (g)(10)]
- o. Use squeegee rolls in continuous or reel-to-reel plating tanks, as practicable. [Reg.19.304 and 40 CFR 63, §63.11507 (g)(11)]
- p. Perform regular inspections to identify leaks and other opportunities for pollution prevention. [Reg.19.304 and 40 CFR 63, §63.11507 (g)(12)]
- q. The permittee must submit an Initial Notification no later than 120 calendar days after July 1, 2008. [Reg.19.304 and 40 CFR 63, §63.11509 (a)(3)]
- r. The Initial Notification must include the information specified in §63.9(b)(2)(i) through (iv) and must include a description of the compliance method. [Reg.19.304 and 40 CFR 63, §63.11509 (a)(2) and §63.9(b)(2)(i) through (iv)]
- s. The permittee must submit a Notification of Compliance Status no later than COB on July 1, 2010. [Reg.19.304 and 40 CFR 63, §63.11509 (b)(1) and 40 CFR 63, §63.11506]
- t. The Notification of Compliance Status must include the list of affected sources and the plating metal HAP used in, or emitted by those sources; the methods used to comply with the applicable management practices and equipment standards; a description of capture and emission control systems used to comply with applicable equipment standards; and a statement by the owner or operator that includes the following: (1) that the wetting agent/fume suppressant has been added to the bath according to the manufacturer's specifications and instructions, (2) that the applicable management practices have been implemented and (3) whether the source is in compliance with the applicable standards or other requirements. [Reg.19.304 and 40 CFR 63, §63.11509 (b)(2) (i) through (iv) and 40 CFR 63, §63.11508 (c) (1) (ii), (iv)]
- u. The permittee must prepare an annual certification of compliance report. These reports do not need to be submitted unless a deviation from the requirements of this subpart has occurred during the reporting year, in which case, the annual compliance report must be submitted along with the deviation report. [Reg.19.304 and 40 CFR 63, §63.11509 (c)]

Remington Arms Company, LLC.

Permit #: 1272-AR-13

AFIN: 43-00024

- v. The permittee must state in the annual compliance certification that the permittee has added the wetting agent/fume suppressant to the bath according to the manufacturer's specifications and instructions. [Reg.19.304 and 40 CFR 63, §63.11509 (c)(1)]
- w. The permittee must keep the following records: (1) a copy of the Initial Notification and Notification of Compliance Status and all documentation supporting those notifications, (2) the records specified in §63.10(b)(2)(i) through (iii) and (xiv) of the General Provisions of this part, and (3) the records required to show continuous compliance with each management practice and equipment standard that applies to you. [Reg.19.304 and 40 CFR 63, §63.11509 (e)(1), (2),(3), and §63.10(b)(2)(i) through (iii) and (xiv)]
- x. The permittee must keep each record for a minimum of 5 years following the date of each occurrence, measurement, maintenance, corrective action, report, or record. You must keep each record onsite for at least 2 years after the date of each occurrence, measurement, maintenance, corrective action, report, or record, according to §63.10(b)(1) of the General Provisions to part 63. The permittee may keep the records offsite for the remaining 3 years. [Reg.19.304 and 40 CFR 63, §63.11509 (f)]

Remington Arms Company, LLC.

Permit #: 1272-AR-13

AFIN: 43-00024

### Section V: INSIGNIFICANT ACTIVITIES

The Department deems the following types of activities or emissions as insignificant on the basis of size, emission rate, production rate, or activity in accordance with Group A of the Insignificant Activities list found in Regulation 18 and Regulation 19 Appendix A. Group B insignificant activities may be listed but are not required to be listed in permits. Insignificant activity emission determinations rely upon the information submitted by the permittee in an application dated September 21, 2001 and May 12, 2017. [Reg.19.408 and Ark. Code Ann. § 8-4-203 as referenced by Ark. Code Ann. §§ 8-4-304 and 8-4-311]

Description	Category
Shotshell body flame treat units (2.3 MMBtu/hr)	A-1
Shotshell body printers (+1 tpy)	A-13
Closed containers (5 gallons or less)	A-8
6,000 gallon Sodium Hydroxide tank	A-4
Laboratory hood vents (3)	A-5
Shotshell body crimp waterproofing process (+1 tpy)	A-13
Wastewater treatment sludge dewatering filter press, filter media exhaust	A-13
Pistol and revolver label printer and centerfire pistol and revolver label printer (+1 tpy)	A-13
Centerfire Expansion Shell Wash/Dry (3)	A-13
Centerfire Expansion Boilers (0.75 MMBtu/hr each) (3)	A-1
728A Shell Wash Gas Dryer (SN-39) (1.0 MMBtu/hr)	A-1
728B Shell Wash Dryer (0.5 MMBtu/hr)	A-1

Section VI: GENERAL CONDITIONS

1. Any terms or conditions included in this permit that specify and reference Arkansas Pollution Control & Ecology Commission Regulation 18 or the Arkansas Water and Air Pollution Control Act (Ark. Code Ann. § 8-4-101 *et seq.*) as the sole origin of and authority for the terms or conditions are not required under the Clean Air Act or any of its applicable requirements, and are not federally enforceable under the Clean Air Act. Arkansas Pollution Control & Ecology Commission Regulation 18 was adopted pursuant to the Arkansas Water and Air Pollution Control Act (Ark. Code Ann. § 8-4-101 *et seq.*). Any terms or conditions included in this permit that specify and reference Arkansas Pollution Control & Ecology Commission Regulation 18 or the Arkansas Water and Air Pollution Control Act (Ark. Code Ann. § 8-4-101 *et seq.*) as the origin of and authority for the terms or conditions are enforceable under this Arkansas statute.
2. This permit does not relieve the owner or operator of the equipment and/or the facility from compliance with all applicable provisions of the Arkansas Water and Air Pollution Control Act and the regulations promulgated under the Act. [Ark. Code Ann. § 8-4-203 as referenced by Ark. Code Ann. §§ 8-4-304 and 8-4-311]
3. The permittee shall notify the Department in writing within thirty (30) days after commencement of construction, completion of construction, first operation of equipment and/or facility, and first attainment of the equipment and/or facility target production rate. [Reg.19.704 and/or Ark. Code Ann. § 8-4-203 as referenced by Ark. Code Ann. §§ 8-4-304 and 8-4-311]
4. Construction or modification must commence within eighteen (18) months from the date of permit issuance. [Reg.19.410(B) and/or Reg.18.309(B) and Ark. Code Ann. § 8-4-203 as referenced by Ark. Code Ann. §§ 8-4-304 and 8-4-311]
5. The permittee must keep records for five years to enable the Department to determine compliance with the terms of this permit such as hours of operation, throughput, upset conditions, and continuous monitoring data. The Department may use the records, at the discretion of the Department, to determine compliance with the conditions of the permit. [Reg.19.705 and/or Reg.18.1004 and Ark. Code Ann. § 8-4-203 as referenced by Ark. Code Ann. §§ 8-4-304 and 8-4-311]
6. A responsible official must certify any reports required by any condition contained in this permit and submit any reports to the Department at the address below. [Reg.19.705 and/or Reg.18.1004 and Ark. Code Ann. § 8-4-203 as referenced by Ark. Code Ann. §§ 8-4-304 and 8-4-311]

Arkansas Department of Environmental Quality  
Air Division  
ATTN: Compliance Inspector Supervisor

Remington Arms Company, LLC.

Permit #: 1272-AR-13

AFIN: 43-00024

5301 Northshore Drive  
North Little Rock, AR 72118-5317

7. The permittee shall test any equipment scheduled for testing, unless stated in the Specific Conditions of this permit or by any federally regulated requirements, within the following time frames: (1) newly constructed or modified equipment within sixty (60) days of achieving the maximum production rate, but no later than 180 days after initial start up of the permitted source or (2) existing equipment already operating according to the time frames set forth by the Department. The permittee must notify the Department of the scheduled date of compliance testing at least fifteen (15) business days in advance of such test. The permittee must submit compliance test results to the Department within sixty (60) calendar days after the completion of testing. [Reg.19.702 and/or Reg.18.1002 and Ark. Code Ann. § 8-4-203 as referenced by Ark. Code Ann. §§ 8-4-304 and 8-4-311]
8. The permittee shall provide: [Reg.19.702 and/or Reg.18.1002 and Ark. Code Ann. § 8-4-203 as referenced by Ark. Code Ann. §§ 8-4-304 and 8-4-311]
  - a. Sampling ports adequate for applicable test methods;
  - b. Safe sampling platforms;
  - c. Safe access to sampling platforms; and
  - d. Utilities for sampling and testing equipment
9. The permittee shall operate equipment, control apparatus and emission monitoring equipment within their design limitations. The permittee shall maintain in good condition at all times equipment, control apparatus and emission monitoring equipment. [Reg.19.303 and/or Reg.18.1104 and Ark. Code Ann. § 8-4-203 as referenced by Ark. Code Ann. §§ 8-4-304 and 8-4-311]
10. If the permittee exceeds an emission limit established by this permit, the permittee will be deemed in violation of said permit and will be subject to enforcement action. The Department may forego enforcement action for emissions exceeding any limits established by this permit provided the following requirements are met: [Reg.19.601 and/or Reg.18.1101 and Ark. Code Ann. § 8-4-203 as referenced by Ark. Code Ann. §§ 8-4-304 and 8-4-311]
  - a. The permittee demonstrates to the satisfaction of the Department that the emissions resulted from an equipment malfunction or upset and are not the result of negligence or improper maintenance, and the permittee took all reasonable measures to immediately minimize or eliminate the excess emissions.
  - b. The permittee reports the occurrence or upset or breakdown of equipment (by telephone, facsimile, or overnight delivery) to the Department by the end of the next business day after the occurrence or the discovery of the occurrence.
  - c. The permittee must submit to the Department, within five business days after the occurrence or the discovery of the occurrence, a full, written report of such occurrence, including a statement of all known causes and of the scheduling and

Remington Arms Company, LLC.

Permit #: 1272-AR-13

AFIN: 43-00024

nature of the actions to be taken to minimize or eliminate future occurrences, including, but not limited to, action to reduce the frequency of occurrence of such conditions, to minimize the amount by which said limits are exceeded, and to reduce the length of time for which said limits are exceeded. If the information is included in the initial report, the information need not be submitted again.

11. The permittee shall allow representatives of the Department upon the presentation of credentials: [Ark. Code Ann. § 8-4-203 as referenced by Ark. Code Ann. §§ 8-4-304 and 8-4-311]
  - a. To enter upon the permittee's premises, or other premises under the control of the permittee, where an air pollutant source is located or in which any records are required to be kept under the terms and conditions of this permit;
  - b. To have access to and copy any records required to be kept under the terms and conditions of this permit, or the Act;
  - c. To inspect any monitoring equipment or monitoring method required in this permit;
  - d. To sample any emission of pollutants; and
  - e. To perform an operation and maintenance inspection of the permitted source.
12. The Department issued this permit in reliance upon the statements and presentations made in the permit application. The Department has no responsibility for the adequacy or proper functioning of the equipment or control apparatus. [Ark. Code Ann. § 8-4-203 as referenced by Ark. Code Ann. §§ 8-4-304 and 8-4-311]
13. The Department may revoke or modify this permit when, in the judgment of the Department, such revocation or modification is necessary to comply with the applicable provisions of the Arkansas Water and Air Pollution Control Act and the regulations promulgated the Arkansas Water and Air Pollution Control Act. [Reg.19.410(A) and/or Reg.18.309(A) and Ark. Code Ann. § 8-4-203 as referenced by Ark. Code Ann. §§ 8-4-304 and 8-4-311]
14. This permit may be transferred. An applicant for a transfer must submit a written request for transfer of the permit on a form provided by the Department and submit the disclosure statement required by Arkansas Code Annotated §8-1-106 at least thirty (30) days in advance of the proposed transfer date. The permit will be automatically transferred to the new permittee unless the Department denies the request to transfer within thirty (30) days of the receipt of the disclosure statement. The Department may deny a transfer on the basis of the information revealed in the disclosure statement or other investigation or, deliberate falsification or omission of relevant information. [Reg.19.407(B) and/or Reg.18.307(B) and Ark. Code Ann. § 8-4-203 as referenced by Ark. Code Ann. §§ 8-4-304 and 8-4-311]

Remington Arms Company, LLC.

Permit #: 1272-AR-13

AFIN: 43-00024

15. This permit shall be available for inspection on the premises where the control apparatus is located. [Ark. Code Ann. § 8-4-203 as referenced by Ark. Code Ann. §§ 8-4-304 and 8-4-311]
16. This permit authorizes only those pollutant emitting activities addressed herein. [Ark. Code Ann. § 8-4-203 as referenced by Ark. Code Ann. §§ 8-4-304 and 8-4-311]
17. This permit supersedes and voids all previously issued air permits for this facility. [Reg. 18 and/or Reg. 19 and Ark. Code Ann. § 8-4-203 as referenced by Ark. Code Ann. §§ 8-4-304 and 8-4-311]
18. The permittee must pay all permit fees in accordance with the procedures established in Regulation 9. [Ark. Code Ann. § 8-1-105(c)]
19. The permittee may request in writing and at least 15 days in advance of the deadline, an extension to any testing, compliance or other dates in this permit. No such extensions are authorized until the permittee receives written Department approval. The Department may grant such a request, at its discretion in the following circumstances:
  - a. Such an extension does not violate a federal requirement;
  - b. The permittee demonstrates the need for the extension; and
  - c. The permittee documents that all reasonable measures have been taken to meet the current deadline and documents reasons it cannot be met.

[Reg.18.314(A) and/or Reg.19.416(A), Ark. Code Ann. § 8-4-203 as referenced by Ark. Code Ann. §§ 8-4-304 and 8-4-311, and 40 C.F.R. § 52 Subpart E]
20. The permittee may request in writing and at least 30 days in advance, temporary emissions and/or testing that would otherwise exceed an emission rate, throughput requirement, or other limit in this permit. No such activities are authorized until the permittee receives written Department approval. Any such emissions shall be included in the facilities total emissions and reported as such. The Department may grant such a request, at its discretion under the following conditions:
  - a. Such a request does not violate a federal requirement;
  - b. Such a request is temporary in nature;
  - c. Such a request will not result in a condition of air pollution;
  - d. The request contains such information necessary for the Department to evaluate the request, including but not limited to, quantification of such emissions and the date/time such emission will occur;
  - e. Such a request will result in increased emissions less than five tons of any individual criteria pollutant, one ton of any single HAP and 2.5 tons of total HAPs; and
  - f. The permittee maintains records of the dates and results of such temporary emissions/testing.

Remington Arms Company, LLC.

Permit #: 1272-AR-13

AFIN: 43-00024

[Reg.18.314(B) and/or Reg.19.416(B), Ark. Code Ann. § 8-4-203 as referenced by Ark. Code Ann. §§ 8-4-304 and 8-4-311, and 40 C.F.R. § 52 Subpart E]

21. The permittee may request in writing and at least 30 days in advance, an alternative to the specified monitoring in this permit. No such alternatives are authorized until the permittee receives written Department approval. The Department may grant such a request, at its discretion under the following conditions:
- a. The request does not violate a federal requirement;
  - b. The request provides an equivalent or greater degree of actual monitoring to the current requirements; and
  - c. Any such request, if approved, is incorporated in the next permit modification application by the permittee.

[Reg.18.314(C) and/or Reg.19.416(C), Ark. Code Ann. § 8-4-203 as referenced by Ark. Code Ann. §§ 8-4-304 and 8-4-311, and 40 C.F.R. § 52 Subpart E]



Appendix A

NESHAP 40 CFR Part 63 Subpart T – *National Emissions Standards for Halogenated Solvent  
Cleaning*

---

## Subpart T—National Emission Standards for Halogenated Solvent Cleaning

---

### §63.460 Applicability and designation of source.

(a) The provisions of this subpart apply to each individual batch vapor, in-line vapor, in-line cold, and batch cold solvent cleaning machine that uses any solvent containing methylene chloride (CAS No. 75-09-2), perchloroethylene (CAS No. 127-18-4), trichloroethylene (CAS No. 79-01-6), 1,1,1-trichloroethane (CAS No. 71-55-6), carbon tetrachloride (CAS No. 56-23-5) or chloroform (CAS No. 67-66-3), or any combination of these halogenated HAP solvents, in a total concentration greater than 5 percent by weight, as a cleaning and/or drying agent. The concentration of these solvents may be determined using EPA test method 18, material safety data sheets, or engineering calculations. Wipe cleaning activities, such as using a rag containing halogenated solvent or a spray cleaner containing halogenated solvent are not covered under the provisions of this subpart.

(b) Except as noted in appendix C (General Provisions Applicability to subpart T) of this subpart, the provisions of subpart A of this part (General Provisions) apply to owners or operators of any solvent cleaning machine meeting the applicability criteria of paragraph (a) of this section.

(c) Except as provided in paragraph (g) of this section, each solvent cleaning machine subject to this subpart that commenced construction or reconstruction after November 29, 1993 shall achieve compliance with the provisions of this subpart, except for §63.471, immediately upon start-up or by December 2, 1994, whichever is later.

(d) Except as provided in paragraph (g) of this section, each solvent cleaning machine subject to this subpart that commenced construction or reconstruction on or before November 29, 1993 shall achieve compliance with the provisions of this subpart, except for §63.471, no later than December 2, 1997.

(e) In delegating implementation and enforcement authority to a State under section 112(d) of the Act, the authority contained in paragraph (f) of this section shall be retained by the Administrator and not transferred to a State.

(f) [Reserved]

(g) Each continuous web cleaning machine subject to this subpart shall achieve compliance with the provisions of this subpart, except for §63.471, no later than December 2, 1999.

(h) If you are an owner or operator of an area source subject to this subpart, you are exempt from the obligation to obtain a permit under 40 CFR part 70 or 71, provided you are not required to obtain a permit under 40 CFR 70.3(a) or 71.3(a) for a reason other than your status as an area source under this subpart. Notwithstanding the previous sentence, you must continue to comply with the provisions of this subpart applicable to area sources.

(i) The compliance date for the requirements in §63.471 depends on the date that construction or reconstruction of the affected facility commences. For purposes of this paragraph, affected facility means all solvent cleaning machines, except solvent cleaning machines used in the manufacture and maintenance of aerospace products, solvent cleaning machines used in the manufacture of narrow tubing, and continuous web cleaning machines, located at a major source that are subject to the facility-wide limits in table 1 of §63.471(b)(2), and for area sources, affected facility means all solvent cleaning

machines, except cold batch cleaning machines, located at an area source that are subject to the facility-wide limits in table 1 of §63.471(b)(2).

(1) Each affected facility that was constructed or reconstructed on or before August 17, 2006, shall be in compliance with the provisions of this subpart no later than May 3, 2010.

(2) Each affected facility that was constructed or reconstructed on or after August 17, 2006, shall be in compliance with the provisions of this subpart on May 3, 2007 or immediately upon startup, whichever is later.

[59 FR 61805, Dec. 2, 1994; 59 FR 67750, Dec. 30, 1994, as amended at 60 FR 29485, June 5, 1995; 63 FR 68400, Dec. 11, 1998; 68 FR 37349, June 23, 2003; 70 FR 75345, Dec. 19, 2005; 72 FR 25157, May 3, 2007]

### **§63.461 Definitions.**

Unless defined below, all terms used in this subpart are used as defined in the 1990 Clean Air Act, or in subpart A of 40 CFR part 63:

*Administrator* means the Administrator of the United States Environmental Protection Agency or his or her authorized representative (e.g., State that has been delegated the authority to implement the provisions of this part.)

*Air blanket* means the layer of air inside the solvent cleaning machine freeboard located above the solvent/air interface. The centerline of the air blanket is equidistant between the sides of the machine.

*Air knife system* means a device that directs forced air at high pressure, high volume, or a combination of high pressure and high volume, through a small opening directly at the surface of a continuous web part. The purpose of this system is to remove the solvent film from the surfaces of the continuous web part.

*Automated parts handling system* means a mechanical device that carries all parts and parts baskets at a controlled speed from the initial loading of soiled or wet parts through the removal of the cleaned or dried parts. Automated parts handling systems include, but are not limited to, hoists and conveyors.

*Batch cleaning machine* means a solvent cleaning machine in which individual parts or a set of parts move through the entire cleaning cycle before new parts are introduced into the solvent cleaning machine. An open-top vapor cleaning machine is a type of batch cleaning machine. A solvent cleaning machine, such as a ferris wheel or a cross-rod degreaser, that clean multiple batch loads simultaneously and are manually loaded are batch cleaning machines.

*Carbon adsorber* means a bed of activated carbon into which an air-solvent gas-vapor stream is routed and which adsorbs the solvent on the carbon.

*Clean liquid solvent* means fresh unused solvent, recycled solvent, or used solvent that has been cleaned of soils (e.g., skimmed of oils or sludge and strained of metal chips).

*Cleaning capacity* means, for a cleaning machine without a solvent/air interface, the maximum volume of parts that can be cleaned at one time. In most cases, the cleaning capacity is equal to the volume (length times width times height) of the cleaning chamber.

*Cold cleaning machine* means any device or piece of equipment that contains and/or uses liquid solvent, into which parts are placed to remove soils from the surfaces of the parts or to dry the parts.

Cleaning machines that contain and use heated, nonboiling solvent to clean the parts are classified as cold cleaning machines.

*Combined squeegee and air-knife system* means a system consisting of a combination of a squeegee system and an air-knife system within a single enclosure.

*Consumption* means the amount of halogenated hazardous air pollutant solvent added to the solvent cleaning machine.

*Continuous web cleaning machine* means a solvent cleaning machine in which parts such as film, coils, wire, and metal strips are cleaned at speeds typically in excess of 11 feet per minute. Parts are generally uncoiled, cleaned such that the same part is simultaneously entering and exiting the solvent application area of the solvent cleaning machine, and then recoiled or cut. For the purposes of this subpart, all continuous web cleaning machines are considered to be a subset of in-line solvent cleaning machines.

*Cover* means a lid, top, or portal cover that shields the solvent cleaning machine openings from air disturbances when in place and is designed to be easily opened and closed without disturbing the vapor zone. Air disturbances include, but are not limited to, lip exhausts, ventilation fans, and general room drafts. Types of covers include, but are not limited to, sliding, biparting, and rolltop covers.

*Cross-rod solvent cleaning machine* means a batch solvent cleaning machine in which parts baskets are suspended from "cross-rods" as they are moved through the machine. In a cross-rod cleaning machine, parts are loaded semi-continuously, and enter and exit the machine from a single portal.

*Downtime mode* means the time period when a solvent cleaning machine is not cleaning parts and the sump heating coils, if present, are turned off.

*Dwell* means the technique of holding parts within the freeboard area but above the vapor zone of the solvent cleaning machine. Dwell occurs after cleaning to allow solvent to drain from the parts or parts baskets back into the solvent cleaning machine.

*Dwell time* means the required minimum length of time that a part must dwell, as determined by §63.465(d).

*Emissions* means halogenated hazardous air pollutant solvent consumed (i.e., halogenated hazardous air pollutant solvent added to the machine) minus the liquid halogenated hazardous air pollutant solvent removed from the machine and the halogenated hazardous air pollutant solvent removed from the machine in the solid waste.

*Existing* means any solvent cleaning machine the construction or reconstruction of which was commenced on or before November 29, 1993. A machine, the construction or reconstruction of which was commenced on or before November 29, 1993, but that did not meet the definition of a solvent cleaning machine on December 2, 1994, because it did not use halogenated HAP solvent liquid or vapor covered under this subpart to remove soils, becomes an existing source when it commences to use such liquid or vapor. A solvent cleaning machine moved within a contiguous facility or to another facility under the same ownership, constitutes an existing machine.

*Freeboard area* means; for a batch cleaning machine, the area within the solvent cleaning machine that extends from the solvent/air interface to the top of the solvent cleaning machine; for an in-line cleaning machine, it is the area within the solvent cleaning machine that extends from the solvent/air interface to the bottom of the entrance or exit opening, whichever is lower.

*Freeboard height* means; for a batch cleaning machine, the distance from the solvent/air interface, as measured during the idling mode, to the top of the cleaning machine; for an in-line cleaning machine, it is the distance from the solvent/air interface to the bottom of the entrance or exit opening, whichever is lower, as measured during the idling mode.

*Freeboard ratio* means the ratio of the solvent cleaning machine freeboard height to the smaller interior dimension (length, width, or diameter) of the solvent cleaning machine.

*Freeboard refrigeration device (also called a chiller)* means a set of secondary coils mounted in the freeboard area that carries a refrigerant or other chilled substance to provide a chilled air blanket above the solvent vapor. A primary condenser capable of meeting the requirements of §63.463(e)(2)(i) is defined as both a freeboard refrigeration device and a primary condenser for the purposes of these standards.

*Halogenated hazardous air pollutant solvent or halogenated HAP solvent* means methylene chloride (CAS No. 75-09-2), perchloroethylene (CAS No. 127-18-4), trichloroethylene (CAS No. 79-01-6), 1,1,1-trichloroethane (CAS No. 71-55-6), carbon tetrachloride (CAS No. 56-23-5), and chloroform (CAS No. 67-66-3).

*Hoist* means a mechanical device that carries the parts basket and the parts to be cleaned from the loading area into the solvent cleaning machine and to the unloading area at a controlled speed. A hoist may be operated by controls or may be programmed to cycle parts through the cleaning cycle automatically.

*Idling mode* means the time period when a solvent cleaning machine is not actively cleaning parts and the sump heating coils, if present, are turned on.

*Idling-mode cover* means any cover or solvent cleaning machine design that allows the cover to shield the cleaning machine openings during the idling mode. A cover that meets this definition can also be used as a working-mode cover if that definition is also met.

*Immersion cold cleaning machine* means a cold cleaning machine in which the parts are immersed in the solvent when being cleaned. A remote reservoir cold cleaning machine that is also an immersion cold cleaning machine is considered an immersion cold cleaning machine for purposes of this subpart.

*In-line cleaning machine or continuous cleaning machine* means a solvent cleaning machine that uses an automated parts handling system, typically a conveyor, to automatically provide a continuous supply of parts to be cleaned. These units are fully enclosed except for the conveyor inlet and exit portals. In-line cleaning machines can be either cold or vapor cleaning machines.

*Leak-proof coupling* means a threaded or other type of coupling that prevents solvents from leaking while filling or draining solvent to and from the solvent cleaning machine.

*Lip exhaust* means a device installed at the top of the opening of a solvent cleaning machine that draws in air and solvent vapor from the freeboard area and ducts the air and vapor away from the solvent cleaning area.

*Monthly reporting period* means any calendar month in which the owner or operator of a solvent cleaning machine is required to calculate and report the solvent emissions from each solvent cleaning machine.

*New* means any solvent cleaning machine the construction or reconstruction of which is commenced after November 29, 1993.

*Open-top vapor cleaning machine* means a batch solvent cleaning machine that has its upper surface open to the air and boils solvent to create solvent vapor used to clean and/or dry parts.

*Part* means any object that is cleaned in a solvent cleaning machine. Parts include, but are not limited to, discrete parts, assemblies, sets of parts, and parts cleaned in a continuous web cleaning machine (i.e., continuous sheets of metal, film).

*Primary condenser* means a series of circumferential cooling coils on a vapor cleaning machine through which a chilled substance is circulated or recirculated to provide continuous condensation of rising solvent vapors and, thereby, create a concentrated solvent vapor zone.

*Reduced room draft* means decreasing the flow or movement of air across the top of the freeboard area of the solvent cleaning machine to meet the specifications of §63.463(e)(2)(ii). Methods of achieving a reduced room draft include, but are not limited to, redirecting fans and/or air vents to not blow across the cleaning machine, moving the cleaning machine to a corner where there is less room draft, and constructing a partial or complete enclosure around the cleaning machine.

*Remote reservoir cold cleaning machine* means any device in which liquid solvent is pumped to a sink-like work area that drains solvent back into an enclosed container while parts are being cleaned, allowing no solvent to pool in the work area.

*Remote reservoir continuous web cleaning machine* means a continuous web cleaning machine in which there is no exposed solvent sump. In these units, the solvent is pumped from an enclosed chamber and is typically applied to the continuous web part through a nozzle or series of nozzles. The solvent then drains from the part and is collected and recycled through the machine, allowing no solvent to pool in the work or cleaning area.

*Soils* means contaminants that are removed from the parts being cleaned. Soils include, but are not limited to, grease, oils, waxes, metal chips, carbon deposits, fluxes, and tars.

*Solvent/air interface* means, for a vapor cleaning machine, the location of contact between the concentrated solvent vapor layer and the air. This location of contact is defined as the mid-line height of the primary condenser coils. For a cold cleaning machine, it is the location of contact between the liquid solvent and the air.

*Solvent/air interface area* means; for a vapor cleaning machine, the surface area of the solvent vapor zone that is exposed to the air; for an in-line cleaning machine, it is the total surface area of all the sumps; for a cold cleaning machine, it is the surface area of the liquid solvent that is exposed to the air.

*Solvent cleaning machine* means any device or piece of equipment that uses halogenated HAP solvent liquid or vapor to remove soils from the surfaces of materials. Types of solvent cleaning machines include, but are not limited to, batch vapor, in-line vapor, in-line cold, and batch cold solvent cleaning machines. Buckets, pails, and beakers with capacities of 7.6 liters (2 gallons) or less are not considered solvent cleaning machines.

*Solvent vapor zone* means; for a vapor cleaning machine, the area that extends from the liquid solvent surface to the level that solvent vapor is condensed. This condensation level is defined as the midline height of the primary condenser coils.

*Squeegee system* means a system that uses a series of pliable surfaces to remove the solvent film from the surfaces of the continuous web part. These pliable surfaces, called squeegees, are typically made of rubber or plastic media, and need to be periodically replaced to ensure continued proper function.

*Sump* means the part of a solvent cleaning machine where the liquid solvent is located.

*Sump heater coils* means the heating system on a cleaning machine that uses steam, electricity, or hot water to heat or boil the liquid solvent.

*Superheated part technology* means a system that is part of the continuous web process that heats the continuous web part either directly or indirectly to a temperature above the boiling point of the cleaning solvent. This could include a process step, such as a tooling die that heats the part as it is processed, as long as the part remains superheated through the cleaning machine.

*Superheated vapor system* means a system that heats the solvent vapor, either passively or actively, to a temperature above the solvent's boiling point. Parts are held in the superheated vapor before exiting the machine to evaporate the liquid solvent on them. Hot vapor recycle is an example of a superheated vapor system.

*Vapor cleaning machine* means a batch or in-line solvent cleaning machine that boils liquid solvent generating solvent vapor that is used as a part of the cleaning or drying cycle.

*Water layer* means a layer of water that floats above the denser solvent and provides control of solvent emissions. In many cases, the solvent used in batch cold cleaning machines is sold containing the appropriate amount of water to create a water cover.

*Working mode* means the time period when the solvent cleaning machine is actively cleaning parts.

*Working-mode cover* means any cover or solvent cleaning machine design that allows the cover to shield the cleaning machine openings from outside air disturbances while parts are being cleaned in the cleaning machine. A cover that is used during the working mode is opened only during parts entry and removal. A cover that meets this definition can also be used as an idling-mode cover if that definition is also met.

[59 FR 61805, Dec. 2, 1994; 60 FR 29485, June 5, 1995, as amended at 63 FR 24751, May 5, 1998; 64 FR 67798, Dec. 3, 1999]

#### **§63.462 Batch cold cleaning machine standards.**

(a) Each owner or operator of an immersion batch cold solvent cleaning machine shall comply with the requirements specified in paragraph (a)(1) or (a)(2) of this section.

(1) Employ a tightly fitting cover that shall be closed at all times except during parts entry and removal, and a water layer at a minimum thickness of 2.5 centimeters (1.0 inch) on the surface of the solvent within the cleaning machine, or

(2) Employ a tightly fitting cover that shall be closed at all times except during parts entry and removal and a freeboard ratio of 0.75 or greater.

(b) Each owner or operator of a remote-reservoir batch cold solvent cleaning machine shall employ a tightly fitting cover over the solvent sump that shall be closed at all times except during the cleaning of parts.

(c) Each owner or operator of a batch cold solvent cleaning machine complying with paragraph (a)(2) or (b) of this section shall comply with the work and operational practice requirements specified in paragraphs (c)(1) through (c)(9) of this section as applicable.

(1) All waste solvent shall be collected and stored in closed containers. The closed container may contain a device that allows pressure relief, but does not allow liquid solvent to drain from the container.

(2) If a flexible hose or flushing device is used, flushing shall be performed only within the freeboard area of the solvent cleaning machine.

(3) The owner or operator shall drain solvent cleaned parts for 15 seconds or until dripping has stopped, whichever is longer. Parts having cavities or blind holes shall be tipped or rotated while draining.

(4) The owner or operator shall ensure that the solvent level does not exceed the fill line.

(5) Spills during solvent transfer shall be wiped up immediately. The wipe rags shall be stored in covered containers meeting the requirements of paragraph (c)(1) of this section.

(6) When an air- or pump-agitated solvent bath is used, the owner or operator shall ensure that the agitator is operated to produce a rolling motion of the solvent but not observable splashing against tank walls or parts being cleaned.

(7) The owner or operator shall ensure that, when the cover is open, the cold cleaning machine is not exposed to drafts greater than 40 meters per minute (132 feet per minute), as measured between 1 and 2 meters (3.3 and 6.6 feet) upwind and at the same elevation as the tank lip.

(8) Except as provided in paragraph (c)(9) of this section, sponges, fabric, wood, and paper products shall not be cleaned.

(9) The prohibition in paragraph (c)(8) of this section does not apply to the cleaning of porous materials that are part of polychlorinated biphenyl (PCB) laden transformers if those transformers are handled throughout the cleaning process and disposed of in compliance with an approved PCB disposal permit issued in accordance with the Toxic Substances Control Act.

(d) Each owner or operator of a batch cold cleaning machine shall submit an initial notification report as described in §63.468 (a) and (b) and a compliance report as described in §63.468(c).

(e) Each owner or operator subject to the requirements of paragraph (c)(1) through (8) of this section may request to use measures other than those described in these paragraphs. The owner or operator must demonstrate to the Administrator (or delegated State, local, or Tribal authority) that the alternative measures will result in equivalent or better emissions control compared to the measures described in paragraphs (c)(1) through (8) of this section. For example, storing solvent and solvent-laden materials in an enclosed area that is ventilated to a solvent recovery or destruction device may be considered an acceptable alternative.

[59 FR 61805, Dec. 2, 1994; 60 FR 29485, June 5, 1995, as amended at 64 FR 67799, Dec. 3, 1999; 68 FR 37349, June 23, 2003]

### **§63.463 Batch vapor and in-line cleaning machine standards.**

(a) Except as provided in §63.464 for all cleaning machines, each owner or operator of a solvent cleaning machine subject to the provisions of this subpart shall ensure that each existing or new batch vapor or in-line solvent cleaning machine subject to the provisions of this subpart conforms to the design requirements specified in paragraphs (a)(1) through (7) of this section. The owner or operator of a continuous web cleaning machine shall comply with the requirements of paragraph (g) or (h) of this section, as appropriate, in lieu of complying with this paragraph.



(1) Each cleaning machine shall be designed or operated to meet the control equipment or technique requirements in paragraph (a)(1)(i) or (a)(1)(ii) of this section.

(i) An idling and downtime mode cover, as described in §63.463(d)(1)(i), that may be readily opened or closed, that completely covers the cleaning machine openings when in place, and is free of cracks, holes, and other defects.

(ii) A reduced room draft as described in §63.463(e)(2)(ii).

(2) Each cleaning machine shall have a freeboard ratio of 0.75 or greater.

(3) Each cleaning machine shall have an automated parts handling system capable of moving parts or parts baskets at a speed of 3.4 meters per minute (11 feet per minute) or less from the initial loading of parts through removal of cleaned parts.

(4) Each vapor cleaning machine shall be equipped with a device that shuts off the sump heat if the sump liquid solvent level drops to the sump heater coils. This requirement does not apply to a vapor cleaning machine that uses steam to heat the solvent.

(5) Each vapor cleaning machine shall be equipped with a vapor level control device that shuts off sump heat if the vapor level in the vapor cleaning machine rises above the height of the primary condenser.

(6) Each vapor cleaning machine shall have a primary condenser.

(7) Each cleaning machine that uses a lip exhaust shall be designed and operated to route all collected solvent vapors through a properly operated and maintained carbon adsorber that meets the requirements of paragraph (e)(2)(vii) of this section.

(b) Except as provided in §63.464, each owner or operator of an existing or new batch vapor cleaning machine shall comply with either paragraph (b)(1) or (b)(2) of this section.

(1) Each owner or operator of a batch vapor cleaning machine with a solvent/air interface area of 1.21 square meters (13 square feet) or less shall comply with the requirements specified in either paragraph (b)(1)(i) or (b)(1)(ii) of this section.

(i) Employ one of the control combinations listed in table 1 of this subpart or other equivalent methods of control as determined using the procedure in §63.469, equivalent methods of control.

**TABLE 1—CONTROL COMBINATIONS FOR BATCH VAPOR SOLVENT CLEANING MACHINES WITH A SOLVENT/AIR INTERFACE AREA OF 1.21 SQUARE METERS (13 SQUARE FEET) OR LESS**

<b>Option</b>	<b>Control combinations</b>
1	Working-mode cover, freeboard ratio of 1.0, superheated vapor.
2	Freeboard refrigeration device, superheated vapor.
3	Working-mode cover, freeboard refrigeration device.
4	Reduced room draft, freeboard ratio of 1.0, superheated vapor.
5	Freeboard refrigeration device, reduced room draft.

6	Freeboard refrigeration device, freeboard ratio of 1.0.
7	Freeboard refrigeration device, dwell.
8	Reduced room draft, dwell, freeboard ratio of 1.0.
9	Freeboard refrigeration device, carbon adsorber.
10	Freeboard ratio of 1.0, superheated vapor, carbon adsorber.

NOTE: Unlike most of the control techniques available for complying with this rule, carbon adsorbers are not considered to be a pollution prevention measure. Use of such units may impose additional cost and burden for a number of reasons. First, carbon adsorption units are generally more expensive than other controls listed in the options. Second, these units may present cross-media impacts such as effluent discharges if not properly operated and maintained, and spent carbon beds have to be disposed of as hazardous waste. When making decisions about what controls to install on halogenated solvent cleaning machines to meet the requirements of this rule, all of these factors should be weighed and pollution prevention measures are encouraged wherever possible.

(ii) Demonstrate that their solvent cleaning machine can achieve and maintain an idling emission limit of 0.22 kilograms per hour per square meter (0.045 pounds per hour per square foot) of solvent/air interface area as determined using the procedures in §63.465(a) and appendix A to this part.

(2) Each owner or operator of a batch vapor cleaning machine with a solvent/air interface area greater than 1.21 square meters (13 square feet) shall comply with the requirements specified in either paragraph (b)(2)(i) or (b)(2)(ii) of this section.

(i) Employ one of the control combinations listed in table 2 of this subpart or other equivalent methods of control as determined using the procedure in §63.469, equivalent methods of control.

**TABLE 2—CONTROL COMBINATIONS FOR BATCH VAPOR SOLVENT CLEANING MACHINES WITH A SOLVENT/AIR INTERFACE AREA GREATER THAN 1.21 SQUARE METERS (13 SQUARE FEET)**

<b>Option</b>	<b>Control combinations</b>
1	Freeboard refrigeration device, freeboard ratio of 1.0, superheated vapor.
2	Dwell, freeboard refrigeration device, reduced room draft.
3	Working-mode cover, freeboard refrigeration device, superheated vapor.
4	Freeboard ratio of 1.0, reduced room draft, superheated vapor.
5	Freeboard refrigeration device, reduced room draft, superheated vapor.
6	Freeboard refrigeration device, reduced room draft, freeboard ratio of 1.0.
7	Freeboard refrigeration device, superheated vapor, carbon adsorber.

NOTE: Unlike most of the control techniques available for complying with this rule, carbon adsorbers are not considered to be a pollution prevention measure. Use of such units may impose additional cost and burden for a number of reasons. First, carbon adsorption units are generally more expensive than other controls listed in the options. Second, these units may present cross-media impacts such as effluent discharges if not properly operated and maintained, and spent carbon beds have to be disposed of as

hazardous waste. When making decisions about what controls to install on halogenated solvent cleaning machines to meet the requirements of this rule, all of these factors should be weighed and pollution prevention measures are encouraged wherever possible.

(ii) Demonstrate that their solvent cleaning machine can achieve and maintain an idling emission limit of 0.22 kilograms per hour per square meter (0.045 pounds per hour per square foot) of solvent/air interface area as determined using the procedures in §63.465(a) and appendix A of this part.

(c) Except as provided in §63.464 for all cleaning machines, each owner or operator of an in-line cleaning machine shall comply with paragraph (c)(1) or (2) of this section as appropriate. The owner or operator of a continuous web cleaning machine shall comply with the requirements of paragraph (g) or (h) of this section, as appropriate, in lieu of complying with this paragraph.

(1) Each owner or operator of an existing in-line cleaning machine shall comply with the requirements specified in either paragraph (c)(1)(i) or (c)(1)(ii) of this section.

(i) Employ one of the control combinations listed in table 3 of this subpart or other equivalent methods of control as determined using the procedure in §63.469, equivalent methods of control.

**TABLE 3—CONTROL COMBINATIONS FOR EXISTING IN-LINE SOLVENT CLEANING MACHINES**

Option	Control combinations
1	Superheated vapor, freeboard ratio of 1.0.
2	Freeboard refrigeration device, freeboard ratio of 1.0.
3	Dwell, freeboard refrigeration device.
4	Dwell, carbon adsorber.

NOTE: Unlike most of the control techniques available for complying with this rule, carbon adsorbers are not considered to be a pollution prevention measure. Use of such units may impose additional cost and burden for a number of reasons. First, carbon adsorption units are generally more expensive than other controls listed in the options. Second, these units may present cross-media impacts such as effluent discharges if not properly operated and maintained, and spent carbon beds have to be disposed of as hazardous waste. When making decisions about what controls to install on halogenated solvent cleaning machines to meet the requirements of this rule, all of these factors should be weighed and pollution prevention measures are encouraged wherever possible.

(ii) Demonstrate that their solvent cleaning machine can achieve and maintain an idling emission limit of 0.10 kilograms per hour per square meter (0.021 pounds per hour per square foot) of solvent/air interface area as determined using the procedures in §63.465(a) and appendix A to this part.

(2) Each owner or operator of a new in-line cleaning machine shall comply with the requirements specified in either paragraph (c)(2)(i) or (c)(2)(ii) of this section.

(i) Employ one of the control combinations listed in table 4 of this subpart or other equivalent methods of control as determined using the procedure in §63.469, equivalent methods of control section.

**TABLE 4—CONTROL COMBINATIONS FOR NEW IN-LINE SOLVENT CLEANING MACHINES**

Option	Control combinations
1	Superheated vapor, freeboard refrigeration device.
2	Freeboard refrigeration device, carbon adsorber.
3	Superheated vapor, carbon adsorber.

NOTE: Unlike most of the control techniques available for complying with this rule, carbon adsorbers are not considered to be a pollution prevention measure. Use of such units may impose additional cost and burden for a number of reasons. First, carbon adsorption units are generally more expensive than other controls listed in the options. Second, these units may present cross-media impacts such as effluent discharges if not properly operated and maintained, and spent carbon beds have to be disposed of as hazardous waste. When making decisions about what controls to install on halogenated solvent cleaning machines to meet the requirements of this rule, all of these factors should be weighed and pollution prevention measures are encouraged wherever possible.

(ii) Demonstrate that their solvent cleaning machine can achieve and maintain an idling emission limit of 0.10 kilograms per hour per square meter (0.021 pounds per hour per square foot) of solvent/air interface area as determined using the procedures in §63.465(a) and appendix A to this part.

(d) Except as provided in §63.464 for all cleaning machines, each owner or operator of an existing or new batch vapor or in-line solvent cleaning machine shall meet all of the following required work and operational practices specified in paragraphs (d)(1) through (12) of this section as applicable. The owner or operator of a continuous web cleaning machine shall comply with the requirements of paragraph (g) or (h) of this section, as appropriate, in lieu of complying with this paragraph.

(1) Control air disturbances across the cleaning machine opening(s) by incorporating the control equipment or techniques in paragraph (d)(1)(i) or (d)(1)(ii) of this section.

(i) Cover(s) to each solvent cleaning machine shall be in place during the idling mode, and during the downtime mode unless either the solvent has been removed from the machine or maintenance or monitoring is being performed that requires the cover(s) to not be in place.

(ii) A reduced room draft as described in §63.463(e)(2)(ii).

(2) The parts baskets or the parts being cleaned in an open-top batch vapor cleaning machine shall not occupy more than 50 percent of the solvent/air interface area unless the parts baskets or parts are introduced at a speed of 0.9 meters per minute (3 feet per minute) or less.

(3) Any spraying operations shall be done within the vapor zone or within a section of the solvent cleaning machine that is not directly exposed to the ambient air (i.e., a baffled or enclosed area of the solvent cleaning machine).

(4) Parts shall be oriented so that the solvent drains from them freely. Parts having cavities or blind holes shall be tipped or rotated before being removed from any solvent cleaning machine unless an equally effective approach has been approved by the Administrator.

(5) Parts baskets or parts shall not be removed from any solvent cleaning machine until dripping has stopped.

(6) During startup of each vapor cleaning machine, the primary condenser shall be turned on before the sump heater.

(7) During shutdown of each vapor cleaning machine, the sump heater shall be turned off and the solvent vapor layer allowed to collapse before the primary condenser is turned off.

(8) When solvent is added or drained from any solvent cleaning machine, the solvent shall be transferred using threaded or other leakproof couplings and the end of the pipe in the solvent sump shall be located beneath the liquid solvent surface.

(9) Each solvent cleaning machine and associated controls shall be maintained as recommended by the manufacturers of the equipment or using alternative maintenance practices that have been demonstrated to the Administrator's satisfaction to achieve the same or better results as those recommended by the manufacturer.

(10) Each operator of a solvent cleaning machine shall complete and pass the applicable sections of the test of solvent cleaning procedures in appendix A to this part if requested during an inspection by the Administrator.

(11) Waste solvent, still bottoms, and sump bottoms shall be collected and stored in closed containers. The closed containers may contain a device that would allow pressure relief, but would not allow liquid solvent to drain from the container.

(12) Sponges, fabric, wood, and paper products shall not be cleaned.

(e) Each owner or operator of a solvent cleaning machine complying with paragraph (b), (c), (g), or (h) of this section shall comply with the requirements specified in paragraphs (e)(1) through (4) of this section.

(1) Conduct monitoring of each control device used to comply with §63.463 of this subpart as provided in §63.466.

(2) Determine during each monitoring period whether each control device used to comply with these standards meets the requirements specified in paragraphs (e)(2)(i) through (xi) of this section.

(i) If a freeboard refrigeration device is used to comply with these standards, the owner or operator shall ensure that the chilled air blanket temperature (in °F), measured at the center of the air blanket, is no greater than 30 percent of the solvent's boiling point.

(ii) If a reduced room draft is used to comply with these standards, the owner or operator shall comply with the requirements specified in paragraphs (e)(2)(ii)(A) and (e)(2)(ii)(B) of this section.

(A) Ensure that the flow or movement of air across the top of the freeboard area of the solvent cleaning machine or within the solvent cleaning machine enclosure does not exceed 15.2 meters per minute (50 feet per minute) at any time as measured using the procedures in §63.466(d).

(B) Establish and maintain the operating conditions under which the wind speed was demonstrated to be 15.2 meters per minute (50 feet per minute) or less as described in §63.466(d).

(iii) If a working-mode cover is used to comply with these standards, the owner or operator shall comply with the requirements specified in paragraphs (e)(2)(iii)(A) and (e)(2)(iii)(B) of this section.

(A) Ensure that the cover opens only for part entrance and removal and completely covers the cleaning machine openings when closed.

(B) Ensure that the working-mode cover is maintained free of cracks, holes, and other defects.

(iv) If an idling-mode cover is used to comply with these standards, the owner or operator shall comply with the requirements specified in paragraphs (e)(2)(iv)(A) and (e)(2)(iv)(B) of this section.

(A) Ensure that the cover is in place whenever parts are not in the solvent cleaning machine and completely covers the cleaning machine openings when in place.

(B) Ensure that the idling-mode cover is maintained free of cracks, holes, and other defects.

(v) If a dwell is used to comply with these standards, the owner or operator shall comply with the requirements specified in paragraphs (e)(2)(v)(A) and (e)(2)(v)(B) of this section.

(A) Determine the appropriate dwell time for each type of part or parts basket, or determine the maximum dwell time using the most complex part type or parts basket, as described in §63.465(d).

(B) Ensure that, after cleaning, each part is held in the solvent cleaning machine freeboard area above the vapor zone for the dwell time determined for that particular part or parts basket, or for the maximum dwell time determined using the most complex part type or parts basket.

(vi) If a superheated vapor system is used to comply with these standards, the owner or operator shall comply with the requirements specified in paragraphs (e)(2)(vi)(A) through (e)(2)(vi)(C) of this section.

(A) Ensure that the temperature of the solvent vapor at the center of the superheated vapor zone is at least 10 °F above the solvent's boiling point.

(B) Ensure that the manufacturer's specifications for determining the minimum proper dwell time within the superheated vapor system is followed.

(C) Ensure that parts remain within the superheated vapor for at least the minimum proper dwell time.

(vii) If a carbon adsorber in conjunction with a lip exhaust or other exhaust internal to the cleaning machine is used to comply with these standards, the owner or operator shall comply with the following requirements:

(A) Ensure that the concentration of organic solvent in the exhaust from this device does not exceed 100 parts per million of any halogenated HAP compound as measured using the procedure in §63.466(e). If the halogenated HAP solvent concentration in the carbon adsorber exhaust exceeds 100 parts per million, the owner or operator shall adjust the desorption schedule or replace the disposable canister, if not a regenerative system, so that the exhaust concentration of halogenated HAP solvent is brought below 100 parts per million.

(B) Ensure that the carbon adsorber bed is not bypassed during desorption.

(C) Ensure that the lip exhaust is located above the solvent cleaning machine cover so that the cover closes below the lip exhaust level.

(viii) If a superheated part system is used to comply with the standards for continuous web cleaning machines in paragraph (g) of this section, the owner or operator shall ensure that the temperature of the continuous web part is at least 10 degrees Fahrenheit above the solvent boiling point while the part is traveling through the cleaning machine.

(ix) If a squeegee system is used to comply with the continuous web cleaning requirements of paragraph (g)(3)(iii) or (h)(2)(i) of this section, the owner or operator shall comply with the following requirements.

(A) Determine the appropriate maximum product throughput for the squeegees used in the squeegee system, as described in §63.465(f).

(B) Conduct the weekly monitoring required by §63.466(a)(3). Record the results required by §63.467(a)(6).

(C) Calculate the total amount of continuous web product processed since the squeegees were replaced and compare to the maximum product throughput for the squeegees.

(D) Ensure squeegees are replaced at or before the maximum product throughput is attained.

(E) Redetermine the maximum product throughput for the squeegees if any solvent film is visible on the continuous web part immediately after it exits the cleaning machine.

(x) If an air knife system is used to comply with the continuous web cleaning requirements of paragraph (g)(3)(iii) or (h)(2)(i) of this section, the owner or operator shall comply with the following requirements.

(A) Determine the air knife parameter and parameter value that demonstrate to the Administrator's satisfaction that the air knife is properly operating. An air knife is properly operating if no visible solvent film remains on the continuous web part after it exits the cleaning machine.

(B) Maintain the selected air knife parameter value at the level determined in paragraph (a) of this section.

(C) Conduct the weekly monitoring required by §63.466(a)(3).

(D) Redetermine the proper air knife parameter value if any solvent film is visible on the continuous web part immediately after it exits the cleaning machine.

(xi) If a combination squeegee and air knife system is used to comply with the continuous web cleaning requirements of paragraph (g)(3)(iii) or (h)(2)(i) of this section, the owner or operator shall comply with the following requirements.

(A) Determine the system parameter and value that demonstrate to the Administrator's satisfaction that the system is properly operating.

(B) Maintain the selected parameter value at the level determined in paragraph (a) of this section.

(C) Conduct the weekly monitoring required by §63.466(a)(3).

(D) Redetermine the proper parameter value if any solvent film is visible on the continuous web part immediately after it exits the cleaning machine.

(3) If any of the requirements of paragraph (e)(2) of this section are not met, determine whether an exceedance has occurred using the criteria in paragraphs (e)(3)(i) and (e)(3)(ii) of this section.

(i) An exceedance has occurred if the requirements of paragraphs (e)(2)(ii)(B), (e)(2)(iii)(A), (e)(2)(iv)(A), (e)(2)(v), (e)(2)(vi)(B), (e)(2)(vi)(C), (e)(2)(vii)(B), or (e)(2)(vii)(C) of this section have not been met.

(ii) An exceedance has occurred if the requirements of paragraphs (e)(2)(i), (e)(2)(ii)(A), (e)(2)(iii)(B), (e)(2)(iv)(B), (e)(2)(vi)(A), or (e)(2)(vii)(A) of this section have not been met and are not corrected within 15 days of detection. Adjustments or repairs shall be made to the solvent cleaning system or control device to reestablish required levels. The parameter must be remeasured immediately upon adjustment or repair and demonstrated to be within required limits.

(4) The owner or operator shall report all exceedances and all corrections and adjustments made to avoid an exceedance as specified in §63.468(h).

(f) Each owner or operator of a batch vapor or in-line solvent cleaning machine complying with the idling emission limit standards in paragraphs (b)(1)(ii), (b)(2)(ii), (c)(1)(ii), or (c)(2)(ii) of this section shall comply with the requirements specified in paragraphs (f)(1) through (f)(5) of this section.

(1) Conduct an initial performance test to comply with the requirements specified in paragraphs (f)(1)(i) and (f)(1)(ii) of this section.

(i) Demonstrate compliance with the applicable idling emission limit.

(ii) Establish parameters that will be monitored to demonstrate compliance. If a control device is used that is listed in paragraph (e)(2) of this section, then the requirements for that control device as listed in paragraph (e)(2) of this section shall be used unless the owner or operator can demonstrate to the Administrator's satisfaction that an alternative strategy is equally effective.

(2) Conduct the periodic monitoring of the parameters used to demonstrate compliance as described in §63.466(f).

(3) Operate the solvent cleaning machine within parameters identified in the initial performance test.

(4) If any of the requirements in paragraphs (f)(1) through (f)(3) of this section are not met, determine whether an exceedance has occurred using the criteria in paragraphs (f)(4)(i) and (f)(4)(ii) of this section.

(i) If using a control listed in paragraph (e) of this section, the owner or operator shall comply with the appropriate parameter values in paragraph (e)(2) and the exceedance delineations in paragraphs (e)(3)(i) and (e)(3)(ii) of this section.

(ii) If using a control not listed in paragraph (e) of this section, the owner or operator shall indicate whether the exceedance of the parameters that are monitored to determine the proper functioning of this control would be classified as an immediate exceedance or whether a 15 day repair period would be allowed. This information must be submitted to the Administrator for approval.

(5) The owner or operator shall report all exceedances and all corrections and adjustments made to avoid an exceedance as specified in §63.468(h).

(g) Except as provided in §63.464 and in paragraph (h) of this section for remote reservoir continuous web cleaning machines, each owner or operator of a continuous web cleaning machine shall comply with paragraphs (g)(1) through (4) of this section for each continuous web cleaning machine.



(1) Except as provided in paragraph (g)(2) of this section, install, maintain, and operate one of the following control combinations on each continuous web cleaning machine.

(i) For each existing continuous web cleaning machine, the following control combinations are allowed:

- (A) Superheated vapor or superheated part technology, and a freeboard ratio of 1.0 or greater.
- (B) Freeboard refrigeration device and a freeboard ratio of 1.0 or greater.
- (C) Carbon adsorption system meeting the requirements of paragraph (e)(2)(vii) of this section.

(ii) For each new continuous web cleaning machine, the following control combinations are allowed:

- (A) Superheated vapor or superheated part technology, and a freeboard refrigeration device.
- (B) A freeboard refrigeration device and a carbon adsorber meeting the requirements of paragraph (e)(2)(vii) of this section.
- (C) Superheated vapor or superheated part technology, and a carbon adsorber meeting the requirements of paragraph (e)(2)(vii) of this section.

(2) If a carbon adsorber system can be demonstrated to the Administrator's satisfaction to have an overall solvent control efficiency (i.e., capture efficiency removal efficiency) of 70 percent or greater, this system is equivalent to the options in paragraph (g) of this section.

(3) In lieu of complying with the provisions of paragraph (a) of this section, the owner or operator of a continuous web cleaning machine shall comply with the following provisions:

(i) Each cleaning machine shall meet one of the following control equipment or technique requirements:

(A) An idling and downtime mode cover, as described in paragraph (d)(1)(i) of this section, that may be readily opened or closed; that completely covers the cleaning machine openings when in place; and is free of cracks, holes, and other defects. A continuous web part that completely occupies an entry or exit port when the machine is idle is considered to meet this requirement.

(B) A reduced room draft as described in paragraph (e)(2)(ii) of this section.

(C) Gasketed or leakproof doors that separate both the continuous web part feed reel and take-up reel from the room atmosphere if the doors are checked according to the requirements of paragraph (e)(2)(iii) of this section.

(D) A cleaning machine that is demonstrated to the Administrator's satisfaction to be under negative pressure during idling and downtime and is vented to a carbon adsorption system that meets the requirements of either paragraph (e)(2)(vii) of this section or paragraph (g)(2) of this section.

(ii) Each continuous web cleaning machine shall have a freeboard ratio of 0.75 or greater unless that cleaning machine is a remote reservoir continuous web cleaning machine.

(iii) Each cleaning machine shall have an automated parts handling system capable of moving parts or parts baskets at a speed of 3.4 meters per minute (11 feet per minute) or less from the initial loading of

parts through removal of cleaned parts, unless the cleaning machine is a continuous web cleaning machine that has a squeegee system or air knife system installed, maintained, and operated on the continuous web cleaning machine meeting the requirements of paragraph (e) of this section.

(iv) Each vapor cleaning machine shall be equipped with a device that shuts off the sump heat if the sump liquid solvent level drops to the sump heater coils. This requirement does not apply to a vapor cleaning machine that uses steam to heat the solvent.

(v) Each vapor cleaning machine shall be equipped with a vapor level control device that shuts off sump heat if the vapor level in the vapor cleaning machine rises above the height of the primary condenser.

(vi) Each vapor cleaning machine shall have a primary condenser.

(vii) Each cleaning machine that uses a lip exhaust or any other exhaust within the solvent cleaning machine shall be designed and operated to route all collected solvent vapors through a properly operated and maintained carbon adsorber that meets the requirements of either paragraph (e)(2)(vii) or (g)(2) of this section.

(4) In lieu of complying with the provisions of paragraph (d) of this section, the owner or operator of a continuous web cleaning machine shall comply with the following provisions:

(i) Control air disturbances across the cleaning machine opening(s) by incorporating one of the following control equipment or techniques:

(A) Cover(s) to each solvent cleaning machine shall be in place during the idling mode and during the downtime mode unless either the solvent has been removed from the machine or maintenance or monitoring is being performed that requires the cover(s) in place. A continuous web part that completely occupies an entry or exit port when the machine is idle is considered to meet this requirement.

(B) A reduced room draft as described in paragraph (e)(2)(ii) of this section.

(C) Gasketed or leakproof doors or covers that separate both the continuous web part feed reel and take-up reel from the room atmosphere if the doors are checked according to the requirements of paragraph (e)(2)(iii) of this section.

(D) A cleaning machine that is demonstrated to the Administrator's satisfaction to be under negative pressure during idling and downtime and is vented to a carbon adsorption system that meets either the requirements of paragraph (e)(2)(vii) of this section or paragraph (g)(2) of this section.

(ii) Any spraying operations shall be conducted in a section of the solvent cleaning machine that is not directly exposed to the ambient air (i.e., a baffled or enclosed area of the solvent cleaning machine) or within a machine having a door or cover that meets the requirements of paragraph (g)(4)(i)(C) of this section.

(iii) During startup of each vapor cleaning machine, the primary condenser shall be turned on before the sump heater.

(iv) During shutdown of each vapor cleaning machine, the sump heater shall be turned off and the solvent vapor layer allowed to collapse before the primary condenser is turned off.

(v) When solvent is added or drained from any solvent cleaning machine, the solvent shall be transferred using threaded or other leakproof couplings, and the end of the pipe in the solvent sump shall be located beneath the liquid solvent surface.

(vi) Each solvent cleaning machine and associated controls shall be maintained as recommended by the manufacturers of the equipment or using alternative maintenance practices that have been demonstrated to the Administrator's satisfaction to achieve the same or better results as those recommended by the manufacturer.

(vii) Waste solvent, still bottoms, sump bottoms, and waste absorbent materials used in the cleaning process for continuous web cleaning machines shall be collected and stored in waste containers. The closed containers may contain a device that would allow pressure relief, but would not allow liquid solvent to drain from the container.

(viii) Except as provided in paragraph (g)(4)(ix) of this section, sponges, fabric, wood, and paper products shall not be cleaned.

(ix) The prohibition in paragraph (g)(4)(viii) of this section does not apply to absorbent materials that are used as part of the cleaning process of continuous web cleaning machines, including rollers and roller covers.

(h) Except as provided in §63.464, each owner or operator of a remote reservoir continuous web cleaning machine shall comply with paragraphs (h)(1) through (4) of this section.

(1) Except as provided in paragraph (h)(2) of this section, install, maintain, and operate one of the following controls on each new remote reservoir continuous web cleaning machine.

(i) Superheated vapor or superheated part technology.

(ii) A carbon adsorber meeting the requirements of paragraph (e)(2)(vii) of this section.

(iii) If a carbon adsorber system can be demonstrated to the Administrator's satisfaction to have an overall solvent control efficiency (i.e., capture efficiency removal efficiency) of 70 percent or greater, this system is equivalent to the options in paragraphs (h)(1)(i) and (h)(1)(ii) of this section.

(2) In lieu of complying with the provisions of paragraph (a) of this section, the owner or operator of a remote reservoir continuous web cleaning machine shall comply with the following provisions:

(i) Each cleaning machine shall have an automated parts handling system capable of moving parts or parts baskets at a speed of 3.4 meters per minute (11 feet per minute) or less from the initial loading of parts through removal of cleaned parts, unless the cleaning machine is a continuous web cleaning machine that has a squeegee system or air knife system installed, maintained, and operated on the continuous web cleaning machine meeting the requirements of paragraph (e) of this section.

(ii) Each vapor cleaning machine shall be equipped with a device that shuts off the sump heat if the sump liquid solvent level drops to the sump heater coils.

(iii) Each vapor cleaning machine shall be equipped with a vapor level control device that shuts off sump heat if the vapor level in the vapor cleaning machine rises above the height of the primary condenser.

(iv) Each vapor cleaning machine shall have a primary condenser.

(v) Each cleaning machine that uses a lip exhaust or any other exhaust within the solvent cleaning machine shall be designed and operated to route all collected solvent vapors through a properly operated and maintained carbon adsorber that meets the requirements of either paragraph (e)(2)(vii) or (g)(2) of this section.

(3) In lieu of complying with the provisions of paragraph (d) of this section, the owner or operator of a remote reservoir continuous web cleaning machine shall comply with the following provisions:

(i) Any spraying operations shall be conducted in a section of the solvent cleaning machine that is not directly exposed to the ambient air (i.e., a baffled or enclosed area of the solvent cleaning machine) or within a machine having a door or cover that meets the requirements of paragraph (g)(4)(i)(C) of this section.

(ii) During startup of each vapor cleaning machine, the primary condenser shall be turned on before the sump heater.

(iii) During shutdown of each vapor cleaning machine, the sump heater shall be turned off and the solvent vapor layer allowed to collapse before the primary condenser is turned off.

(iv) When solvent is added or drained from any solvent cleaning machine, the solvent shall be transferred using threaded or other leakproof couplings, and the end of the pipe in the solvent sump shall be located beneath the liquid solvent surface.

(v) Each solvent cleaning machine and associated controls shall be maintained as recommended by the manufacturers of the equipment or using alternative maintenance practices that have been demonstrated to the Administrator's satisfaction to achieve the same or better results as those recommended by the manufacturer.

(vi) Waste solvent, still bottoms, sump bottoms, and waste absorbent materials used in the cleaning process for continuous web cleaning machines shall be collected and stored in waste containers. The closed containers may contain a device that would allow pressure relief, but would not allow liquid solvent to drain from the container.

(vii) Except as provided in paragraph (h)(3)(viii) of this section, sponges, fabric, wood, and paper products shall not be cleaned.

(viii) The prohibition in paragraph (h)(3)(vii) of this section does not apply to absorbent materials that are used as part of the cleaning process of continuous web cleaning machines, including rollers and roller covers.

[59 FR 61805, Dec. 2, 1994; 60 FR 29485, June 5, 1995, as amended at 64 FR 67799, Dec. 3, 1999; 65 FR 54422, Sept. 8, 2000; 68 FR 37349, June 23, 2003]

#### **§63.464 Alternative standards.**

(a) As an alternative to meeting the requirements in §63.463, each owner or operator of a batch vapor or in-line solvent cleaning machine can elect to comply with the requirements of §63.464. An owner or operator of a solvent cleaning machine who elects to comply with §63.464 shall comply with the requirements specified in either paragraph (a)(1) or (a)(2) of this section.

(1) If the cleaning machine has a solvent/air interface, as defined in §63.461, the owner or operator shall comply with the requirements specified in paragraphs (a)(1)(i) and (a)(1)(ii) of this section.

(i) Maintain a log of solvent additions and deletions for each solvent cleaning machine.

(ii) Ensure that the emissions from each solvent cleaning machine are equal to or less than the applicable emission limit presented in table 5 of this subpart as determined using the procedures in §63.465(b) and (c).

**TABLE 5—EMISSION LIMITS FOR BATCH VAPOR AND IN-LINE SOLVENT CLEANING MACHINES WITH A SOLVENT/AIR INTERFACE**

<b>Solvent cleaning machine</b>	<b>3-month rolling average monthly emission limit (kilograms/square meters/month)</b>
Batch vapor solvent cleaning machines	150
Existing in-line solvent cleaning machines	153
New in-line solvent cleaning machines	99

(2) If the cleaning machine is a batch vapor cleaning machine and does not have a solvent/air interface, the owner or operator shall comply with the requirements specified in paragraphs (a)(2)(i) and (a)(2)(ii) of this section.

(i) Maintain a log of solvent additions and deletions for each solvent cleaning machine.

(ii) Ensure that the emissions from each solvent cleaning machine are equal to or less than the appropriate limits as described in paragraphs (a)(2)(ii)(A) and (a)(2)(ii)(B) of this section.

(A) For cleaning machines with a cleaning capacity, as reported in §63.468(d), that is less than or equal to 2.95 cubic meters, the emission limit shall be determined using table 6 or equation 1. If using table 6, and the cleaning capacity of the cleaning machine falls between two cleaning capacity sizes, then the lower of the two emission limits applies.

(B) For cleaning machines with a cleaning capacity as reported in §63.468(d), that is greater than 2.95 cubic meters, the emission limit shall be determined using equation 1.

$$EL = 330 * (Vol)^{0.6} \quad (1)$$

where:

EL = the 3-month rolling average monthly emission limit (kilograms/month).

**TABLE 6—EMISSION LIMITS FOR CLEANING MACHINES WITHOUT A SOLVENT/AIR INTERFACE**

<b>Cleaning capacity (cubic meters)</b>	<b>3-month rolling average monthly emission limit (kilograms/month)</b>
0.00	0

0.05	55
0.10	83
0.15	106
0.20	126
0.25	144
0.30	160
0.35	176
0.40	190
0.45	204
0.50	218
0.55	231
0.60	243
0.65	255
0.70	266
0.75	278
0.80	289
0.85	299
0.90	310
0.95	320
1.00	330
1.05	340
1.10	349
1.15	359
1.20	368
1.25	377
1.30	386
1.35	395
1.40	404
1.45	412
1.50	421

1.55	429
1.60	438
1.65	446
1.70	454
1.75	462
1.80	470
1.85	477
1.90	485
1.95	493
2.00	500
2.05	508
2.10	515
2.15	522
2.20	530
2.25	537
2.30	544
2.35	551
2.40	558
2.45	565
2.50	572
2.55	579
2.60	585
2.65	592
2.70	599
2.75	605
2.80	612
2.85	619
2.90	625
2.95	632

Vol = the cleaning capacity of the solvent cleaning machine (cubic meters).

(b) Each owner or operator of a batch vapor or in-line solvent cleaning machine complying with §63.464(a) shall demonstrate compliance with the applicable 3-month rolling average monthly emission limit on a monthly basis as described in §63.465(b) and (c).

(c) If the applicable 3-month rolling average emission limit is not met, an exceedance has occurred. All exceedances shall be reported as required in §63.468(h).

(d) As an alternative to meeting the requirements in §63.463, each owner or operator of a continuous web cleaning machine can demonstrate an overall cleaning system control efficiency of 70 percent or greater using the procedures in §63.465(g). This demonstration can be made for either a single cleaning machine or for a solvent cleaning system that contains one or more cleaning machines and ancillary equipment, such as storage tanks and distillation units. If the demonstration is made for a cleaning system, the facility must identify any modifications required to the procedures in §63.465(g) and they must be approved by the Administrator.

[59 FR 61805, Dec. 2, 1994, as amended at 64 FR 67801, Dec. 3, 1999; 65 FR 54423, Sept. 8, 2000]

### §63.465 Test methods.

(a) Except as provided in paragraphs (f) and (g) of this section for continuous web cleaning machines, each owner or operator of a batch vapor or in-line solvent cleaning machine complying with an idling emission limit standard in §63.463(b)(1)(ii), (b)(2)(ii), (c)(1)(ii), or (c)(2)(ii) shall determine the idling emission rate of the solvent cleaning machine using Reference Method 307 in appendix A of this part.

(b) Except as provided in paragraph (g) of this section for continuous web cleaning machines, each owner or operator of a batch vapor or in-line solvent cleaning machine complying with §63.464 shall, on the first operating day of every month ensure that the solvent cleaning machine system contains only clean liquid solvent. This includes, but is not limited to, fresh unused solvent, recycled solvent, and used solvent that has been cleaned of soils. A fill line must be indicated during the first month the measurements are made. The solvent level within the machine must be returned to the same fill-line each month, immediately prior to calculating monthly emissions as specified in paragraph (c) of this section. The solvent cleaning machine does not have to be emptied and filled with fresh unused solvent prior to the calculations.

(c) Except as provided in paragraphs (f) and (g) of this section for continuous web cleaning machines, each owner or operator of a batch vapor or in-line solvent cleaning machine complying with §63.464 shall, on the first operating day of the month, comply with the requirements specified in paragraphs (c)(1) through (3) of this section.

(1) Using the records of all solvent additions and deletions for the previous monthly reporting period required under §63.464(a), determine solvent emissions ( $E_i$ ) using equation 2 for cleaning machines with a solvent/air interface and equation 3 for cleaning machines without a solvent/air interface:

$$E_i = \frac{SA_i - LSR_i - SSR_i}{AREA_i} \quad (2)$$

$$E_x = SA_i - LSR_i - SSR_i \quad (3)$$

where:

$E_i$  = the total halogenated HAP solvent emissions from the solvent cleaning machine during the most recent monthly reporting period  $i$ , (kilograms of solvent per square meter of solvent/air interface area per month).



$E_n$  = the total halogenated HAP solvent emissions from the solvent cleaning machine during the most recent monthly reporting period  $i$ , (kilograms of solvent per month).

$SA_i$  = the total amount of halogenated HAP liquid solvent added to the solvent cleaning machine during the most recent monthly reporting period  $i$ , (kilograms of solvent per month).

$LSR_i$  = the total amount of halogenated HAP liquid solvent removed from the solvent cleaning machine during the most recent monthly reporting period  $i$ , (kilograms of solvent per month).

$SSR_i$  = the total amount of halogenated HAP solvent removed from the solvent cleaning machine in solid waste, obtained as described in paragraph (c)(2) of this section, during the most recent monthly reporting period  $i$ , (kilograms of solvent per month).

$AREA_i$  = the solvent/air interface area of the solvent cleaning machine (square meters).

(2) Determine  $SSR_i$  using the method specified in paragraph (c)(2)(i) or (c)(2)(ii) of this section.

(i) From tests conducted using EPA reference method 25d.

(ii) By engineering calculations included in the compliance report.

(3) Determine the monthly rolling average,  $EA$ , for the 3-month period ending with the most recent reporting period using equation 4 for cleaning machines with a solvent/air interface or equation 5 for cleaning machines without a solvent/air interface:

$$EA_i = \frac{\sum_{j=1}^3 E_i}{3} \quad (4)$$

$$EA_n = \frac{\sum_{j=1}^3 E_n}{3} \quad (5)$$

Where:

$EA_i$  = the average halogenated HAP solvent emissions over the preceding 3 monthly reporting periods, (kilograms of solvent per square meter of solvent/air interface area per month).

$EA_n$  = the average halogenated HAP solvent emissions over the preceding 3 monthly reporting periods (kilograms of solvent per month).

$E_i$  = halogenated HAP solvent emissions for each month ( $j$ ) for the most recent 3 monthly reporting periods (kilograms of solvent per square meter of solvent/air interface area).

$E_n$  = halogenated HAP solvent emissions for each month ( $j$ ) for the most recent 3 monthly reporting periods (kilograms of solvent per month).

$j = 1$  = the most recent monthly reporting period.

$j = 2$  = the monthly reporting period immediately prior to  $j = 1$ .

$j = 3$  = the monthly reporting period immediately prior to  $j = 2$ .

(d) Each owner or operator of a batch vapor or in-line solvent cleaning machine using a dwell to comply with §63.463 shall determine the appropriate dwell time for each part or parts basket using the procedure specified in paragraphs (d)(1) and (d)(2) of this section.

(1) Determine the amount of time for the part or parts basket to cease dripping once placed in the vapor zone. The part or parts basket used for this determination must be at room temperature before being placed in the vapor zone.

(2) The proper dwell time for parts to remain in the freeboard area above the vapor zone is no less than 35 percent of the time determined in paragraph (d)(1) of this section.

(e) An owner or operator of a source shall determine their potential to emit from all solvent cleaning operations, using the procedures described in paragraphs (e)(1) through (e)(3) of this section. A facility's total potential to emit is the sum of the HAP emissions from all solvent cleaning operations, plus all HAP emissions from other sources within the facility.

(1) Determine the potential to emit for each individual solvent cleaning using equation 6.

$$PTE_i = H_i \times W_i \times SAI_i \quad (6)$$

Where:

$PTE_i$  = the potential to emit for solvent cleaning machine  $i$  (kilograms of solvent per year).

$H_i$  = hours of operation for solvent cleaning machine  $i$  (hours per year).

= 8760 hours per year, unless otherwise restricted by a Federally enforceable requirement.

$W_i$  = the working mode uncontrolled emission rate (kilograms per square meter per hour).

= 1.95 kilograms per square meter per hour for batch vapor and cold cleaning machines.

= 1.12 kilograms per square meter per hour for in-line cleaning machines.

$SAI_i$  = solvent/air interface area of solvent cleaning machine  $i$  (square meters). Section 63.461 defines the solvent/air interface area for those machines that have a solvent/air interface. Cleaning machines that do not have a solvent/air interface shall calculate a solvent/air interface area using the procedure in paragraph (e)(2) of this section.

(2) Cleaning machines that do not have a solvent/air interface shall calculate a solvent/air interface area using equation 7.

$$SAI = 2.20 * (Vol)^{0.6} \quad (7)$$

Where:

$SAI$  = the solvent/air interface area (square meters).

$Vol$  = the cleaning capacity of the solvent cleaning machine (cubic meters).

(3) Sum the  $PTE_i$  for all solvent cleaning operations to obtain the total potential to emit for solvent cleaning operations at the facility.

(f) Each owner or operator of a continuous web cleaning machine using a squeegee system to comply with §63.463(g)(3) shall determine the maximum product throughput using the method in this

paragraph. The maximum product throughput for each squeegee type used at a facility must be determined prior to December 2, 1999, the compliance date for these units.

(1) Conduct daily visual inspections of the continuous web part. This monitoring shall be conducted at the point where the continuous web part exits the squeegee system. It is not necessary for the squeegees to be new at the time monitoring is begun if the following two conditions are met:

(i) The continuous web part leaving the squeegee system has no visible solvent film.

(ii) The amount of continuous web that has been processed through the squeegees since the last replacement is known.

(2) Continue daily monitoring until a visible solvent film is noted on the continuous web part.

(3) Determine the length of continuous web product that has been cleaned using the squeegee since it was installed.

(4) The maximum product throughput for the purposes of this rule is equal to the time it takes to clean 95 percent of the length of product determined in paragraph (f)(3) of this section. This time period, in days, may vary depending on the amount of continuous web product cleaned each day.

(g) Each owner or operator of a continuous web cleaning machine demonstrating compliance with the alternative standard of §63.464(d) shall, on the first day of every month, ensure that the solvent cleaning machine contains only clean liquid solvent. This includes, but is not limited to, fresh unused solvent, recycled solvent, and used solvent that has been cleaned of soils. A fill-line must be indicated during the first month the measurements are made. The solvent level with the machine must be returned to the same fill-line each month, immediately prior to calculating overall cleaning system control efficiency emissions as specified in paragraph (h) in this section. The solvent cleaning machine does not need to be emptied and filled with fresh unused solvent prior to the calculation.

(h) Each owner or operator of a continuous web cleaning machines complying with §63.464(d) shall, on the first operating day of the month, comply with the following requirements.

(1) Using the records of all solvent additions, solvent deletions, and solvent recovered from the carbon adsorption system for the previous monthly reporting period required under §63.467(e), determine the overall cleaning system control efficiency ( $E_o$ ) using Equation 8 of this section as follows:

$$E_o = R_i / (R_i + Sa_i - SSR_i) \quad (\text{Eq. 8})$$

Where:

$E_o$  = overall cleaning system control efficiency.

$R_i$  = the total amount of halogenated HAP liquid solvent recovered from the carbon adsorption system and recycled to the solvent cleaning system during the most recent monthly reporting period,  $i$ , (kilograms of solvent per month).

$Sa_i$  = the total amount of halogenated HAP liquid solvent added to the solvent cleaning system during the most recent monthly reporting period,  $i$ , (kilograms of solvent per month).

$SSR_i$  = the total amount of halogenated HAP solvent removed from the solvent cleaning system in solid waste, obtained as described in paragraph (c)(2) of this section, during the most recent monthly reporting period,  $i$ , (kilograms of solvent per month).

**§63.466 Monitoring procedures.**

(a) Except as provided in paragraph (g) of this section, each owner or operator of a batch vapor or in-line solvent cleaning machine complying with the equipment standards in §63.463(b)(1)(i), (b)(2)(i), (c)(1)(i), (c)(2)(i), (g)(1), or (g)(2) shall conduct monitoring and record the results on a weekly basis for the control devices, as appropriate, specified in paragraphs (a)(1) through (5) of this section.

(1) If a freeboard refrigeration device is used to comply with these standards, the owner or operator shall use a thermometer or thermocouple to measure the temperature at the center of the air blanket during the idling mode.

(2) If a superheated vapor system is used to comply with these standards, the owner or operator shall use a thermometer or thermocouple to measure the temperature at the center of the superheated solvent vapor zone while the solvent cleaning machine is in the idling mode.

(3) If a squeegee system, air knife system, or combination squeegee and air knife system is used to comply with the requirements of §63.463(g) or (h), the owner or operator shall visually inspect the continuous web part exiting the solvent cleaning machine to ensure that no solvent film is visible on the part.

(4) Except as provided in paragraph (a)(5) of this section, if a superheated part system is used to comply with the requirements of §63.463(g) or (h), the owner or operator shall use a thermometer, thermocouple, or other temperature measurement device to measure the temperature of the continuous web part while it is in the solvent cleaning machine. This measurement can also be taken at the exit of the solvent cleaning machine.

(5) As an alternative to complying with paragraph (a)(4) of this section, the owner or operator can provide data, sufficient to satisfy the Administrator, that demonstrate that the part temperature remains above the boiling point of the solvent at all times that the part is within the continuous web solvent cleaning machine. This data could include design and operating conditions such as information supporting any exothermic reaction inherent in the processing.

(b) Except as provided in paragraph (g) of this section, each owner or operator of a batch vapor or in-line solvent cleaning machine complying with the equipment standards of §63.463 (b)(1)(i), (b)(2)(i), (c)(1)(i), or (c)(2)(i) shall conduct monitoring and record the results on a monthly basis for the control devices, as appropriate, specified in paragraphs (b)(1) and (b)(2) of this section.

(1) If a cover (working-mode, downtime-mode, and/or idling-mode cover) is used to comply with these standards, the owner or operator shall conduct a visual inspection to determine if the cover is opening and closing properly, completely covers the cleaning machine openings when closed, and is free of cracks, holes, and other defects.

(2) If a dwell is used, the owner or operator shall determine the actual dwell time by measuring the period of time that parts are held within the freeboard area of the solvent cleaning machine after cleaning.

(c) Except as provided in paragraph (g) of this section, each owner or operator of a batch vapor or in-line solvent cleaning machine complying with the equipment or idling standards in §63.463 shall monitor the hoist speed as described in paragraphs (c)(1) through (c)(4) of this section.

(1) The owner or operator shall determine the hoist speed by measuring the time it takes for the hoist to travel a measured distance. The speed is equal to the distance in meters divided by the time in minutes (meters per minute).

(2) The monitoring shall be conducted monthly. If after the first year, no exceedances of the hoist speed are measured, the owner or operator may begin monitoring the hoist speed quarterly.

(3) If an exceedance of the hoist speed occurs during quarterly monitoring, the monitoring frequency returns to monthly until another year of compliance without an exceedance is demonstrated.

(4) If an owner or operator can demonstrate to the Administrator's satisfaction in the initial compliance report that the hoist cannot exceed a speed of 3.4 meters per minute (11 feet per minute), the required monitoring frequency is quarterly, including during the first year of compliance.

(d) Except as provided in paragraph (g) of this section, each owner or operator of a batch vapor or in-line solvent cleaning machine complying with the equipment standards in §63.463 (b)(1)(i), (b)(2)(i), (c)(1)(i), or (c)(2)(i) using a reduced room draft shall conduct monitoring and record the results as specified in paragraph (d)(1) or (d)(2) of this section.

(1) If the reduced room draft is maintained by controlling room parameters (i.e., redirecting fans, closing doors and windows, etc.), the owner or operator shall conduct an initial monitoring test of the windspeed and of room parameters, quarterly monitoring of windspeed, and weekly monitoring of room parameters as specified in paragraphs (d)(1)(i) and (d)(1)(ii) of this section.

(i) Measure the windspeed within 6 inches above the top of the freeboard area of the solvent cleaning machine using the procedure specified in paragraphs (d)(1)(i)(A) through (d)(1)(i)(D) of this section.

(A) Determine the direction of the wind current by slowly rotating a velometer or similar device until the maximum speed is located.

(B) Orient a velometer in the direction of the wind current at each of the four corners of the machine.

(C) Record the reading for each corner.

(D) Average the values obtained at each corner and record the average wind speed.

(ii) Monitor on a weekly basis the room parameters established during the initial compliance test that are used to achieve the reduced room draft.

(2) If an enclosure (full or partial) is used to achieve a reduced room draft, the owner or operator shall conduct an initial monitoring test and, thereafter, monthly monitoring tests of the windspeed within the enclosure using the procedure specified in paragraphs (d)(2)(i) and (d)(2)(ii) of this section and a monthly visual inspection of the enclosure to determine if it is free of cracks, holes and other defects.

(i) Determine the direction of the wind current in the enclosure by slowly rotating a velometer inside the entrance to the enclosure until the maximum speed is located.

(ii) Record the maximum wind speed.

(e) Except as provided in paragraph (g) of this section, each owner or operator using a carbon adsorber to comply with this subpart shall measure and record the concentration of halogenated HAP solvent in the exhaust of the carbon adsorber weekly with a colorimetric detector tube. This test shall be

conducted while the solvent cleaning machine is in the working mode and is venting to the carbon adsorber. The exhaust concentration shall be determined using the procedure specified in paragraphs (e)(1) through (e)(3) of this section.

(1) Use a colorimetric detector tube designed to measure a concentration of 100 parts per million by volume of solvent in air to an accuracy of  $\pm 25$  parts per million by volume.

(2) Use the colorimetric detector tube according to the manufacturer's instructions.

(3) Provide a sampling port for monitoring within the exhaust outlet of the carbon adsorber that is easily accessible and located at least 8 stack or duct diameters downstream from any flow disturbance such as a bend, expansion, contraction, or outlet; downstream from no other inlet; and 2 stack or duct diameters upstream from any flow disturbance such as a bend, expansion, contraction, inlet or outlet.

(f) Each owner or operator of a batch vapor or in-line solvent cleaning machine complying with the idling emission limit standards of §63.463 (b)(1)(ii), (b)(2)(ii), (c)(1)(ii), or (c)(2)(ii) shall comply with the requirements specified in paragraphs (f)(1) and (f)(2) of this section.

(1) If using controls listed in paragraphs (a) through (e) of this section, the owner or operator shall comply with the monitoring frequency requirements in paragraphs (a) through (e) of this section.

(2) If using controls not listed in paragraphs (a) through (e) of this section, the owner or operator shall establish the monitoring frequency for each control and submit it to the Administrator for approval in the initial test report.

(g) Each owner or operator using a control device listed in paragraphs (a) through (e) of this section can use alternative monitoring procedures approved by the Administrator.

[59 FR 61805, Dec. 2, 1994, as amended at 64 FR 67802, Dec. 3, 1999]

### **§63.467 Recordkeeping requirements.**

(a) Each owner or operator of a batch vapor or in-line solvent cleaning machine complying with the provisions of §63.463 shall maintain records in written or electronic form specified in paragraphs (a)(1) through (7) of this section for the lifetime of the machine.

(1) Owner's manuals, or if not available, written maintenance and operating procedures, for the solvent cleaning machine and control equipment.

(2) The date of installation for the solvent cleaning machine and all of its control devices. If the exact date for installation is not known, a letter certifying that the cleaning machine and its control devices were installed prior to, or on, November 29, 1993, or after November 29, 1993, may be substituted.

(3) If a dwell is used to comply with these standards, records of the tests required in §63.465(d) to determine an appropriate dwell time for each part or parts basket.

(4) Each owner or operator of a batch vapor or in-line solvent cleaning machine complying with the idling emission limit standards of §63.463(b)(1)(ii), (b)(2)(ii), (c)(1)(ii), or (c)(2)(ii) shall maintain records of the initial performance test, including the idling emission rate and values of the monitoring parameters measured during the test.

(5) Records of the halogenated HAP solvent content for each solvent used in a solvent cleaning machine subject to the provisions of this subpart.

(6) If a squeegee system is used to comply with these standards, records of the test required by §63.466(f) to determine the maximum product throughput for the squeegees and records of both the weekly monitoring required by §63.466(a)(3) for visual inspection and the length of continuous web product cleaned during the previous week.

(7) If an air knife system or a combination squeegee and air knife system is used to comply with these standards, records of the determination of the proper operating parameter and parameter value for the air knife system.

(b) Each owner or operator of a batch vapor or in-line solvent cleaning machine complying with §63.463 shall maintain records specified in paragraphs (b)(1) through (b)(4) of this section either in electronic or written form for a period of 5 years.

(1) The results of control device monitoring required under §63.466.

(2) Information on the actions taken to comply with §63.463(e) and (f). This information shall include records of written or verbal orders for replacement parts, a description of the repairs made, and additional monitoring conducted to demonstrate that monitored parameters have returned to accepted levels.

(3) Estimates of annual solvent consumption for each solvent cleaning machine.

(4) If a carbon adsorber is used to comply with these standards, records of the date and results of the weekly measurement of the halogenated HAP solvent concentration in the carbon adsorber exhaust required in §63.466(e).

(c) Except as provided in paragraph (e) of this section for continuous web cleaning machines, each owner or operator of a batch vapor or in-line solvent cleaning machine complying with the provisions of §63.464 shall maintain records specified in paragraphs (c)(1) through (3) of this section either in electronic or written form for a period of 5 years.

(1) The dates and amounts of solvent that are added to the solvent cleaning machine.

(2) The solvent composition of wastes removed from cleaning machines as determined using the procedure described in §63.465(c)(2).

(3) Calculation sheets showing how monthly emissions and the rolling 3-month average emissions from the solvent cleaning machine were determined, and the results of all calculations.

(d) Each owner or operator of a solvent cleaning machine without a solvent/air interface complying with the provisions of §63.464 shall maintain records on the method used to determine the cleaning capacity of the cleaning machine.

(e) Each owner or operator of a continuous web cleaning machine complying with the provisions of §63.464(d) shall maintain the following records in either electronic or written form for a period of 5 years.

(1) The dates and amounts of solvent that are added to the solvent cleaning machine.

(2) The dates and amounts of solvent that are recovered from the desorption of the carbon adsorber system.

(3) The solvent composition of wastes removed from each cleaning machine as determined using the procedures in §63.465(c)(2).

(4) Calculation sheets showing the calculation and results of determining the overall cleaning system control efficiency, as required by §63.465.

[59 FR 61805, Dec. 2, 1994, as amended at 64 FR 67802, Dec. 3, 1999; 68 FR 37349, June 23, 2003]

**§63.468 Reporting requirements.**

(a) Each owner or operator of an existing solvent cleaning machine subject to the provisions of this subpart shall submit an initial notification report to the Administrator no later than August 29, 1995. This report shall include the information specified in paragraphs (a)(1) through (a)(6) of this section.

(1) The name and address of the owner or operator.

(2) The address (i.e., physical location) of the solvent cleaning machine(s).

(3) A brief description of each solvent cleaning machine including machine type (batch vapor, batch cold, vapor in-line or cold in-line), solvent/air interface area, and existing controls.

(4) The date of installation for each solvent cleaning machine or a letter certifying that the solvent cleaning machine was installed prior to, or after, November 29, 1993.

(5) The anticipated compliance approach for each solvent cleaning machine.

(6) An estimate of annual halogenated HAP solvent consumption for each solvent cleaning machine.

(b) Each owner or operator of a new solvent cleaning machine subject to the provisions of this subpart shall submit an initial notification report to the Administrator. New sources for which construction or reconstruction had commenced and initial startup had not occurred before December 2, 1994, shall submit this report as soon as practicable before startup but no later than January 31, 1995. New sources for which the construction or reconstruction commenced after December 2, 1994, shall submit this report as soon as practicable before the construction or reconstruction is planned to commence. This report shall include all of the information required in §63.5(d)(1) of subpart A (General Provisions), with the revisions and additions in paragraphs (b)(1) through (b)(3) of this section.

(1) The report shall include a brief description of each solvent cleaning machine including machine type (batch vapor, batch cold, vapor in-line, or cold-line), solvent/air interface area, and existing controls.

(2) The report shall include the anticipated compliance approach for each solvent cleaning machine.

(3) In lieu of §63.5(d)(1)(ii)(H) of subpart A of this part, the owner or operator must report an estimate of annual halogenated HAP solvent consumption for each solvent cleaning machine.

(c) Each owner or operator of a batch cold solvent cleaning machine subject to the provisions of this subpart shall submit a compliance report to the Administrator. For existing sources, this report shall be submitted to the Administrator no later than 150 days after the compliance date specified in §63.460(d). For new sources, this report shall be submitted to the Administrator no later than 150 days after startup or May 1, 1995, whichever is later. This report shall include the requirements specified in paragraphs (c)(1) through (c)(4) of this section.

(1) The name and address of the owner or operator.

(2) The address (i.e., physical location) of the solvent cleaning machine(s).



(3) A statement, signed by the owner or operator of the solvent cleaning machine, stating that the solvent cleaning machine for which the report is being submitted is in compliance with the provisions of this subpart.

(4) The compliance approach for each solvent cleaning machine.

(d) Each owner or operator of a batch vapor or in-line solvent cleaning machine complying with the provisions of §63.463 shall submit to the Administrator an initial statement of compliance for each solvent cleaning machine. For existing sources, this report shall be submitted to the Administrator no later than 150 days after the compliance date specified in §63.460(d). For new sources, this report shall be submitted to the Administrator no later than 150 days after startup or May 1, 1995, whichever is later. This statement shall include the requirements specified in paragraphs (d)(1) through (d)(6) of this section.

(1) The name and address of the owner or operator.

(2) The address (i.e., physical location) of the solvent cleaning machine(s).

(3) A list of the control equipment used to achieve compliance for each solvent cleaning machine.

(4) For each piece of control equipment required to be monitored, a list of the parameters that are monitored and the values of these parameters measured on or during the first month after the compliance date.

(5) Conditions to maintain the wind speed requirements of §63.463(e)(2)(ii), if applicable.

(6) Each owner or operator of a solvent cleaning machine complying with the idling emission limit standards of §63.463(b)(1)(ii), (b)(2)(ii), (c)(1)(ii), and (c)(2)(ii) shall submit a test report for tests of idling emissions meeting the specifications in Method 307 of appendix A to this subpart. This report shall comply with the requirements specified in paragraphs (d)(6)(i) through (d)(6)(iv) of this section.

(i) This test must be on the same specific model cleaner used at the source. The test can be done by the owner or operator of the affected machine or can be supplied by the vendor of that solvent cleaning machine or a third party.

(ii) This report must clearly state the monitoring parameters, monitoring frequency and the delineation of exceedances for each parameter.

(iii) If a solvent cleaning machine vendor or third party test report is used to demonstrate compliance, it shall include the following for the solvent cleaning machine tested: Name of person(s) or company that performed the test, model name, the date the solvent cleaning machine was tested, serial number, and a diagram of the solvent cleaning machine tested.

(iv) If a solvent cleaning machine vendor or third party test report is used, the owner or operator of the solvent cleaning machine shall comply with the requirements specified in either paragraphs (d)(6)(iv)(A) and (d)(6)(iv)(B) of this section.

(A) Submit a statement by the solvent cleaning machine vendor that the unit tested is the same as the unit the report is being submitted for.

(B) Demonstrate to the Administrator's satisfaction that the solvent emissions from the solvent cleaning machine for which the test report is being submitted are equal to or less than the solvent emissions from the solvent cleaning machine in the vendor test report.

(7) If a carbon adsorber is used to comply with these standards, the date and results of the weekly measurement of the halogenated HAP solvent concentration in the carbon adsorber exhaust required in §63.466(e).

(e) Each owner or operator of a batch vapor or in-line solvent cleaning machine complying with the provisions of §63.464 shall submit to the Administrator an initial statement of compliance for each solvent cleaning machine. For existing sources, this report shall be submitted to the Administrator no later than 150 days after the compliance date specified in §63.460(d). For new sources, this report shall be submitted to the Administrator no later than 150 days after startup or May 1, 1995, whichever is later. The statement shall include the information specified in paragraphs (e)(1) through (e)(4) of this section.

(1) The name and address of the solvent cleaning machine owner or operator.

(2) The address of the solvent cleaning machine(s).

(3) The solvent/air interface area for each solvent cleaning machine or, for cleaning machines without a solvent/air interface, a description of the method used to determine the cleaning capacity and the results.

(4) The results of the first 3-month average emissions calculation.

(f) Each owner or operator of a batch vapor or in-line solvent cleaning machine complying with the provisions of §63.463 shall submit an annual report by February 1 of the year following the one for which the reporting is being made. This report shall include the requirements specified in paragraphs (f)(1) through (f)(3) of this section.

(1) A signed statement from the facility owner or his designee stating that, "All operators of solvent cleaning machines have received training on the proper operation of solvent cleaning machines and their control devices sufficient to pass the test required in §63.463(d)(10)."

(2) An estimate of solvent consumption for each solvent cleaning machine during the reporting period.

(3) The reports required under paragraphs (f) and (g) of this section can be combined into a single report for each facility.

(g) Each owner or operator of a batch vapor or in-line solvent cleaning machine complying with the provisions of §63.464 shall submit a solvent emission report every year. This solvent emission report shall contain the requirements specified in paragraphs (g)(1) through (g)(4) of this section.

(1) The size and type of each unit subject to this subpart (solvent/air interface area or cleaning capacity).

(2) The average monthly solvent consumption for the solvent cleaning machine in kilograms per month.

(3) The 3-month monthly rolling average solvent emission estimates calculated each month using the method as described in §63.465(c).

(4) The reports required under paragraphs (f) and (g) of this section can be combined into a single report for each facility.

(h) Each owner or operator of a batch vapor or in-line solvent cleaning machine shall submit an exceedance report to the Administrator semiannually except when, the Administrator determines on a case-by-case basis that more frequent reporting is necessary to accurately assess the compliance status of the source or, an exceedance occurs. Once an exceedance has occurred the owner or operator shall follow a quarterly reporting format until a request to reduce reporting frequency under paragraph (i) of this section is approved. Exceedance reports shall be delivered or postmarked by the 30th day following the end of each calendar half or quarter, as appropriate. The exceedance report shall include the applicable information in paragraphs (h) (1) through (3) of this section.

(1) Information on the actions taken to comply with §63.463 (e) and (f). This information shall include records of written or verbal orders for replacement parts, a description of the repairs made, and additional monitoring conducted to demonstrate that monitored parameters have returned to accepted levels.

(2) If an exceedance has occurred, the reason for the exceedance and a description of the actions taken.

(3) If no exceedances of a parameter have occurred, or a piece of equipment has not been inoperative, out of control, repaired, or adjusted, such information shall be stated in the report.

(i) An owner or operator who is required to submit an exceedance report on a quarterly (or more frequent) basis may reduce the frequency of reporting to semiannual if the conditions in paragraphs (i)(1) through (i)(3) of this section are met.

(1) The source has demonstrated a full year of compliance without an exceedance.

(2) The owner or operator continues to comply with all relevant recordkeeping and monitoring requirements specified subpart A (General Provisions) and in this subpart.

(3) The Administrator does not object to a reduced frequency of reporting for the affected source as provided in paragraph (e)(3)(iii) of subpart A (General Provisions).

(j) [Reserved]

(k) Each owner or operator of a solvent cleaning machine requesting an equivalency determination, as described in §63.469 shall submit an equivalency request report to the Administrator. For existing sources, this report must be submitted to the Administrator no later than June 3, 1996. For new sources, this report must be submitted and approved by the Administrator prior to startup.

[59 FR 61805, Dec. 2, 1994; 60 FR 29485, June 5, 1995, as amended at 64 FR 69643, Dec. 14, 1999; 71 FR 75346, Dec. 19, 2005]

#### **§63.469 Equivalent methods of control.**

Upon written application, the Administrator may approve the use of equipment or procedures after they have been satisfactorily demonstrated to be equivalent, in terms of reducing emissions of methylene chloride, perchloroethylene, trichloroethylene, 1,1,1-trichloroethane, carbon tetrachloride or chloroform to the atmosphere, to those prescribed for compliance within a specified paragraph of this subpart. The application must contain a complete description of the equipment or procedure and the proposed equivalency testing procedure and the date, time, and location scheduled for the equivalency demonstration.

**§63.470 Implementation and enforcement.**

(a) This subpart can be implemented and enforced by the U.S. EPA, or a delegated authority such as the applicable State, local, or Tribal agency. If the U.S. EPA Administrator has delegated authority to a State, local, or Tribal agency, then that agency, in addition to the U.S. EPA, has the authority to implement and enforce this subpart. Contact the applicable U.S. EPA Regional Office to find out if implementation and enforcement of this subpart is delegated to a State, local, or Tribal agency.

(b) In delegating implementation and enforcement authority of this subpart to a State, local, or Tribal agency under subpart E of this part, the authorities contained in paragraph (c) of this section are retained by the Administrator of U.S. EPA and cannot be transferred to the State, local, or Tribal agency.

(c) The authorities that cannot be delegated to State, local, or Tribal agencies are as specified in paragraphs (c)(1) through (4) of this section.

(1) Approval of alternatives to the requirements in §§63.460, 63.462(a) through (d), and 63.463 through 63.464 (except for the authorities in §63.463(d)(9)). Use the procedures in §63.469 to request the use of alternative equipment or procedures.

(2) Approval of major alternatives to test methods under §63.7(e)(2)(ii) and (f), as defined in §63.90, and as required in this subpart.

(3) Approval of major alternatives to monitoring under §63.8(f), as defined in §63.90, and as required in this subpart.

(4) Approval of major alternatives to recordkeeping and reporting under §63.10(f), as defined in §63.90, and as required in this subpart.

[68 FR 37349, June 23, 2003]

**§63.471 Facility-wide standards.**

(a) Each owner or operator of an affected facility shall comply with the requirements specified in this section. For purposes of this section, affected facility means all solvent cleaning machines, except solvent cleaning machines used in the manufacture and maintenance of aerospace products, solvent cleaning machines used in the manufacture of narrow tubing, and continuous web cleaning machines, located at a major source that are subject to the facility-wide limits in paragraph (b)(2) of this section, and for area sources, affected facility means all solvent cleaning machines, except cold batch cleaning machines, located at an area source that are subject to the facility-wide limits in paragraph (b)(2) of this section.

(b)(1) Each owner or operator of an affected facility must maintain a log of solvent additions and deletions for each solvent cleaning machine.

(2) Each owner or operator of an affected facility must ensure that the total emissions of perchloroethylene (PCE), trichloroethylene (TCE) and methylene chloride (MC) used at the affected facility are equal to or less than the applicable facility-wide 12-month rolling total emission limit presented in Table 1 of this section as determined using the procedures in paragraph (c) of this section.

**TABLE 1—FACILITY-WIDE EMISSION LIMITS FOR FACILITIES WITH SOLVENT CLEANING MACHINES**

<b>Solvents emitted</b>	<b>Facility-wide annual emission limits in kg—for general</b>	<b>Facility-wide annual emission limit in kg for</b>
-------------------------	---	--

	<b>population degreasing machines</b>	<b>military depot maintenance facilities</b>
PCE only <sup>a</sup>	4,800	8,000
TCE only	14,100	23,500
MC only	60,000	100,000
Multiple solvents—Calculate the MC-weighted emissions using equation 1	60,000	100,000

<sup>a</sup> PCE emission limit calculated using CalEPA URE.

NOTE: In the equation, the facility emissions of PCE and TCE are weighted according to their carcinogenic potency relative to that of MC. The value of A is 12.5. The value for B is 4.25.

$$WE = (PCE \times A) + (TCE \times B) + (MC) \quad (\text{Eq. 9})$$

Where:

WE = Weighted 12-month rolling total emissions in kg (lbs).

PCE = 12-month rolling total PCE emissions from all solvent cleaning machines at the facility in kg (lbs).

TCE = 12-month rolling total TCE emission from all solvent cleaning machines at the facility in kg (lbs).

MC = 12-month rolling total MC emissions from all solvent cleaning machines at the facility in kg (lbs).

(c) Each owner or operator of an affected facility shall on the first operating day of every month, demonstrate compliance with the applicable facility-wide emission limit on a 12-month rolling total basis using the procedures in paragraphs (c)(1) through (5) of this section. For purposes of this paragraph, “each solvent cleaning machine” means each solvent cleaning machine that is part of an affected facility regulated by this section.

(1) Each owner or operator of an affected facility shall, on the first operating day of every month, ensure that each solvent cleaning machine system contains only clean liquid solvent. This includes, but is not limited to, fresh unused solvent, recycled solvent, and used solvent that has been cleaned of soiled materials. A fill line must be indicated during the first month the measurements are made. The solvent level within the machine must be returned to the same fill-line each month, immediately prior to calculating monthly emissions as specified in paragraphs (c)(2) and (3) of this section. The solvent cleaning machine does not have to be emptied and filled with fresh unused solvent prior to the calculations.

(2) Each owner or operator of an affected facility shall, on the first operating day of the month, using the records of all solvent additions and deletions for the previous month, determine solvent emissions ( $E_{unit}$ ) from each solvent cleaning machine using equation 10:

$$E_{unit} = SA_i - LSR_i - SSR_i \quad (\text{Eq. 10})$$

Where:

$E_{unit}$  = the total halogenated HAP solvent emissions from the solvent cleaning machine during the most recent month  $i$ , (kilograms of solvent per month).

$SA_i$  = the total amount of halogenated HAP liquid solvent added to the solvent cleaning machine during the most recent month  $i$ , (kilograms of solvent per month).

$LSR_i$  = the total amount of halogenated HAP liquid solvent removed from the solvent cleaning machine during the most recent month  $i$ , (kilograms of solvent per month).

$SSR_i$  = the total amount of halogenated HAP solvent removed from the solvent cleaning machine in solid waste, obtained as described in paragraph (c)(3) of this section, during the most recent month  $i$ , (kilograms of solvent per month).

(3) Each owner or operator of an affected facility shall, on the first operating day of the month, determine  $SSR_i$  using the method specified in paragraph (c)(3)(i) or (c)(3)(ii) of this section.

(i) From tests conducted using EPA reference method 25d.

(ii) By engineering calculations included in the compliance report.

(4) Each owner or operator of an affected facility shall on the first operating day of the month, after 12 months of emissions data are available, determine the 12-month rolling total emissions,  $ET_{unit}$ , for the 12-month period ending with the most recent month using equation 11:

$$ET_{unit} = \left[ \sum_{j=1}^{12} E_{unit} \right] \quad (\text{Eq. 11})$$

Where:

$ET_{unit}$  = the total halogenated HAP solvent emissions over the preceding 12 months, (kilograms of solvent emissions per 12-month period).

$E_{unit}$  = halogenated HAP solvent emissions for each month ( $j$ ) for the most recent 12 months (kilograms of solvent per month).

(5) Each owner or operator of an affected facility shall on the first operating day of the month, after 12 months of emissions data are available, determine the 12-month rolling total emissions,  $ET_{facility}$ , for the 12-month period ending with the most recent month using equation 12:

$$ET_{facility} = \left[ \sum_{j=1}^i ET_{unit} \right] \quad (\text{Eq. 12})$$

Where:

$ET_{facility}$  = the total halogenated HAP solvent emissions over the preceding 12 months for all cleaning machines at the facility, (kilograms of solvent emissions per 12-month period).

$ET_{unit}$  = the total halogenated HAP solvent emissions over the preceding 12 months for each unit  $j$ , where  $i$  equals the total number of units at the facility (kilograms of solvent emissions per 12-month period).

(d) If the applicable facility-wide emission limit presented in Table 1 of paragraph (b)(2) is not met, an exceedance has occurred. All exceedances shall be reported as required in §63.468(h).

(e) Each owner or operator of an affected facility shall maintain records specified in paragraphs (e)(1) through (3) of this section either in electronic or written form for a period of 5 years. For purposes of this paragraph, "each solvent cleaning machine" means each solvent cleaning machine that is part of an affected facility regulated by this section.

(1) The dates and amounts of solvent that are added to each solvent cleaning machine.

(2) The solvent composition of wastes removed from each solvent cleaning machines as determined using the procedure described in paragraph (c)(3) of this section.

(3) Calculation sheets showing how monthly emissions and the 12-month rolling total emissions from each solvent cleaning machine were determined, and the results of all calculations.

(f) Each owner or operator of an affected facility shall submit an initial notification report to the Administrator no later than May 3, 2010. This report shall include the information specified in paragraphs (f)(1) through (5) of this section.

(1) The name and address of the owner or operator of the affected facility.

(2) The address (i.e., physical location) of the solvent cleaning machine(s) that is part of an affected facility regulated by this section.

(3) A brief description of each solvent cleaning machine at the affected facility including machine type (batch vapor, batch cold, vapor in-line or cold in-line), solvent/air interface area, and existing controls.

(4) The date of installation for each solvent cleaning machine.

(5) An estimate of annual halogenated HAP solvent consumption for each solvent cleaning machine.

(g) Each owner or operator of an affected facility shall submit to the Administrator an initial statement of compliance on or before May 3, 2010. The statement shall include the information specified in paragraphs (g)(1) through (g)(3) of this section.

(1) The name and address of the owner or operator of the affected facility.

(2) The address (i.e., physical location) of each solvent cleaning machine that is part of an affected facility regulated by this section.

(3) The results of the first 12-month rolling total emissions calculation.

(h) Each owner or operator of an affected facility shall submit a solvent emission report every year. This solvent emission report shall contain the requirements specified in paragraphs (h)(1) through (h)(3) of this section.

(1) The average monthly solvent consumption for the affected facility in kilograms per month.

(2) The 12-month rolling total solvent emission estimates calculated each month using the method as described in paragraph (c) of this section.

(3) This report can be combined with the annual report required in §63.468(f) and (g) into a single report for each facility.

**Appendix A to Subpart T of Part 63—Test of Solvent Cleaning Procedures**

*General Questions*

- \_\_\_ 1. What is the maximum allowable speed for parts entry and removal?
- A. 8.5 meters per minute (28 feet per minute).
  - B. 3.4 meters per minute (11 feet per minute).
  - C. 11 meters per minute (36 feet per minute).
  - D. No limit.
- \_\_\_ 2. How do you ensure that parts enter and exit the solvent cleaning machine at the speed required in the regulation?
- A. Program on computerized hoist monitors speed.
  - B. Can judge the speed by looking at it.
  - C. Measure the time it takes the parts to travel a measured distance.
- \_\_\_ 3. Identify the sources of air disturbances.
- A. Fans
  - B. Open doors
  - C. Open windows
  - D. Ventilation vents
  - E. All of the above
- \_\_\_ 4. What are the three operating modes?
- A. Idling, working and downtime
  - B. Precleaning, cleaning, and drying
  - C. Startup, shutdown, off
  - D. None of the above
- \_\_\_ 5. When can parts or parts baskets be removed from the solvent cleaning machine?
- A. When they are clean



- B. At any time
- C. When dripping stops
- D. Either A or C is correct

\_\_\_ 6. How must parts be oriented during cleaning?

- A. It does not matter as long as they fit in the parts basket.
- B. So that the solvent pools in the cavities where the dirt is concentrated.
- C. So that solvent drains from them freely.

\_\_\_ 7. During startup, what must be turned on first, the primary condenser or the sump heater?

- A. Primary condenser
- B. Sump heater
- C. Turn both on at same time
- D. Either A or B is correct

\_\_\_ 8. During shutdown, what must be turned off first, the primary condenser or the sump heater?

- A. Primary condenser
- B. Sump heater
- C. Turn both off at same time
- D. Either A or B is correct

\_\_\_ 9. In what manner must solvent be added to and removed from the solvent cleaning machine?

- A. With leak proof couplings
- B. With the end of the pipe in the solvent sump below the liquid solvent surface.
- C. So long as the solvent does not spill, the method does not matter.
- D. A and B

\_\_\_ 10. What must be done with waste solvent and still and sump bottoms?

- A. Pour down the drain
- B. Store in closed container

C. Store in a bucket

D. A or B

\_\_\_ 11. What types of materials are prohibited from being cleaned in solvent cleaning machines using halogenated HAP solvents?

A. Sponges

B. Fabrics

C. Paper

D. All of the above

*Control Device Specific Questions*

[ ] Freeboard Refrigeration Device

\_\_\_ 1. What temperature must the FRD achieve?

A. Below room temperature

B. 50 °F

C. Below the solvent boiling point

D. 30 percent below the solvent boiling point

[ ] Working-Mode Cover

\_\_\_ 2. When can a cover be open?

A. While parts are in the cleaning machine

B. During parts entry and removal

C. During maintenance

D. During measurements for compliance purposes

E. A and C

F. B, C, and D

\_\_\_ 3. Covers must be maintained in what condition?

A. Free of holes

B. Free of cracks

C. So that they completely seal cleaner opening

D. All of the above

[ ] Dwell

\_\_\_ 4. Where must the parts be held for the appropriate dwell time?

A. In the vapor zone

B. In the freeboard area above the vapor zone

C. Above the cleaning machine

D. In the immersion sump

#### ANSWERS

##### *General Questions*

1. B

2. A or C

3. E

4. A

5. C

6. C

7. A

8. B

9. D

10. B

11. D

##### *Control Device Specific Questions*

1. D

2. F

3. D

4. B

[59 FR 61818, Dec. 2, 1994; 60 FR 29485, June 5, 1995]

**Appendix B to Subpart T of Part 63—General Provisions Applicability to Subpart T**

Reference	Applies to subpart T		Comments
	BCC	BVI	
63.1(a) (1)-(3)	Yes	Yes	
63.1(a)(4)	Yes	Yes	Subpart T (this appendix) specifies applicability of each paragraph in subpart A to subpart T.
63.1(a)(5)	No	No	
63.1(a) (6)-(8)	Yes	Yes	
63.1(a)(9)	No	No	
63.1(a)(10)	Yes	Yes	
63.1(a)(11)	No	No	Subpart T allows submittal of notifications and reports through the U.S. mail, fax, and courier. Subpart T requires that the postmark for notifications and reports submitted through the U.S. mail or other non-Governmental mail carriers be on or before deadline specified in an applicable requirement.
63.1(a) (12)-(14)	Yes	Yes	
63.1(b)(1)	No	No	Subpart T specifies applicability.
63.1(b)(2)	No	Yes	
63.1(b)(3)	No	No	Subpart T requires that a record of halogenated cleaning machine applicability determination be kept on site for 5 years, or until the cleaning machine changes its operations. The record shall be sufficiently detailed to allow the Administrator to make a finding about the source's applicability status with regard to subpart T.
63.1(c)(1)	Yes	Yes	
63.1(c)(2)	Yes	Yes	Subpart T, §63.460(h) exempts area sources subject to this subpart from the obligation to obtain Title V operating permits.
63.1(c)(3)	No	No	
63.1(c)(4)	Yes	Yes	
63.1(c)(5)	Yes	Yes	Subpart T does not require continuous monitoring systems (CMS) or continuous opacity monitoring systems. Therefore, notifications and requirements for CMS and COMS specified in subpart A do not apply to subpart T.

63.1(d)	No	No	
63.1(e)	No	Yes	
63.2	Yes	Yes	Subpart T definitions (§63.461) for existing and new overlap with the definitions for existing source and new source in subpart A (§63.2). Both subpart A and T also define Administrator.
63.3(a)-(c)	Yes	Yes	
63.4(a) (1)-(3)	Yes	Yes	
63.4(a)(4)	No	No	
63.4(a)(5)	Yes	Yes	
63.4(b)-(c)	Yes	Yes	
63.5(a)(1)	Yes	Yes	
63.5(a)(2)	Yes	Yes	
63.5(b)(1)	Yes	Yes	
63.5(b)(2)	No	No	
63.5(b)(3)	No	No	Subpart T overrides the requirement for approval prior to constructing a new or reconstructing an existing major source.
63.5(b)(4)-(6)	Yes	Yes	
63.5(c)	No	No	
63.5 (d)-(f)	No	No	Subpart T overrides the requirement to submit an application for approval of construction or reconstruction of a halogenated solvent cleaning machine.
63.6(a)	Yes	Yes	
63.6(b) (1)-(5)	Yes	Yes	Subpart T, §63.460, specifies compliance dates.
63.6(b)(6)	No	No	
63.6(b)(7)	No	No	Subpart T has the same requirements for affected halogenated HAP solvent cleaning machine subcategories that are located at area sources as it does for those located at major sources.
63.6(c)(1)-(2)	Yes	Yes	Subpart T allows 3 years from the date of promulgation for both area and major existing sources to comply.
63.6(c) (3)-(4)	No	No	

63.6(c)(5)	Yes	Yes	Subpart T has the same requirements for affected halogenated HAP solvent cleaning machine subcategories that are located at area sources as it does for those located at major sources.
			Subpart T allows 3 years from the date of promulgation for both area and major existing sources to comply.
63.6(d)	No	No	
63.6(e)(1)-(2)	Yes	Yes	
63.6(e)(3)	No	No	Subpart T overrides the requirement of a startup, shutdown, and malfunction plan. Subpart T specifies startup and shutdown procedures to be followed by an owner or operator for batch vapor and in-line cleaning machines.
63.6(f)-(g)	Yes	Yes	
63.6(h)	No	No	Subpart T does not require compliance with an opacity or visible emission standard.
63.6(i) (1)-(14)	Yes	Yes	
63.6(i)(15)	No	No	
63.6(i)(16)	Yes	Yes	
63.6(j)	Yes	Yes	
63.7(a)	No	Yes	Subpart T gives owners or operators the option to perform an idling emission performance test as a way of demonstrating compliance. Other options are also available that do not require a performance test.
63.7(b)	No	Yes	This is only required for those owners or operators that choose the idling emission standard as their compliance option.
63.7(c)(1)	No	Yes	This is only required for those owners or operators that choose the idling emission standard as their compliance option.
63.7(c) (2)-(3)	No	No	Subpart T does not require a site-specific test plan for the idling emission performance test.
63.7(c)(4)	No	No	Subpart T does not require a performance test that involves the retrieval of gas samples, and therefore this does not apply.
63.7(d)	No	No	Requirements do not apply to the idling emission performance test option.
63.7(e)	No	Yes	
63.7(f)	No	Yes	
63.7(g)	No	Yes	Subpart T specifies what is required to demonstrate idling emission

			standard compliance through the use of the Environmental Protection Agency test method 307 and control device monitoring. Reports and records of testing and monitoring are required for compliance verification. Three runs of the test are required for compliance, as specified in §63.7(e) of subpart A.
63.7(h)	No	No	Subpart T does not require the use of a performance test to comply with the standard. The idling emission standard option (which requires an idling emission performance test) is an alternative option offered to owners or operators of batch vapor and in-line cleaning machines for compliance flexibility.
63.8 (a)-(b)	Yes	Yes	
63.8 (c)-(e)	No	No	Subpart T does not require the use of continuous monitoring systems to demonstrate compliance.
63.8(f)	Yes	Yes	
63.8(g)	No	No	Subpart T does not require continuous opacity monitoring systems and continuous monitoring systems data.
63.9(a) (1)-(4)	Yes	Yes	
63.9(b)(1)	Yes	Yes	
63.9(b)(2)	Yes	Yes	Subpart T includes all of those requirements stated in subpart A, except that subpart A also requires a statement as to whether the affected source is a major or an area source, and an identification of the relevant standard (including the source's compliance date). Subpart T also has some more specific information requirements specific to the affected source (see subpart T, §§63.468(a)-(b)).
63.9(b)(3)	Yes	Yes	The subpart A and subpart T initial notification reports differ (see above).
63.9(b)(4)	No	No	Subpart T does not require an application for approval of construction or reconstruction.
63.9(b)(5)	Yes	Yes	
63.9(c)	Yes	Yes	
63.9(d)	Yes	Yes	
63.9(e)	Yes	Yes	Under subpart T, this requirement only applies to owners or operators choosing to comply with the idling emissions standard.
63.9(f)	No	No	Subpart T does not require opacity or visible emission observations.
63.9(g)(1)	No	No	Subpart T does not require the use of continuous monitoring systems or continuous opacity monitoring systems.

63.9(h)	No	No	Section 63.468 of subpart T requires an initial statement of compliance for existing sources to be submitted to the Administrator no later than 150 days after the compliance date specified in §63.460(d) of subpart T. For new sources, this report is to be submitted to the Administrator no later than 150 days from the date specified in §63.460(c).
63.9(i)	Yes	Yes	
63.9(j)	Yes	Yes	
63.10(a)	Yes	Yes	
63.10(b)	No	No	Recordkeeping requirements are specified in subpart T.
63.10(c) (1)-(15)	No	No	Subpart T does not require continuous monitoring systems.
63.10(d)(1)	Yes	Yes	
63.10(d)(2)	No	No	Reporting requirements are specified in subpart T.
63.10(e) (1)- (2)	No	No	Subpart T does not require continuous emissions monitoring systems.
63.10(e)(3)	No	No	Subpart T does not require continuous monitoring systems.
63.10(e)(4)	No	No	Subpart T does not require continuous opacity monitoring systems.
63.10(f)	Yes	Yes	
63.11(a)	Yes	Yes	
63.11(b)	No	No	Flares are not a control option under subpart T.
63.12 (a)- (c)	Yes	Yes	
63.13 (a)- (c)	Yes	Yes	
63.14	No	No	Subpart T requirements do not require the use of the test methods incorporated by reference in subpart A.
63.15(a)-(b)	Yes	Yes	

BCC = Batch Cold Cleaning Machines.

BVI = Batch Vapor and In-line Cleaning Machines.

[59 FR 61818, Dec. 2, 1994; 60 FR 29485, June 5, 1995, as amended at 70 FR 75346, Dec. 19, 2005]



Appendix B

NESHAP 40 CFR Part 63 Subpart ZZZZ – *National Emissions Standards for Hazardous Air Pollutants for Stationary Reciprocating Internal Combustion Engines*

---

## Subpart ZZZZ—National Emissions Standards for Hazardous Air Pollutants for Stationary Reciprocating Internal Combustion Engines

---

### WHAT THIS SUBPART COVERS

#### §63.6580 What is the purpose of subpart ZZZZ?

Subpart ZZZZ establishes national emission limitations and operating limitations for hazardous air pollutants (HAP) emitted from stationary reciprocating internal combustion engines (RICE) located at major and area sources of HAP emissions. This subpart also establishes requirements to demonstrate initial and continuous compliance with the emission limitations and operating limitations.

[73 FR 3603, Jan. 18, 2008]

#### §63.6585 Am I subject to this subpart?

You are subject to this subpart if you own or operate a stationary RICE at a major or area source of HAP emissions, except if the stationary RICE is being tested at a stationary RICE test cell/stand.

(a) A stationary RICE is any internal combustion engine which uses reciprocating motion to convert heat energy into mechanical work and which is not mobile. Stationary RICE differ from mobile RICE in that a stationary RICE is not a non-road engine as defined at 40 CFR 1068.30, and is not used to propel a motor vehicle or a vehicle used solely for competition.

(b) A major source of HAP emissions is a plant site that emits or has the potential to emit any single HAP at a rate of 10 tons (9.07 megagrams) or more per year or any combination of HAP at a rate of 25 tons (22.68 megagrams) or more per year, except that for oil and gas production facilities, a major source of HAP emissions is determined for each surface site.

(c) An area source of HAP emissions is a source that is not a major source.

(d) If you are an owner or operator of an area source subject to this subpart, your status as an entity subject to a standard or other requirements under this subpart does not subject you to the obligation to obtain a permit under 40 CFR part 70 or 71, provided you are not required to obtain a permit under 40 CFR 70.3(a) or 40 CFR 71.3(a) for a reason other than your status as an area source under this subpart. Notwithstanding the previous sentence, you must continue to comply with the provisions of this subpart as applicable.

(e) If you are an owner or operator of a stationary RICE used for national security purposes, you may be eligible to request an exemption from the requirements of this subpart as described in 40 CFR part 1068, subpart C.

(f) The emergency stationary RICE listed in paragraphs (f)(1) through (3) of this section are not subject to this subpart. The stationary RICE must meet the definition of an emergency stationary RICE in §63.6675, which includes operating according to the provisions specified in §63.6640(f).

(1) Existing residential emergency stationary RICE located at an area source of HAP emissions that do not operate or are not contractually obligated to be available for more than 15 hours per calendar year

for the purposes specified in §63.6640(f)(2)(ii) and (iii) and that do not operate for the purpose specified in §63.6640(f)(4)(ii).

(2) Existing commercial emergency stationary RICE located at an area source of HAP emissions that do not operate or are not contractually obligated to be available for more than 15 hours per calendar year for the purposes specified in §63.6640(f)(2)(ii) and (iii) and that do not operate for the purpose specified in §63.6640(f)(4)(ii).

(3) Existing institutional emergency stationary RICE located at an area source of HAP emissions that do not operate or are not contractually obligated to be available for more than 15 hours per calendar year for the purposes specified in §63.6640(f)(2)(ii) and (iii) and that do not operate for the purpose specified in §63.6640(f)(4)(ii).

[69 FR 33506, June 15, 2004, as amended at 73 FR 3603, Jan. 18, 2008; 78 FR 6700, Jan. 30, 2013]

### **§63.6590 What parts of my plant does this subpart cover?**

This subpart applies to each affected source.

(a) *Affected source.* An affected source is any existing, new, or reconstructed stationary RICE located at a major or area source of HAP emissions, excluding stationary RICE being tested at a stationary RICE test cell/stand.

#### (1) *Existing stationary RICE.*

(i) For stationary RICE with a site rating of more than 500 brake horsepower (HP) located at a major source of HAP emissions, a stationary RICE is existing if you commenced construction or reconstruction of the stationary RICE before December 19, 2002.

(ii) For stationary RICE with a site rating of less than or equal to 500 brake HP located at a major source of HAP emissions, a stationary RICE is existing if you commenced construction or reconstruction of the stationary RICE before June 12, 2006.

(iii) For stationary RICE located at an area source of HAP emissions, a stationary RICE is existing if you commenced construction or reconstruction of the stationary RICE before June 12, 2006.

(iv) A change in ownership of an existing stationary RICE does not make that stationary RICE a new or reconstructed stationary RICE.

(2) *New stationary RICE.* (i) A stationary RICE with a site rating of more than 500 brake HP located at a major source of HAP emissions is new if you commenced construction of the stationary RICE on or after December 19, 2002.

(ii) A stationary RICE with a site rating of equal to or less than 500 brake HP located at a major source of HAP emissions is new if you commenced construction of the stationary RICE on or after June 12, 2006.

(iii) A stationary RICE located at an area source of HAP emissions is new if you commenced construction of the stationary RICE on or after June 12, 2006.

(3) *Reconstructed stationary RICE.* (i) A stationary RICE with a site rating of more than 500 brake HP located at a major source of HAP emissions is reconstructed if you meet the definition of reconstruction in §63.2 and reconstruction is commenced on or after December 19, 2002.

(ii) A stationary RICE with a site rating of equal to or less than 500 brake HP located at a major source of HAP emissions is reconstructed if you meet the definition of reconstruction in §63.2 and reconstruction is commenced on or after June 12, 2006.

(iii) A stationary RICE located at an area source of HAP emissions is reconstructed if you meet the definition of reconstruction in §63.2 and reconstruction is commenced on or after June 12, 2006.

(b) *Stationary RICE subject to limited requirements.* (1) An affected source which meets either of the criteria in paragraphs (b)(1)(i) through (ii) of this section does not have to meet the requirements of this subpart and of subpart A of this part except for the initial notification requirements of §63.6645(f).

(i) The stationary RICE is a new or reconstructed emergency stationary RICE with a site rating of more than 500 brake HP located at a major source of HAP emissions that does not operate or is not contractually obligated to be available for more than 15 hours per calendar year for the purposes specified in §63.6640(f)(2)(ii) and (iii).

(ii) The stationary RICE is a new or reconstructed limited use stationary RICE with a site rating of more than 500 brake HP located at a major source of HAP emissions.

(2) A new or reconstructed stationary RICE with a site rating of more than 500 brake HP located at a major source of HAP emissions which combusts landfill or digester gas equivalent to 10 percent or more of the gross heat input on an annual basis must meet the initial notification requirements of §63.6645(f) and the requirements of §§63.6625(c), 63.6650(g), and 63.6655(c). These stationary RICE do not have to meet the emission limitations and operating limitations of this subpart.

(3) The following stationary RICE do not have to meet the requirements of this subpart and of subpart A of this part, including initial notification requirements:

(i) Existing spark ignition 2 stroke lean burn (2SLB) stationary RICE with a site rating of more than 500 brake HP located at a major source of HAP emissions;

(ii) Existing spark ignition 4 stroke lean burn (4SLB) stationary RICE with a site rating of more than 500 brake HP located at a major source of HAP emissions;

(iii) Existing emergency stationary RICE with a site rating of more than 500 brake HP located at a major source of HAP emissions that does not operate or is not contractually obligated to be available for more than 15 hours per calendar year for the purposes specified in §63.6640(f)(2)(ii) and (iii).

(iv) Existing limited use stationary RICE with a site rating of more than 500 brake HP located at a major source of HAP emissions;

(v) Existing stationary RICE with a site rating of more than 500 brake HP located at a major source of HAP emissions that combusts landfill gas or digester gas equivalent to 10 percent or more of the gross heat input on an annual basis;

(c) *Stationary RICE subject to Regulations under 40 CFR Part 60.* An affected source that meets any of the criteria in paragraphs (c)(1) through (7) of this section must meet the requirements of this part by meeting the requirements of 40 CFR part 60 subpart IIII, for compression ignition engines or 40 CFR part 60 subpart JJJJ, for spark ignition engines. No further requirements apply for such engines under this part.

(1) A new or reconstructed stationary RICE located at an area source;

(2) A new or reconstructed 2SLB stationary RICE with a site rating of less than or equal to 500 brake HP located at a major source of HAP emissions;

(3) A new or reconstructed 4SLB stationary RICE with a site rating of less than 250 brake HP located at a major source of HAP emissions;

(4) A new or reconstructed spark ignition 4 stroke rich burn (4SRB) stationary RICE with a site rating of less than or equal to 500 brake HP located at a major source of HAP emissions;

(5) A new or reconstructed stationary RICE with a site rating of less than or equal to 500 brake HP located at a major source of HAP emissions which combusts landfill or digester gas equivalent to 10 percent or more of the gross heat input on an annual basis;

(6) A new or reconstructed emergency or limited use stationary RICE with a site rating of less than or equal to 500 brake HP located at a major source of HAP emissions;

(7) A new or reconstructed compression ignition (CI) stationary RICE with a site rating of less than or equal to 500 brake HP located at a major source of HAP emissions.

[69 FR 33506, June 15, 2004, as amended at 73 FR 3604, Jan. 18, 2008; 75 FR 9674, Mar. 3, 2010; 75 FR 37733, June 30, 2010; 75 FR 51588, Aug. 20, 2010; 78 FR 6700, Jan. 30, 2013]

#### **§63.6595 When do I have to comply with this subpart?**

(a) *Affected sources.* (1) If you have an existing stationary RICE, excluding existing non-emergency CI stationary RICE, with a site rating of more than 500 brake HP located at a major source of HAP emissions, you must comply with the applicable emission limitations, operating limitations and other requirements no later than June 15, 2007. If you have an existing non-emergency CI stationary RICE with a site rating of more than 500 brake HP located at a major source of HAP emissions, an existing stationary CI RICE with a site rating of less than or equal to 500 brake HP located at a major source of HAP emissions, or an existing stationary CI RICE located at an area source of HAP emissions, you must comply with the applicable emission limitations, operating limitations, and other requirements no later than May 3, 2013. If you have an existing stationary SI RICE with a site rating of less than or equal to 500 brake HP located at a major source of HAP emissions, or an existing stationary SI RICE located at an area source of HAP emissions, you must comply with the applicable emission limitations, operating limitations, and other requirements no later than October 19, 2013.

(2) If you start up your new or reconstructed stationary RICE with a site rating of more than 500 brake HP located at a major source of HAP emissions before August 16, 2004, you must comply with the applicable emission limitations and operating limitations in this subpart no later than August 16, 2004.

(3) If you start up your new or reconstructed stationary RICE with a site rating of more than 500 brake HP located at a major source of HAP emissions after August 16, 2004, you must comply with the applicable emission limitations and operating limitations in this subpart upon startup of your affected source.

(4) If you start up your new or reconstructed stationary RICE with a site rating of less than or equal to 500 brake HP located at a major source of HAP emissions before January 18, 2008, you must comply with the applicable emission limitations and operating limitations in this subpart no later than January 18, 2008.

(5) If you start up your new or reconstructed stationary RICE with a site rating of less than or equal to 500 brake HP located at a major source of HAP emissions after January 18, 2008, you must comply

with the applicable emission limitations and operating limitations in this subpart upon startup of your affected source.

(6) If you start up your new or reconstructed stationary RICE located at an area source of HAP emissions before January 18, 2008, you must comply with the applicable emission limitations and operating limitations in this subpart no later than January 18, 2008.

(7) If you start up your new or reconstructed stationary RICE located at an area source of HAP emissions after January 18, 2008, you must comply with the applicable emission limitations and operating limitations in this subpart upon startup of your affected source.

(b) *Area sources that become major sources.* If you have an area source that increases its emissions or its potential to emit such that it becomes a major source of HAP, the compliance dates in paragraphs (b)(1) and (2) of this section apply to you.

(1) Any stationary RICE for which construction or reconstruction is commenced after the date when your area source becomes a major source of HAP must be in compliance with this subpart upon startup of your affected source.

(2) Any stationary RICE for which construction or reconstruction is commenced before your area source becomes a major source of HAP must be in compliance with the provisions of this subpart that are applicable to RICE located at major sources within 3 years after your area source becomes a major source of HAP.

(c) If you own or operate an affected source, you must meet the applicable notification requirements in §63.6645 and in 40 CFR part 63, subpart A.

[69 FR 33506, June 15, 2004, as amended at 73 FR 3604, Jan. 18, 2008; 75 FR 9675, Mar. 3, 2010; 75 FR 51589, Aug. 20, 2010; 78 FR 6701, Jan. 30, 2013]

## **EMISSION AND OPERATING LIMITATIONS**

### **§63.6600 What emission limitations and operating limitations must I meet if I own or operate a stationary RICE with a site rating of more than 500 brake HP located at a major source of HAP emissions?**

Compliance with the numerical emission limitations established in this subpart is based on the results of testing the average of three 1-hour runs using the testing requirements and procedures in §63.6620 and Table 4 to this subpart.

(a) If you own or operate an existing, new, or reconstructed spark ignition 4SRB stationary RICE with a site rating of more than 500 brake HP located at a major source of HAP emissions, you must comply with the emission limitations in Table 1a to this subpart and the operating limitations in Table 1b to this subpart which apply to you.

(b) If you own or operate a new or reconstructed 2SLB stationary RICE with a site rating of more than 500 brake HP located at major source of HAP emissions, a new or reconstructed 4SLB stationary RICE with a site rating of more than 500 brake HP located at major source of HAP emissions, or a new or reconstructed CI stationary RICE with a site rating of more than 500 brake HP located at a major source of HAP emissions, you must comply with the emission limitations in Table 2a to this subpart and the operating limitations in Table 2b to this subpart which apply to you.

(c) If you own or operate any of the following stationary RICE with a site rating of more than 500 brake HP located at a major source of HAP emissions, you do not need to comply with the emission limitations in Tables 1a, 2a, 2c, and 2d to this subpart or operating limitations in Tables 1b and 2b to this subpart: an existing 2SLB stationary RICE; an existing 4SLB stationary RICE; a stationary RICE that combusts landfill gas or digester gas equivalent to 10 percent or more of the gross heat input on an annual basis; an emergency stationary RICE; or a limited use stationary RICE.

(d) If you own or operate an existing non-emergency stationary CI RICE with a site rating of more than 500 brake HP located at a major source of HAP emissions, you must comply with the emission limitations in Table 2c to this subpart and the operating limitations in Table 2b to this subpart which apply to you.

[73 FR 3605, Jan. 18, 2008, as amended at 75 FR 9675, Mar. 3, 2010]

**§63.6601 What emission limitations must I meet if I own or operate a new or reconstructed 4SLB stationary RICE with a site rating of greater than or equal to 250 brake HP and less than or equal to 500 brake HP located at a major source of HAP emissions?**

Compliance with the numerical emission limitations established in this subpart is based on the results of testing the average of three 1-hour runs using the testing requirements and procedures in §63.6620 and Table 4 to this subpart. If you own or operate a new or reconstructed 4SLB stationary RICE with a site rating of greater than or equal to 250 and less than or equal to 500 brake HP located at major source of HAP emissions manufactured on or after January 1, 2008, you must comply with the emission limitations in Table 2a to this subpart and the operating limitations in Table 2b to this subpart which apply to you.

[73 FR 3605, Jan. 18, 2008, as amended at 75 FR 9675, Mar. 3, 2010; 75 FR 51589, Aug. 20, 2010]

**§63.6602 What emission limitations and other requirements must I meet if I own or operate an existing stationary RICE with a site rating of equal to or less than 500 brake HP located at a major source of HAP emissions?**

If you own or operate an existing stationary RICE with a site rating of equal to or less than 500 brake HP located at a major source of HAP emissions, you must comply with the emission limitations and other requirements in Table 2c to this subpart which apply to you. Compliance with the numerical emission limitations established in this subpart is based on the results of testing the average of three 1-hour runs using the testing requirements and procedures in §63.6620 and Table 4 to this subpart.

[78 FR 6701, Jan. 30, 2013]

**§63.6603 What emission limitations, operating limitations, and other requirements must I meet if I own or operate an existing stationary RICE located at an area source of HAP emissions?**

Compliance with the numerical emission limitations established in this subpart is based on the results of testing the average of three 1-hour runs using the testing requirements and procedures in §63.6620 and Table 4 to this subpart.

(a) If you own or operate an existing stationary RICE located at an area source of HAP emissions, you must comply with the requirements in Table 2d to this subpart and the operating limitations in Table 2b to this subpart that apply to you.

(b) If you own or operate an existing stationary non-emergency CI RICE with a site rating of more than 300 HP located at an area source of HAP that meets either paragraph (b)(1) or (2) of this section, you do not have to meet the numerical CO emission limitations specified in Table 2d of this subpart.

Existing stationary non-emergency CI RICE with a site rating of more than 300 HP located at an area source of HAP that meet either paragraph (b)(1) or (2) of this section must meet the management practices that are shown for stationary non-emergency CI RICE with a site rating of less than or equal to 300 HP in Table 2d of this subpart.

(1) The area source is located in an area of Alaska that is not accessible by the Federal Aid Highway System (FAHS).

(2) The stationary RICE is located at an area source that meets paragraphs (b)(2)(i), (ii), and (iii) of this section.

(i) The only connection to the FAHS is through the Alaska Marine Highway System (AMHS), or the stationary RICE operation is within an isolated grid in Alaska that is not connected to the statewide electrical grid referred to as the Alaska Railbelt Grid.

(ii) At least 10 percent of the power generated by the stationary RICE on an annual basis is used for residential purposes.

(iii) The generating capacity of the area source is less than 12 megawatts, or the stationary RICE is used exclusively for backup power for renewable energy.

(c) If you own or operate an existing stationary non-emergency CI RICE with a site rating of more than 300 HP located on an offshore vessel that is an area source of HAP and is a nonroad vehicle that is an Outer Continental Shelf (OCS) source as defined in 40 CFR 55.2, you do not have to meet the numerical CO emission limitations specified in Table 2d of this subpart. You must meet all of the following management practices:

(1) Change oil every 1,000 hours of operation or annually, whichever comes first. Sources have the option to utilize an oil analysis program as described in §63.6625(i) in order to extend the specified oil change requirement.

(2) Inspect and clean air filters every 750 hours of operation or annually, whichever comes first, and replace as necessary.

(3) Inspect fuel filters and belts, if installed, every 750 hours of operation or annually, whichever comes first, and replace as necessary.

(4) Inspect all flexible hoses every 1,000 hours of operation or annually, whichever comes first, and replace as necessary.

(d) If you own or operate an existing non-emergency CI RICE with a site rating of more than 300 HP located at an area source of HAP emissions that is certified to the Tier 1 or Tier 2 emission standards in Table 1 of 40 CFR 89.112 and that is subject to an enforceable state or local standard that requires the engine to be replaced no later than June 1, 2018, you may until January 1, 2015, or 12 years after the installation date of the engine (whichever is later), but not later than June 1, 2018, choose to comply with the management practices that are shown for stationary non-emergency CI RICE with a site rating of less than or equal to 300 HP in Table 2d of this subpart instead of the applicable emission limitations in Table 2d, operating limitations in Table 2b, and crankcase ventilation system requirements in §63.6625(g). You must comply with the emission limitations in Table 2d and operating limitations in Table 2b that apply for non-emergency CI RICE with a site rating of more than 300 HP located at an area source of HAP emissions by January 1, 2015, or 12 years after the installation date of the engine (whichever is later), but not later than June 1, 2018. You must also comply with the crankcase ventilation system requirements in



§63.6625(g) by January 1, 2015, or 12 years after the installation date of the engine (whichever is later), but not later than June 1, 2018.

(e) If you own or operate an existing non-emergency CI RICE with a site rating of more than 300 HP located at an area source of HAP emissions that is certified to the Tier 3 (Tier 2 for engines above 560 kilowatt (kW)) emission standards in Table 1 of 40 CFR 89.112, you may comply with the requirements under this part by meeting the requirements for Tier 3 engines (Tier 2 for engines above 560 kW) in 40 CFR part 60 subpart IIII instead of the emission limitations and other requirements that would otherwise apply under this part for existing non-emergency CI RICE with a site rating of more than 300 HP located at an area source of HAP emissions.

(f) An existing non-emergency SI 4SLB and 4SRB stationary RICE with a site rating of more than 500 HP located at area sources of HAP must meet the definition of remote stationary RICE in §63.6675 on the initial compliance date for the engine, October 19, 2013, in order to be considered a remote stationary RICE under this subpart. Owners and operators of existing non-emergency SI 4SLB and 4SRB stationary RICE with a site rating of more than 500 HP located at area sources of HAP that meet the definition of remote stationary RICE in §63.6675 of this subpart as of October 19, 2013 must evaluate the status of their stationary RICE every 12 months. Owners and operators must keep records of the initial and annual evaluation of the status of the engine. If the evaluation indicates that the stationary RICE no longer meets the definition of remote stationary RICE in §63.6675 of this subpart, the owner or operator must comply with all of the requirements for existing non-emergency SI 4SLB and 4SRB stationary RICE with a site rating of more than 500 HP located at area sources of HAP that are not remote stationary RICE within 1 year of the evaluation.

[75 FR 9675, Mar. 3, 2010, as amended at 75 FR 51589, Aug. 20, 2010; 76 FR 12866, Mar. 9, 2011; 78 FR 6701, Jan. 30, 2013]

#### **§63.6604 What fuel requirements must I meet if I own or operate a stationary CI RICE?**

(a) If you own or operate an existing non-emergency, non-black start CI stationary RICE with a site rating of more than 300 brake HP with a displacement of less than 30 liters per cylinder that uses diesel fuel, you must use diesel fuel that meets the requirements in 40 CFR 80.510(b) for nonroad diesel fuel.

(b) Beginning January 1, 2015, if you own or operate an existing emergency CI stationary RICE with a site rating of more than 100 brake HP and a displacement of less than 30 liters per cylinder that uses diesel fuel and operates or is contractually obligated to be available for more than 15 hours per calendar year for the purposes specified in §63.6640(f)(2)(ii) and (iii) or that operates for the purpose specified in §63.6640(f)(4)(ii), you must use diesel fuel that meets the requirements in 40 CFR 80.510(b) for nonroad diesel fuel, except that any existing diesel fuel purchased (or otherwise obtained) prior to January 1, 2015, may be used until depleted.

(c) Beginning January 1, 2015, if you own or operate a new emergency CI stationary RICE with a site rating of more than 500 brake HP and a displacement of less than 30 liters per cylinder located at a major source of HAP that uses diesel fuel and operates or is contractually obligated to be available for more than 15 hours per calendar year for the purposes specified in §63.6640(f)(2)(ii) and (iii), you must use diesel fuel that meets the requirements in 40 CFR 80.510(b) for nonroad diesel fuel, except that any existing diesel fuel purchased (or otherwise obtained) prior to January 1, 2015, may be used until depleted.

(d) Existing CI stationary RICE located in Guam, American Samoa, the Commonwealth of the Northern Mariana Islands, at area sources in areas of Alaska that meet either §63.6603(b)(1) or §63.6603(b)(2), or are on offshore vessels that meet §63.6603(c) are exempt from the requirements of this section.

[78 FR 6702, Jan. 30, 2013]

## **GENERAL COMPLIANCE REQUIREMENTS**

### **§63.6605 What are my general requirements for complying with this subpart?**

(a) You must be in compliance with the emission limitations, operating limitations, and other requirements in this subpart that apply to you at all times.

(b) At all times you must operate and maintain any affected source, including associated air pollution control equipment and monitoring equipment, in a manner consistent with safety and good air pollution control practices for minimizing emissions. The general duty to minimize emissions does not require you to make any further efforts to reduce emissions if levels required by this standard have been achieved. Determination of whether such operation and maintenance procedures are being used will be based on information available to the Administrator which may include, but is not limited to, monitoring results, review of operation and maintenance procedures, review of operation and maintenance records, and inspection of the source.

[75 FR 9675, Mar. 3, 2010, as amended at 78 FR 6702, Jan. 30, 2013]

## **TESTING AND INITIAL COMPLIANCE REQUIREMENTS**

### **§63.6610 By what date must I conduct the initial performance tests or other initial compliance demonstrations if I own or operate a stationary RICE with a site rating of more than 500 brake HP located at a major source of HAP emissions?**

If you own or operate a stationary RICE with a site rating of more than 500 brake HP located at a major source of HAP emissions you are subject to the requirements of this section.

(a) You must conduct the initial performance test or other initial compliance demonstrations in Table 4 to this subpart that apply to you within 180 days after the compliance date that is specified for your stationary RICE in §63.6595 and according to the provisions in §63.7(a)(2).

(b) If you commenced construction or reconstruction between December 19, 2002 and June 15, 2004 and own or operate stationary RICE with a site rating of more than 500 brake HP located at a major source of HAP emissions, you must demonstrate initial compliance with either the proposed emission limitations or the promulgated emission limitations no later than February 10, 2005 or no later than 180 days after startup of the source, whichever is later, according to §63.7(a)(2)(ix).

(c) If you commenced construction or reconstruction between December 19, 2002 and June 15, 2004 and own or operate stationary RICE with a site rating of more than 500 brake HP located at a major source of HAP emissions, and you chose to comply with the proposed emission limitations when demonstrating initial compliance, you must conduct a second performance test to demonstrate compliance with the promulgated emission limitations by December 13, 2007 or after startup of the source, whichever is later, according to §63.7(a)(2)(ix).

(d) An owner or operator is not required to conduct an initial performance test on units for which a performance test has been previously conducted, but the test must meet all of the conditions described in paragraphs (d)(1) through (5) of this section.

(1) The test must have been conducted using the same methods specified in this subpart, and these methods must have been followed correctly.

(2) The test must not be older than 2 years.

(3) The test must be reviewed and accepted by the Administrator.

(4) Either no process or equipment changes must have been made since the test was performed, or the owner or operator must be able to demonstrate that the results of the performance test, with or without adjustments, reliably demonstrate compliance despite process or equipment changes.

(5) The test must be conducted at any load condition within plus or minus 10 percent of 100 percent load.

[69 FR 33506, June 15, 2004, as amended at 73 FR 3605, Jan. 18, 2008]

**§63.6611 By what date must I conduct the initial performance tests or other initial compliance demonstrations if I own or operate a new or reconstructed 4SLB SI stationary RICE with a site rating of greater than or equal to 250 and less than or equal to 500 brake HP located at a major source of HAP emissions?**

If you own or operate a new or reconstructed 4SLB stationary RICE with a site rating of greater than or equal to 250 and less than or equal to 500 brake HP located at a major source of HAP emissions, you must conduct an initial performance test within 240 days after the compliance date that is specified for your stationary RICE in §63.6595 and according to the provisions specified in Table 4 to this subpart, as appropriate.

[73 FR 3605, Jan. 18, 2008, as amended at 75 FR 51589, Aug. 20, 2010]

**§63.6612 By what date must I conduct the initial performance tests or other initial compliance demonstrations if I own or operate an existing stationary RICE with a site rating of less than or equal to 500 brake HP located at a major source of HAP emissions or an existing stationary RICE located at an area source of HAP emissions?**

If you own or operate an existing stationary RICE with a site rating of less than or equal to 500 brake HP located at a major source of HAP emissions or an existing stationary RICE located at an area source of HAP emissions you are subject to the requirements of this section.

(a) You must conduct any initial performance test or other initial compliance demonstration according to Tables 4 and 5 to this subpart that apply to you within 180 days after the compliance date that is specified for your stationary RICE in §63.6595 and according to the provisions in §63.7(a)(2).

(b) An owner or operator is not required to conduct an initial performance test on a unit for which a performance test has been previously conducted, but the test must meet all of the conditions described in paragraphs (b)(1) through (4) of this section.

(1) The test must have been conducted using the same methods specified in this subpart, and these methods must have been followed correctly.

(2) The test must not be older than 2 years.

(3) The test must be reviewed and accepted by the Administrator.

(4) Either no process or equipment changes must have been made since the test was performed, or the owner or operator must be able to demonstrate that the results of the performance test, with or without adjustments, reliably demonstrate compliance despite process or equipment changes.

**§63.6615 When must I conduct subsequent performance tests?**

If you must comply with the emission limitations and operating limitations, you must conduct subsequent performance tests as specified in Table 3 of this subpart.

**§63.6620 What performance tests and other procedures must I use?**

(a) You must conduct each performance test in Tables 3 and 4 of this subpart that applies to you.

(b) Each performance test must be conducted according to the requirements that this subpart specifies in Table 4 to this subpart. If you own or operate a non-operational stationary RICE that is subject to performance testing, you do not need to start up the engine solely to conduct the performance test. Owners and operators of a non-operational engine can conduct the performance test when the engine is started up again. The test must be conducted at any load condition within plus or minus 10 percent of 100 percent load for the stationary RICE listed in paragraphs (b)(1) through (4) of this section.

(1) Non-emergency 4SRB stationary RICE with a site rating of greater than 500 brake HP located at a major source of HAP emissions.

(2) New non-emergency 4SLB stationary RICE with a site rating of greater than or equal to 250 brake HP located at a major source of HAP emissions.

(3) New non-emergency 2SLB stationary RICE with a site rating of greater than 500 brake HP located at a major source of HAP emissions.

(4) New non-emergency CI stationary RICE with a site rating of greater than 500 brake HP located at a major source of HAP emissions.

(c) [Reserved]

(d) You must conduct three separate test runs for each performance test required in this section, as specified in §63.7(e)(3). Each test run must last at least 1 hour, unless otherwise specified in this subpart.

(e)(1) You must use Equation 1 of this section to determine compliance with the percent reduction requirement:

$$\frac{C_i - C_o}{C_i} \times 100 = R \quad (\text{Eq. 1})$$

Where:

$C_i$  = concentration of carbon monoxide (CO), total hydrocarbons (THC), or formaldehyde at the control device inlet,

$C_o$  = concentration of CO, THC, or formaldehyde at the control device outlet, and

R = percent reduction of CO, THC, or formaldehyde emissions.

(2) You must normalize the CO, THC, or formaldehyde concentrations at the inlet and outlet of the control device to a dry basis and to 15 percent oxygen, or an equivalent percent carbon dioxide (CO<sub>2</sub>). If pollutant concentrations are to be corrected to 15 percent oxygen and CO<sub>2</sub> concentration is measured in lieu of oxygen concentration measurement, a CO<sub>2</sub> correction factor is needed. Calculate the CO<sub>2</sub> correction factor as described in paragraphs (e)(2)(i) through (iii) of this section.

(i) Calculate the fuel-specific  $F_o$  value for the fuel burned during the test using values obtained from Method 19, Section 5.2, and the following equation:

$$F_o = \frac{0.209 F_d}{F_c} \quad (\text{Eq. 2})$$

Where:

$F_o$  = Fuel factor based on the ratio of oxygen volume to the ultimate  $\text{CO}_2$  volume produced by the fuel at zero percent excess air.

0.209 = Fraction of air that is oxygen, percent/100.

$F_d$  = Ratio of the volume of dry effluent gas to the gross calorific value of the fuel from Method 19,  $\text{dsm}^3/\text{J}$  ( $\text{dscf}/10^6$  Btu).

$F_c$  = Ratio of the volume of  $\text{CO}_2$  produced to the gross calorific value of the fuel from Method 19,  $\text{dsm}^3/\text{J}$  ( $\text{dscf}/10^6$  Btu)

(ii) Calculate the  $\text{CO}_2$  correction factor for correcting measurement data to 15 percent  $\text{O}_2$ , as follows:

$$X_{\text{CO}_2} = \frac{5.9}{F_o} \quad (\text{Eq. 3})$$

Where:

$X_{\text{CO}_2}$  =  $\text{CO}_2$  correction factor, percent.

5.9 = 20.9 percent  $\text{O}_2$ —15 percent  $\text{O}_2$ , the defined  $\text{O}_2$  correction value, percent.

(iii) Calculate the CO, THC, and formaldehyde gas concentrations adjusted to 15 percent  $\text{O}_2$  using  $\text{CO}_2$  as follows:

$$C_{\text{adj}} = C_d \frac{X_{\text{CO}_2}}{\% \text{CO}_2} \quad (\text{Eq. 4})$$

Where:

$C_{\text{adj}}$  = Calculated concentration of CO, THC, or formaldehyde adjusted to 15 percent  $\text{O}_2$ .

$C_d$  = Measured concentration of CO, THC, or formaldehyde, uncorrected.

$X_{\text{CO}_2}$  =  $\text{CO}_2$  correction factor, percent.

$\% \text{CO}_2$  = Measured  $\text{CO}_2$  concentration measured, dry basis, percent.

(f) If you comply with the emission limitation to reduce CO and you are not using an oxidation catalyst, if you comply with the emission limitation to reduce formaldehyde and you are not using NSCR, or if you comply with the emission limitation to limit the concentration of formaldehyde in the stationary RICE exhaust and you are not using an oxidation catalyst or NSCR, you must petition the Administrator for operating limitations to be established during the initial performance test and continuously monitored thereafter; or for approval of no operating limitations. You must not conduct the initial performance test until after the petition has been approved by the Administrator.

(g) If you petition the Administrator for approval of operating limitations, your petition must include the information described in paragraphs (g)(1) through (5) of this section.

(1) Identification of the specific parameters you propose to use as operating limitations;

(2) A discussion of the relationship between these parameters and HAP emissions, identifying how HAP emissions change with changes in these parameters, and how limitations on these parameters will serve to limit HAP emissions;

(3) A discussion of how you will establish the upper and/or lower values for these parameters which will establish the limits on these parameters in the operating limitations;

(4) A discussion identifying the methods you will use to measure and the instruments you will use to monitor these parameters, as well as the relative accuracy and precision of these methods and instruments; and

(5) A discussion identifying the frequency and methods for recalibrating the instruments you will use for monitoring these parameters.

(h) If you petition the Administrator for approval of no operating limitations, your petition must include the information described in paragraphs (h)(1) through (7) of this section.

(1) Identification of the parameters associated with operation of the stationary RICE and any emission control device which could change intentionally (e.g., operator adjustment, automatic controller adjustment, etc.) or unintentionally (e.g., wear and tear, error, etc.) on a routine basis or over time;

(2) A discussion of the relationship, if any, between changes in the parameters and changes in HAP emissions;

(3) For the parameters which could change in such a way as to increase HAP emissions, a discussion of whether establishing limitations on the parameters would serve to limit HAP emissions;

(4) For the parameters which could change in such a way as to increase HAP emissions, a discussion of how you could establish upper and/or lower values for the parameters which would establish limits on the parameters in operating limitations;

(5) For the parameters, a discussion identifying the methods you could use to measure them and the instruments you could use to monitor them, as well as the relative accuracy and precision of the methods and instruments;

(6) For the parameters, a discussion identifying the frequency and methods for recalibrating the instruments you could use to monitor them; and

(7) A discussion of why, from your point of view, it is infeasible or unreasonable to adopt the parameters as operating limitations.

(i) The engine percent load during a performance test must be determined by documenting the calculations, assumptions, and measurement devices used to measure or estimate the percent load in a specific application. A written report of the average percent load determination must be included in the notification of compliance status. The following information must be included in the written report: the engine model number, the engine manufacturer, the year of purchase, the manufacturer's site-rated brake horsepower, the ambient temperature, pressure, and humidity during the performance test, and all assumptions that were made to estimate or calculate percent load during the performance test must be clearly explained. If measurement devices such as flow meters, kilowatt meters, beta analyzers, stain gauges, etc. are used, the model number of the measurement device, and an estimate of its accurate in percentage of true value must be provided.

[69 FR 33506, June 15, 2004, as amended at 75 FR 9676, Mar. 3, 2010; 78 FR 6702, Jan. 30, 2013]

**§63.6625 What are my monitoring, installation, collection, operation, and maintenance requirements?**

(a) If you elect to install a CEMS as specified in Table 5 of this subpart, you must install, operate, and maintain a CEMS to monitor CO and either O<sub>2</sub> or CO<sub>2</sub> according to the requirements in paragraphs (a)(1) through (4) of this section. If you are meeting a requirement to reduce CO emissions, the CEMS must be installed at both the inlet and outlet of the control device. If you are meeting a requirement to limit the concentration of CO, the CEMS must be installed at the outlet of the control device.

(1) Each CEMS must be installed, operated, and maintained according to the applicable performance specifications of 40 CFR part 60, appendix B.

(2) You must conduct an initial performance evaluation and an annual relative accuracy test audit (RATA) of each CEMS according to the requirements in §63.8 and according to the applicable performance specifications of 40 CFR part 60, appendix B as well as daily and periodic data quality checks in accordance with 40 CFR part 60, appendix F, procedure 1.

(3) As specified in §63.8(c)(4)(ii), each CEMS must complete a minimum of one cycle of operation (sampling, analyzing, and data recording) for each successive 15-minute period. You must have at least two data points, with each representing a different 15-minute period, to have a valid hour of data.

(4) The CEMS data must be reduced as specified in §63.8(g)(2) and recorded in parts per million or parts per billion (as appropriate for the applicable limitation) at 15 percent oxygen or the equivalent CO<sub>2</sub> concentration.

(b) If you are required to install a continuous parameter monitoring system (CPMS) as specified in Table 5 of this subpart, you must install, operate, and maintain each CPMS according to the requirements in paragraphs (b)(1) through (6) of this section. For an affected source that is complying with the emission limitations and operating limitations on March 9, 2011, the requirements in paragraph (b) of this section are applicable September 6, 2011.

(1) You must prepare a site-specific monitoring plan that addresses the monitoring system design, data collection, and the quality assurance and quality control elements outlined in paragraphs (b)(1)(i) through (v) of this section and in §63.8(d). As specified in §63.8(f)(4), you may request approval of monitoring system quality assurance and quality control procedures alternative to those specified in paragraphs (b)(1) through (5) of this section in your site-specific monitoring plan.

(i) The performance criteria and design specifications for the monitoring system equipment, including the sample interface, detector signal analyzer, and data acquisition and calculations;

(ii) Sampling interface (e.g., thermocouple) location such that the monitoring system will provide representative measurements;

(iii) Equipment performance evaluations, system accuracy audits, or other audit procedures;

(iv) Ongoing operation and maintenance procedures in accordance with provisions in §63.8(c)(1)(ii) and (c)(3); and

(v) Ongoing reporting and recordkeeping procedures in accordance with provisions in §63.10(c), (e)(1), and (e)(2)(i).

(2) You must install, operate, and maintain each CPMS in continuous operation according to the procedures in your site-specific monitoring plan.

(3) The CPMS must collect data at least once every 15 minutes (see also §63.6635).

(4) For a CPMS for measuring temperature range, the temperature sensor must have a minimum tolerance of 2.8 degrees Celsius (5 degrees Fahrenheit) or 1 percent of the measurement range, whichever is larger.

(5) You must conduct the CPMS equipment performance evaluation, system accuracy audits, or other audit procedures specified in your site-specific monitoring plan at least annually.

(6) You must conduct a performance evaluation of each CPMS in accordance with your site-specific monitoring plan.

(c) If you are operating a new or reconstructed stationary RICE which fires landfill gas or digester gas equivalent to 10 percent or more of the gross heat input on an annual basis, you must monitor and record your fuel usage daily with separate fuel meters to measure the volumetric flow rate of each fuel. In addition, you must operate your stationary RICE in a manner which reasonably minimizes HAP emissions.

(d) If you are operating a new or reconstructed emergency 4SLB stationary RICE with a site rating of greater than or equal to 250 and less than or equal to 500 brake HP located at a major source of HAP emissions, you must install a non-resettable hour meter prior to the startup of the engine.

(e) If you own or operate any of the following stationary RICE, you must operate and maintain the stationary RICE and after-treatment control device (if any) according to the manufacturer's emission-related written instructions or develop your own maintenance plan which must provide to the extent practicable for the maintenance and operation of the engine in a manner consistent with good air pollution control practice for minimizing emissions:

(1) An existing stationary RICE with a site rating of less than 100 HP located at a major source of HAP emissions;

(2) An existing emergency or black start stationary RICE with a site rating of less than or equal to 500 HP located at a major source of HAP emissions;

(3) An existing emergency or black start stationary RICE located at an area source of HAP emissions;

(4) An existing non-emergency, non-black start stationary CI RICE with a site rating less than or equal to 300 HP located at an area source of HAP emissions;

(5) An existing non-emergency, non-black start 2SLB stationary RICE located at an area source of HAP emissions;

(6) An existing non-emergency, non-black start stationary RICE located at an area source of HAP emissions which combusts landfill or digester gas equivalent to 10 percent or more of the gross heat input on an annual basis.

(7) An existing non-emergency, non-black start 4SLB stationary RICE with a site rating less than or equal to 500 HP located at an area source of HAP emissions;

(8) An existing non-emergency, non-black start 4SRB stationary RICE with a site rating less than or equal to 500 HP located at an area source of HAP emissions;



(9) An existing, non-emergency, non-black start 4SLB stationary RICE with a site rating greater than 500 HP located at an area source of HAP emissions that is operated 24 hours or less per calendar year; and

(10) An existing, non-emergency, non-black start 4SRB stationary RICE with a site rating greater than 500 HP located at an area source of HAP emissions that is operated 24 hours or less per calendar year.

(f) If you own or operate an existing emergency stationary RICE with a site rating of less than or equal to 500 brake HP located at a major source of HAP emissions or an existing emergency stationary RICE located at an area source of HAP emissions, you must install a non-resettable hour meter if one is not already installed.

(g) If you own or operate an existing non-emergency, non-black start CI engine greater than or equal to 300 HP that is not equipped with a closed crankcase ventilation system, you must comply with either paragraph (g)(1) or paragraph (2) of this section. Owners and operators must follow the manufacturer's specified maintenance requirements for operating and maintaining the open or closed crankcase ventilation systems and replacing the crankcase filters, or can request the Administrator to approve different maintenance requirements that are as protective as manufacturer requirements. Existing CI engines located at area sources in areas of Alaska that meet either §63.6603(b)(1) or §63.6603(b)(2) do not have to meet the requirements of this paragraph (g). Existing CI engines located on offshore vessels that meet §63.6603(c) do not have to meet the requirements of this paragraph (g).

(1) Install a closed crankcase ventilation system that prevents crankcase emissions from being emitted to the atmosphere, or

(2) Install an open crankcase filtration emission control system that reduces emissions from the crankcase by filtering the exhaust stream to remove oil mist, particulates and metals.

(h) If you operate a new, reconstructed, or existing stationary engine, you must minimize the engine's time spent at idle during startup and minimize the engine's startup time to a period needed for appropriate and safe loading of the engine, not to exceed 30 minutes, after which time the emission standards applicable to all times other than startup in Tables 1a, 2a, 2c, and 2d to this subpart apply.

(i) If you own or operate a stationary CI engine that is subject to the work, operation or management practices in items 1 or 2 of Table 2c to this subpart or in items 1 or 4 of Table 2d to this subpart, you have the option of utilizing an oil analysis program in order to extend the specified oil change requirement in Tables 2c and 2d to this subpart. The oil analysis must be performed at the same frequency specified for changing the oil in Table 2c or 2d to this subpart. The analysis program must at a minimum analyze the following three parameters: Total Base Number, viscosity, and percent water content. The condemning limits for these parameters are as follows: Total Base Number is less than 30 percent of the Total Base Number of the oil when new; viscosity of the oil has changed by more than 20 percent from the viscosity of the oil when new; or percent water content (by volume) is greater than 0.5. If all of these condemning limits are not exceeded, the engine owner or operator is not required to change the oil. If any of the limits are exceeded, the engine owner or operator must change the oil within 2 business days of receiving the results of the analysis; if the engine is not in operation when the results of the analysis are received, the engine owner or operator must change the oil within 2 business days or before commencing operation, whichever is later. The owner or operator must keep records of the parameters that are analyzed as part of the program, the results of the analysis, and the oil changes for the engine. The analysis program must be part of the maintenance plan for the engine.

(j) If you own or operate a stationary SI engine that is subject to the work, operation or management practices in items 6, 7, or 8 of Table 2c to this subpart or in items 5, 6, 7, 9, or 11 of Table 2d to this subpart, you have the option of utilizing an oil analysis program in order to extend the specified oil change

requirement in Tables 2c and 2d to this subpart. The oil analysis must be performed at the same frequency specified for changing the oil in Table 2c or 2d to this subpart. The analysis program must at a minimum analyze the following three parameters: Total Acid Number, viscosity, and percent water content. The condemning limits for these parameters are as follows: Total Acid Number increases by more than 3.0 milligrams of potassium hydroxide (KOH) per gram from Total Acid Number of the oil when new; viscosity of the oil has changed by more than 20 percent from the viscosity of the oil when new; or percent water content (by volume) is greater than 0.5. If all of these condemning limits are not exceeded, the engine owner or operator is not required to change the oil. If any of the limits are exceeded, the engine owner or operator must change the oil within 2 business days of receiving the results of the analysis; if the engine is not in operation when the results of the analysis are received, the engine owner or operator must change the oil within 2 business days or before commencing operation, whichever is later. The owner or operator must keep records of the parameters that are analyzed as part of the program, the results of the analysis, and the oil changes for the engine. The analysis program must be part of the maintenance plan for the engine.

[69 FR 33506, June 15, 2004, as amended at 73 FR 3606, Jan. 18, 2008; 75 FR 9676, Mar. 3, 2010; 75 FR 51589, Aug. 20, 2010; 76 FR 12866, Mar. 9, 2011; 78 FR 6703, Jan. 30, 2013]

**§63.6630 How do I demonstrate initial compliance with the emission limitations, operating limitations, and other requirements?**

(a) You must demonstrate initial compliance with each emission limitation, operating limitation, and other requirement that applies to you according to Table 5 of this subpart.

(b) During the initial performance test, you must establish each operating limitation in Tables 1b and 2b of this subpart that applies to you.

(c) You must submit the Notification of Compliance Status containing the results of the initial compliance demonstration according to the requirements in §63.6645.

(d) Non-emergency 4SRB stationary RICE complying with the requirement to reduce formaldehyde emissions by 76 percent or more can demonstrate initial compliance with the formaldehyde emission limit by testing for THC instead of formaldehyde. The testing must be conducted according to the requirements in Table 4 of this subpart. The average reduction of emissions of THC determined from the performance test must be equal to or greater than 30 percent.

(e) The initial compliance demonstration required for existing non-emergency 4SLB and 4SRB stationary RICE with a site rating of more than 500 HP located at an area source of HAP that are not remote stationary RICE and that are operated more than 24 hours per calendar year must be conducted according to the following requirements:

(1) The compliance demonstration must consist of at least three test runs.

(2) Each test run must be of at least 15 minute duration, except that each test conducted using the method in appendix A to this subpart must consist of at least one measurement cycle and include at least 2 minutes of test data phase measurement.

(3) If you are demonstrating compliance with the CO concentration or CO percent reduction requirement, you must measure CO emissions using one of the CO measurement methods specified in Table 4 of this subpart, or using appendix A to this subpart.

(4) If you are demonstrating compliance with the THC percent reduction requirement, you must measure THC emissions using Method 25A, reported as propane, of 40 CFR part 60, appendix A.

(5) You must measure O<sub>2</sub> using one of the O<sub>2</sub> measurement methods specified in Table 4 of this subpart. Measurements to determine O<sub>2</sub> concentration must be made at the same time as the measurements for CO or THC concentration.

(6) If you are demonstrating compliance with the CO or THC percent reduction requirement, you must measure CO or THC emissions and O<sub>2</sub> emissions simultaneously at the inlet and outlet of the control device.

[69 FR 33506, June 15, 2004, as amended at 78 FR 6704, Jan. 30, 2013]

## **CONTINUOUS COMPLIANCE REQUIREMENTS**

### **§63.6635 How do I monitor and collect data to demonstrate continuous compliance?**

(a) If you must comply with emission and operating limitations, you must monitor and collect data according to this section.

(b) Except for monitor malfunctions, associated repairs, required performance evaluations, and required quality assurance or control activities, you must monitor continuously at all times that the stationary RICE is operating. A monitoring malfunction is any sudden, infrequent, not reasonably preventable failure of the monitoring to provide valid data. Monitoring failures that are caused in part by poor maintenance or careless operation are not malfunctions.

(c) You may not use data recorded during monitoring malfunctions, associated repairs, and required quality assurance or control activities in data averages and calculations used to report emission or operating levels. You must, however, use all the valid data collected during all other periods.

[69 FR 33506, June 15, 2004, as amended at 76 FR 12867, Mar. 9, 2011]

### **§63.6640 How do I demonstrate continuous compliance with the emission limitations, operating limitations, and other requirements?**

(a) You must demonstrate continuous compliance with each emission limitation, operating limitation, and other requirements in Tables 1a and 1b, Tables 2a and 2b, Table 2c, and Table 2d to this subpart that apply to you according to methods specified in Table 6 to this subpart.

(b) You must report each instance in which you did not meet each emission limitation or operating limitation in Tables 1a and 1b, Tables 2a and 2b, Table 2c, and Table 2d to this subpart that apply to you. These instances are deviations from the emission and operating limitations in this subpart. These deviations must be reported according to the requirements in §63.6650. If you change your catalyst, you must reestablish the values of the operating parameters measured during the initial performance test. When you reestablish the values of your operating parameters, you must also conduct a performance test to demonstrate that you are meeting the required emission limitation applicable to your stationary RICE.

(c) The annual compliance demonstration required for existing non-emergency 4SLB and 4SRB stationary RICE with a site rating of more than 500 HP located at an area source of HAP that are not remote stationary RICE and that are operated more than 24 hours per calendar year must be conducted according to the following requirements:

(1) The compliance demonstration must consist of at least one test run.

(2) Each test run must be of at least 15 minute duration, except that each test conducted using the method in appendix A to this subpart must consist of at least one measurement cycle and include at least 2 minutes of test data phase measurement.

(3) If you are demonstrating compliance with the CO concentration or CO percent reduction requirement, you must measure CO emissions using one of the CO measurement methods specified in Table 4 of this subpart, or using appendix A to this subpart.

(4) If you are demonstrating compliance with the THC percent reduction requirement, you must measure THC emissions using Method 25A, reported as propane, of 40 CFR part 60, appendix A.

(5) You must measure O<sub>2</sub> using one of the O<sub>2</sub> measurement methods specified in Table 4 of this subpart. Measurements to determine O<sub>2</sub> concentration must be made at the same time as the measurements for CO or THC concentration.

(6) If you are demonstrating compliance with the CO or THC percent reduction requirement, you must measure CO or THC emissions and O<sub>2</sub> emissions simultaneously at the inlet and outlet of the control device.

(7) If the results of the annual compliance demonstration show that the emissions exceed the levels specified in Table 6 of this subpart, the stationary RICE must be shut down as soon as safely possible, and appropriate corrective action must be taken (e.g., repairs, catalyst cleaning, catalyst replacement). The stationary RICE must be retested within 7 days of being restarted and the emissions must meet the levels specified in Table 6 of this subpart. If the retest shows that the emissions continue to exceed the specified levels, the stationary RICE must again be shut down as soon as safely possible, and the stationary RICE may not operate, except for purposes of startup and testing, until the owner/operator demonstrates through testing that the emissions do not exceed the levels specified in Table 6 of this subpart.

(d) For new, reconstructed, and rebuilt stationary RICE, deviations from the emission or operating limitations that occur during the first 200 hours of operation from engine startup (engine burn-in period) are not violations. Rebuilt stationary RICE means a stationary RICE that has been rebuilt as that term is defined in 40 CFR 94.11(a).

(e) You must also report each instance in which you did not meet the requirements in Table 8 to this subpart that apply to you. If you own or operate a new or reconstructed stationary RICE with a site rating of less than or equal to 500 brake HP located at a major source of HAP emissions (except new or reconstructed 4SLB engines greater than or equal to 250 and less than or equal to 500 brake HP), a new or reconstructed stationary RICE located at an area source of HAP emissions, or any of the following RICE with a site rating of more than 500 brake HP located at a major source of HAP emissions, you do not need to comply with the requirements in Table 8 to this subpart: An existing 2SLB stationary RICE, an existing 4SLB stationary RICE, an existing emergency stationary RICE, an existing limited use stationary RICE, or an existing stationary RICE which fires landfill gas or digester gas equivalent to 10 percent or more of the gross heat input on an annual basis. If you own or operate any of the following RICE with a site rating of more than 500 brake HP located at a major source of HAP emissions, you do not need to comply with the requirements in Table 8 to this subpart, except for the initial notification requirements: a new or reconstructed stationary RICE that combusts landfill gas or digester gas equivalent to 10 percent or more of the gross heat input on an annual basis, a new or reconstructed emergency stationary RICE, or a new or reconstructed limited use stationary RICE.

(f) If you own or operate an emergency stationary RICE, you must operate the emergency stationary RICE according to the requirements in paragraphs (f)(1) through (4) of this section. In order for the engine to be considered an emergency stationary RICE under this subpart, any operation other than emergency operation, maintenance and testing, emergency demand response, and operation in non-emergency

situations for 50 hours per year, as described in paragraphs (f)(1) through (4) of this section, is prohibited. If you do not operate the engine according to the requirements in paragraphs (f)(1) through (4) of this section, the engine will not be considered an emergency engine under this subpart and must meet all requirements for non-emergency engines.

(1) There is no time limit on the use of emergency stationary RICE in emergency situations.

(2) You may operate your emergency stationary RICE for any combination of the purposes specified in paragraphs (f)(2)(i) through (iii) of this section for a maximum of 100 hours per calendar year. Any operation for non-emergency situations as allowed by paragraphs (f)(3) and (4) of this section counts as part of the 100 hours per calendar year allowed by this paragraph (f)(2).

(i) Emergency stationary RICE may be operated for maintenance checks and readiness testing, provided that the tests are recommended by federal, state or local government, the manufacturer, the vendor, the regional transmission organization or equivalent balancing authority and transmission operator, or the insurance company associated with the engine. The owner or operator may petition the Administrator for approval of additional hours to be used for maintenance checks and readiness testing, but a petition is not required if the owner or operator maintains records indicating that federal, state, or local standards require maintenance and testing of emergency RICE beyond 100 hours per calendar year.

(ii) Emergency stationary RICE may be operated for emergency demand response for periods in which the Reliability Coordinator under the North American Electric Reliability Corporation (NERC) Reliability Standard EOP-002-3, Capacity and Energy Emergencies (incorporated by reference, see §63.14), or other authorized entity as determined by the Reliability Coordinator, has declared an Energy Emergency Alert Level 2 as defined in the NERC Reliability Standard EOP-002-3.

(iii) Emergency stationary RICE may be operated for periods where there is a deviation of voltage or frequency of 5 percent or greater below standard voltage or frequency.

(3) Emergency stationary RICE located at major sources of HAP may be operated for up to 50 hours per calendar year in non-emergency situations. The 50 hours of operation in non-emergency situations are counted as part of the 100 hours per calendar year for maintenance and testing and emergency demand response provided in paragraph (f)(2) of this section. The 50 hours per year for non-emergency situations cannot be used for peak shaving or non-emergency demand response, or to generate income for a facility to supply power to an electric grid or otherwise supply power as part of a financial arrangement with another entity.

(4) Emergency stationary RICE located at area sources of HAP may be operated for up to 50 hours per calendar year in non-emergency situations. The 50 hours of operation in non-emergency situations are counted as part of the 100 hours per calendar year for maintenance and testing and emergency demand response provided in paragraph (f)(2) of this section. Except as provided in paragraphs (f)(4)(i) and (ii) of this section, the 50 hours per year for non-emergency situations cannot be used for peak shaving or non-emergency demand response, or to generate income for a facility to an electric grid or otherwise supply power as part of a financial arrangement with another entity.

(i) Prior to May 3, 2014, the 50 hours per year for non-emergency situations can be used for peak shaving or non-emergency demand response to generate income for a facility, or to otherwise supply power as part of a financial arrangement with another entity if the engine is operated as part of a peak shaving (load management program) with the local distribution system operator and the power is provided only to the facility itself or to support the local distribution system.

(ii) The 50 hours per year for non-emergency situations can be used to supply power as part of a financial arrangement with another entity if all of the following conditions are met:

(A) The engine is dispatched by the local balancing authority or local transmission and distribution system operator.

(B) The dispatch is intended to mitigate local transmission and/or distribution limitations so as to avert potential voltage collapse or line overloads that could lead to the interruption of power supply in a local area or region.

(C) The dispatch follows reliability, emergency operation or similar protocols that follow specific NERC, regional, state, public utility commission or local standards or guidelines.

(D) The power is provided only to the facility itself or to support the local transmission and distribution system.

(E) The owner or operator identifies and records the entity that dispatches the engine and the specific NERC, regional, state, public utility commission or local standards or guidelines that are being followed for dispatching the engine. The local balancing authority or local transmission and distribution system operator may keep these records on behalf of the engine owner or operator.

[69 FR 33506, June 15, 2004, as amended at 71 FR 20467, Apr. 20, 2006; 73 FR 3606, Jan. 18, 2008; 75 FR 9676, Mar. 3, 2010; 75 FR 51591, Aug. 20, 2010; 78 FR 6704, Jan. 30, 2013]

## **NOTIFICATIONS, REPORTS, AND RECORDS**

### **§63.6645 What notifications must I submit and when?**

(a) You must submit all of the notifications in §§63.7(b) and (c), 63.8(e), (f)(4) and (f)(6), 63.9(b) through (e), and (g) and (h) that apply to you by the dates specified if you own or operate any of the following;

(1) An existing stationary RICE with a site rating of less than or equal to 500 brake HP located at a major source of HAP emissions.

(2) An existing stationary RICE located at an area source of HAP emissions.

(3) A stationary RICE with a site rating of more than 500 brake HP located at a major source of HAP emissions.

(4) A new or reconstructed 4SLB stationary RICE with a site rating of greater than or equal to 250 HP located at a major source of HAP emissions.

(5) This requirement does not apply if you own or operate an existing stationary RICE less than 100 HP, an existing stationary emergency RICE, or an existing stationary RICE that is not subject to any numerical emission standards.

(b) As specified in §63.9(b)(2), if you start up your stationary RICE with a site rating of more than 500 brake HP located at a major source of HAP emissions before the effective date of this subpart, you must submit an Initial Notification not later than December 13, 2004.

(c) If you start up your new or reconstructed stationary RICE with a site rating of more than 500 brake HP located at a major source of HAP emissions on or after August 16, 2004, you must submit an Initial Notification not later than 120 days after you become subject to this subpart.

(d) As specified in §63.9(b)(2), if you start up your stationary RICE with a site rating of equal to or less than 500 brake HP located at a major source of HAP emissions before the effective date of this subpart and you are required to submit an initial notification, you must submit an Initial Notification not later than July 16, 2008.

(e) If you start up your new or reconstructed stationary RICE with a site rating of equal to or less than 500 brake HP located at a major source of HAP emissions on or after March 18, 2008 and you are required to submit an initial notification, you must submit an Initial Notification not later than 120 days after you become subject to this subpart.

(f) If you are required to submit an Initial Notification but are otherwise not affected by the requirements of this subpart, in accordance with §63.6590(b), your notification should include the information in §63.9(b)(2)(i) through (v), and a statement that your stationary RICE has no additional requirements and explain the basis of the exclusion (for example, that it operates exclusively as an emergency stationary RICE if it has a site rating of more than 500 brake HP located at a major source of HAP emissions).

(g) If you are required to conduct a performance test, you must submit a Notification of Intent to conduct a performance test at least 60 days before the performance test is scheduled to begin as required in §63.7(b)(1).

(h) If you are required to conduct a performance test or other initial compliance demonstration as specified in Tables 4 and 5 to this subpart, you must submit a Notification of Compliance Status according to §63.9(h)(2)(ii).

(1) For each initial compliance demonstration required in Table 5 to this subpart that does not include a performance test, you must submit the Notification of Compliance Status before the close of business on the 30th day following the completion of the initial compliance demonstration.

(2) For each initial compliance demonstration required in Table 5 to this subpart that includes a performance test conducted according to the requirements in Table 3 to this subpart, you must submit the Notification of Compliance Status, including the performance test results, before the close of business on the 60th day following the completion of the performance test according to §63.10(d)(2).

(i) If you own or operate an existing non-emergency CI RICE with a site rating of more than 300 HP located at an area source of HAP emissions that is certified to the Tier 1 or Tier 2 emission standards in Table 1 of 40 CFR 89.112 and subject to an enforceable state or local standard requiring engine replacement and you intend to meet management practices rather than emission limits, as specified in §63.6603(d), you must submit a notification by March 3, 2013, stating that you intend to use the provision in §63.6603(d) and identifying the state or local regulation that the engine is subject to.

[73 FR 3606, Jan. 18, 2008, as amended at 75 FR 9677, Mar. 3, 2010; 75 FR 51591, Aug. 20, 2010; 78 FR 6705, Jan. 30, 2013]

### **§63.6650 What reports must I submit and when?**

(a) You must submit each report in Table 7 of this subpart that applies to you.

(b) Unless the Administrator has approved a different schedule for submission of reports under §63.10(a), you must submit each report by the date in Table 7 of this subpart and according to the requirements in paragraphs (b)(1) through (b)(9) of this section.

(1) For semiannual Compliance reports, the first Compliance report must cover the period beginning on the compliance date that is specified for your affected source in §63.6595 and ending on June 30 or December 31, whichever date is the first date following the end of the first calendar half after the compliance date that is specified for your source in §63.6595.

(2) For semiannual Compliance reports, the first Compliance report must be postmarked or delivered no later than July 31 or January 31, whichever date follows the end of the first calendar half after the compliance date that is specified for your affected source in §63.6595.

(3) For semiannual Compliance reports, each subsequent Compliance report must cover the semiannual reporting period from January 1 through June 30 or the semiannual reporting period from July 1 through December 31.

(4) For semiannual Compliance reports, each subsequent Compliance report must be postmarked or delivered no later than July 31 or January 31, whichever date is the first date following the end of the semiannual reporting period.

(5) For each stationary RICE that is subject to permitting regulations pursuant to 40 CFR part 70 or 71, and if the permitting authority has established dates for submitting semiannual reports pursuant to 40 CFR 70.6(a)(3)(iii)(A) or 40 CFR 71.6 (a)(3)(iii)(A), you may submit the first and subsequent Compliance reports according to the dates the permitting authority has established instead of according to the dates in paragraphs (b)(1) through (b)(4) of this section.

(6) For annual Compliance reports, the first Compliance report must cover the period beginning on the compliance date that is specified for your affected source in §63.6595 and ending on December 31.

(7) For annual Compliance reports, the first Compliance report must be postmarked or delivered no later than January 31 following the end of the first calendar year after the compliance date that is specified for your affected source in §63.6595.

(8) For annual Compliance reports, each subsequent Compliance report must cover the annual reporting period from January 1 through December 31.

(9) For annual Compliance reports, each subsequent Compliance report must be postmarked or delivered no later than January 31.

(c) The Compliance report must contain the information in paragraphs (c)(1) through (6) of this section.

(1) Company name and address.

(2) Statement by a responsible official, with that official's name, title, and signature, certifying the accuracy of the content of the report.

(3) Date of report and beginning and ending dates of the reporting period.

(4) If you had a malfunction during the reporting period, the compliance report must include the number, duration, and a brief description for each type of malfunction which occurred during the reporting period and which caused or may have caused any applicable emission limitation to be exceeded. The report must also include a description of actions taken by an owner or operator during a malfunction of an affected source to minimize emissions in accordance with §63.6605(b), including actions taken to correct a malfunction.



(5) If there are no deviations from any emission or operating limitations that apply to you, a statement that there were no deviations from the emission or operating limitations during the reporting period.

(6) If there were no periods during which the continuous monitoring system (CMS), including CEMS and CPMS, was out-of-control, as specified in §63.8(c)(7), a statement that there were no periods during which the CMS was out-of-control during the reporting period.

(d) For each deviation from an emission or operating limitation that occurs for a stationary RICE where you are not using a CMS to comply with the emission or operating limitations in this subpart, the Compliance report must contain the information in paragraphs (c)(1) through (4) of this section and the information in paragraphs (d)(1) and (2) of this section.

(1) The total operating time of the stationary RICE at which the deviation occurred during the reporting period.

(2) Information on the number, duration, and cause of deviations (including unknown cause, if applicable), as applicable, and the corrective action taken.

(e) For each deviation from an emission or operating limitation occurring for a stationary RICE where you are using a CMS to comply with the emission and operating limitations in this subpart, you must include information in paragraphs (c)(1) through (4) and (e)(1) through (12) of this section.

(1) The date and time that each malfunction started and stopped.

(2) The date, time, and duration that each CMS was inoperative, except for zero (low-level) and high-level checks.

(3) The date, time, and duration that each CMS was out-of-control, including the information in §63.8(c)(8).

(4) The date and time that each deviation started and stopped, and whether each deviation occurred during a period of malfunction or during another period.

(5) A summary of the total duration of the deviation during the reporting period, and the total duration as a percent of the total source operating time during that reporting period.

(6) A breakdown of the total duration of the deviations during the reporting period into those that are due to control equipment problems, process problems, other known causes, and other unknown causes.

(7) A summary of the total duration of CMS downtime during the reporting period, and the total duration of CMS downtime as a percent of the total operating time of the stationary RICE at which the CMS downtime occurred during that reporting period.

(8) An identification of each parameter and pollutant (CO or formaldehyde) that was monitored at the stationary RICE.

(9) A brief description of the stationary RICE.

(10) A brief description of the CMS.

(11) The date of the latest CMS certification or audit.

(12) A description of any changes in CMS, processes, or controls since the last reporting period.

(f) Each affected source that has obtained a title V operating permit pursuant to 40 CFR part 70 or 71 must report all deviations as defined in this subpart in the semiannual monitoring report required by 40 CFR 70.6 (a)(3)(iii)(A) or 40 CFR 71.6(a)(3)(iii)(A). If an affected source submits a Compliance report pursuant to Table 7 of this subpart along with, or as part of, the semiannual monitoring report required by 40 CFR 70.6(a)(3)(iii)(A) or 40 CFR 71.6(a)(3)(iii)(A), and the Compliance report includes all required information concerning deviations from any emission or operating limitation in this subpart, submission of the Compliance report shall be deemed to satisfy any obligation to report the same deviations in the semiannual monitoring report. However, submission of a Compliance report shall not otherwise affect any obligation the affected source may have to report deviations from permit requirements to the permit authority.

(g) If you are operating as a new or reconstructed stationary RICE which fires landfill gas or digester gas equivalent to 10 percent or more of the gross heat input on an annual basis, you must submit an annual report according to Table 7 of this subpart by the date specified unless the Administrator has approved a different schedule, according to the information described in paragraphs (b)(1) through (b)(5) of this section. You must report the data specified in (g)(1) through (g)(3) of this section.

(1) Fuel flow rate of each fuel and the heating values that were used in your calculations. You must also demonstrate that the percentage of heat input provided by landfill gas or digester gas is equivalent to 10 percent or more of the total fuel consumption on an annual basis.

(2) The operating limits provided in your federally enforceable permit, and any deviations from these limits.

(3) Any problems or errors suspected with the meters.

(h) If you own or operate an emergency stationary RICE with a site rating of more than 100 brake HP that operates or is contractually obligated to be available for more than 15 hours per calendar year for the purposes specified in §63.6640(f)(2)(ii) and (iii) or that operates for the purpose specified in §63.6640(f)(4)(ii), you must submit an annual report according to the requirements in paragraphs (h)(1) through (3) of this section.

(1) The report must contain the following information:

(i) Company name and address where the engine is located.

(ii) Date of the report and beginning and ending dates of the reporting period.

(iii) Engine site rating and model year.

(iv) Latitude and longitude of the engine in decimal degrees reported to the fifth decimal place.

(v) Hours operated for the purposes specified in §63.6640(f)(2)(ii) and (iii), including the date, start time, and end time for engine operation for the purposes specified in §63.6640(f)(2)(ii) and (iii).

(vi) Number of hours the engine is contractually obligated to be available for the purposes specified in §63.6640(f)(2)(ii) and (iii).

(vii) Hours spent for operation for the purpose specified in §63.6640(f)(4)(ii), including the date, start time, and end time for engine operation for the purposes specified in §63.6640(f)(4)(ii). The report must

also identify the entity that dispatched the engine and the situation that necessitated the dispatch of the engine.

(viii) If there were no deviations from the fuel requirements in §63.6604 that apply to the engine (if any), a statement that there were no deviations from the fuel requirements during the reporting period.

(ix) If there were deviations from the fuel requirements in §63.6604 that apply to the engine (if any), information on the number, duration, and cause of deviations, and the corrective action taken.

(2) The first annual report must cover the calendar year 2015 and must be submitted no later than March 31, 2016. Subsequent annual reports for each calendar year must be submitted no later than March 31 of the following calendar year.

(3) The annual report must be submitted electronically using the subpart specific reporting form in the Compliance and Emissions Data Reporting Interface (CEDRI) that is accessed through EPA's Central Data Exchange (CDX) ([www.epa.gov/cdx](http://www.epa.gov/cdx)). However, if the reporting form specific to this subpart is not available in CEDRI at the time that the report is due, the written report must be submitted to the Administrator at the appropriate address listed in §63.13.

[69 FR 33506, June 15, 2004, as amended at 75 FR 9677, Mar. 3, 2010; 78 FR 6705, Jan. 30, 2013]

#### **§63.6655 What records must I keep?**

(a) If you must comply with the emission and operating limitations, you must keep the records described in paragraphs (a)(1) through (a)(5), (b)(1) through (b)(3) and (c) of this section.

(1) A copy of each notification and report that you submitted to comply with this subpart, including all documentation supporting any Initial Notification or Notification of Compliance Status that you submitted, according to the requirement in §63.10(b)(2)(xiv).

(2) Records of the occurrence and duration of each malfunction of operation (*i.e.*, process equipment) or the air pollution control and monitoring equipment.

(3) Records of performance tests and performance evaluations as required in §63.10(b)(2)(viii).

(4) Records of all required maintenance performed on the air pollution control and monitoring equipment.

(5) Records of actions taken during periods of malfunction to minimize emissions in accordance with §63.6605(b), including corrective actions to restore malfunctioning process and air pollution control and monitoring equipment to its normal or usual manner of operation.

(b) For each CEMS or CPMS, you must keep the records listed in paragraphs (b)(1) through (3) of this section.

(1) Records described in §63.10(b)(2)(vi) through (xi).

(2) Previous (*i.e.*, superseded) versions of the performance evaluation plan as required in §63.8(d)(3).

(3) Requests for alternatives to the relative accuracy test for CEMS or CPMS as required in §63.8(f)(6)(i), if applicable.

(c) If you are operating a new or reconstructed stationary RICE which fires landfill gas or digester gas equivalent to 10 percent or more of the gross heat input on an annual basis, you must keep the records of your daily fuel usage monitors.

(d) You must keep the records required in Table 6 of this subpart to show continuous compliance with each emission or operating limitation that applies to you.

(e) You must keep records of the maintenance conducted on the stationary RICE in order to demonstrate that you operated and maintained the stationary RICE and after-treatment control device (if any) according to your own maintenance plan if you own or operate any of the following stationary RICE;

(1) An existing stationary RICE with a site rating of less than 100 brake HP located at a major source of HAP emissions.

(2) An existing stationary emergency RICE.

(3) An existing stationary RICE located at an area source of HAP emissions subject to management practices as shown in Table 2d to this subpart.

(f) If you own or operate any of the stationary RICE in paragraphs (f)(1) through (2) of this section, you must keep records of the hours of operation of the engine that is recorded through the non-resettable hour meter. The owner or operator must document how many hours are spent for emergency operation, including what classified the operation as emergency and how many hours are spent for non-emergency operation. If the engine is used for the purposes specified in §63.6640(f)(2)(ii) or (iii) or §63.6640(f)(4)(ii), the owner or operator must keep records of the notification of the emergency situation, and the date, start time, and end time of engine operation for these purposes.

(1) An existing emergency stationary RICE with a site rating of less than or equal to 500 brake HP located at a major source of HAP emissions that does not meet the standards applicable to non-emergency engines.

(2) An existing emergency stationary RICE located at an area source of HAP emissions that does not meet the standards applicable to non-emergency engines.

[69 FR 33506, June 15, 2004, as amended at 75 FR 9678, Mar. 3, 2010; 75 FR 51592, Aug. 20, 2010; 78 FR 6706, Jan. 30, 2013]

### **§63.6660 In what form and how long must I keep my records?**

(a) Your records must be in a form suitable and readily available for expeditious review according to §63.10(b)(1).

(b) As specified in §63.10(b)(1), you must keep each record for 5 years following the date of each occurrence, measurement, maintenance, corrective action, report, or record.

(c) You must keep each record readily accessible in hard copy or electronic form for at least 5 years after the date of each occurrence, measurement, maintenance, corrective action, report, or record, according to §63.10(b)(1).

[69 FR 33506, June 15, 2004, as amended at 75 FR 9678, Mar. 3, 2010]

## **OTHER REQUIREMENTS AND INFORMATION**

### **§63.6665 What parts of the General Provisions apply to me?**

Table 8 to this subpart shows which parts of the General Provisions in §§63.1 through 63.15 apply to you. If you own or operate a new or reconstructed stationary RICE with a site rating of less than or equal to 500 brake HP located at a major source of HAP emissions (except new or reconstructed 4SLB engines greater than or equal to 250 and less than or equal to 500 brake HP), a new or reconstructed stationary RICE located at an area source of HAP emissions, or any of the following RICE with a site rating of more than 500 brake HP located at a major source of HAP emissions, you do not need to comply with any of the requirements of the General Provisions specified in Table 8: An existing 2SLB stationary RICE, an existing 4SLB stationary RICE, an existing stationary RICE that combusts landfill or digester gas equivalent to 10 percent or more of the gross heat input on an annual basis, an existing emergency stationary RICE, or an existing limited use stationary RICE. If you own or operate any of the following RICE with a site rating of more than 500 brake HP located at a major source of HAP emissions, you do not need to comply with the requirements in the General Provisions specified in Table 8 except for the initial notification requirements: A new stationary RICE that combusts landfill gas or digester gas equivalent to 10 percent or more of the gross heat input on an annual basis, a new emergency stationary RICE, or a new limited use stationary RICE.

[75 FR 9678, Mar. 3, 2010]

### **§63.6670 Who implements and enforces this subpart?**

(a) This subpart is implemented and enforced by the U.S. EPA, or a delegated authority such as your State, local, or tribal agency. If the U.S. EPA Administrator has delegated authority to your State, local, or tribal agency, then that agency (as well as the U.S. EPA) has the authority to implement and enforce this subpart. You should contact your U.S. EPA Regional Office to find out whether this subpart is delegated to your State, local, or tribal agency.

(b) In delegating implementation and enforcement authority of this subpart to a State, local, or tribal agency under 40 CFR part 63, subpart E, the authorities contained in paragraph (c) of this section are retained by the Administrator of the U.S. EPA and are not transferred to the State, local, or tribal agency.

(c) The authorities that will not be delegated to State, local, or tribal agencies are:

(1) Approval of alternatives to the non-opacity emission limitations and operating limitations in §63.6600 under §63.6(g).

(2) Approval of major alternatives to test methods under §63.7(e)(2)(ii) and (f) and as defined in §63.90.

(3) Approval of major alternatives to monitoring under §63.8(f) and as defined in §63.90.

(4) Approval of major alternatives to recordkeeping and reporting under §63.10(f) and as defined in §63.90.

(5) Approval of a performance test which was conducted prior to the effective date of the rule, as specified in §63.6610(b).

### **§63.6675 What definitions apply to this subpart?**

Terms used in this subpart are defined in the Clean Air Act (CAA); in 40 CFR 63.2, the General Provisions of this part; and in this section as follows:

*Alaska Railbelt Grid* means the service areas of the six regulated public utilities that extend from Fairbanks to Anchorage and the Kenai Peninsula. These utilities are Golden Valley Electric Association; Chugach Electric Association; Matanuska Electric Association; Homer Electric Association; Anchorage Municipal Light & Power; and the City of Seward Electric System.

*Area source* means any stationary source of HAP that is not a major source as defined in part 63.

*Associated equipment* as used in this subpart and as referred to in section 112(n)(4) of the CAA, means equipment associated with an oil or natural gas exploration or production well, and includes all equipment from the well bore to the point of custody transfer, except glycol dehydration units, storage vessels with potential for flash emissions, combustion turbines, and stationary RICE.

*Backup power for renewable energy* means an engine that provides backup power to a facility that generates electricity from renewable energy resources, as that term is defined in Alaska Statute 42.45.045(l)(5) (incorporated by reference, see §63.14).

*Black start engine* means an engine whose only purpose is to start up a combustion turbine.

*CAA* means the Clean Air Act (42 U.S.C. 7401 *et seq.*, as amended by Public Law 101-549, 104 Stat. 2399).

*Commercial emergency stationary RICE* means an emergency stationary RICE used in commercial establishments such as office buildings, hotels, stores, telecommunications facilities, restaurants, financial institutions such as banks, doctor's offices, and sports and performing arts facilities.

*Compression ignition* means relating to a type of stationary internal combustion engine that is not a spark ignition engine.

*Custody transfer* means the transfer of hydrocarbon liquids or natural gas: After processing and/or treatment in the producing operations, or from storage vessels or automatic transfer facilities or other such equipment, including product loading racks, to pipelines or any other forms of transportation. For the purposes of this subpart, the point at which such liquids or natural gas enters a natural gas processing plant is a point of custody transfer.

*Deviation* means any instance in which an affected source subject to this subpart, or an owner or operator of such a source:

(1) Fails to meet any requirement or obligation established by this subpart, including but not limited to any emission limitation or operating limitation;

(2) Fails to meet any term or condition that is adopted to implement an applicable requirement in this subpart and that is included in the operating permit for any affected source required to obtain such a permit; or

(3) Fails to meet any emission limitation or operating limitation in this subpart during malfunction, regardless of whether or not such failure is permitted by this subpart.

(4) Fails to satisfy the general duty to minimize emissions established by §63.6(e)(1)(i).

*Diesel engine* means any stationary RICE in which a high boiling point liquid fuel injected into the combustion chamber ignites when the air charge has been compressed to a temperature sufficiently high for auto-ignition. This process is also known as compression ignition.

*Diesel fuel* means any liquid obtained from the distillation of petroleum with a boiling point of approximately 150 to 360 degrees Celsius. One commonly used form is fuel oil number 2. Diesel fuel also includes any non-distillate fuel with comparable physical and chemical properties (e.g. biodiesel) that is suitable for use in compression ignition engines.

*Digester gas* means any gaseous by-product of wastewater treatment typically formed through the anaerobic decomposition of organic waste materials and composed principally of methane and CO<sub>2</sub>.

*Dual-fuel engine* means any stationary RICE in which a liquid fuel (typically diesel fuel) is used for compression ignition and gaseous fuel (typically natural gas) is used as the primary fuel.

*Emergency stationary RICE* means any stationary reciprocating internal combustion engine that meets all of the criteria in paragraphs (1) through (3) of this definition. All emergency stationary RICE must comply with the requirements specified in §63.6640(f) in order to be considered emergency stationary RICE. If the engine does not comply with the requirements specified in §63.6640(f), then it is not considered to be an emergency stationary RICE under this subpart.

(1) The stationary RICE is operated to provide electrical power or mechanical work during an emergency situation. Examples include stationary RICE used to produce power for critical networks or equipment (including power supplied to portions of a facility) when electric power from the local utility (or the normal power source, if the facility runs on its own power production) is interrupted, or stationary RICE used to pump water in the case of fire or flood, etc.

(2) The stationary RICE is operated under limited circumstances for situations not included in paragraph (1) of this definition, as specified in §63.6640(f).

(3) The stationary RICE operates as part of a financial arrangement with another entity in situations not included in paragraph (1) of this definition only as allowed in §63.6640(f)(2)(ii) or (iii) and §63.6640(f)(4)(i) or (ii).

*Engine startup* means the time from initial start until applied load and engine and associated equipment reaches steady state or normal operation. For stationary engine with catalytic controls, engine startup means the time from initial start until applied load and engine and associated equipment, including the catalyst, reaches steady state or normal operation.

*Four-stroke engine* means any type of engine which completes the power cycle in two crankshaft revolutions, with intake and compression strokes in the first revolution and power and exhaust strokes in the second revolution.

*Gaseous fuel* means a material used for combustion which is in the gaseous state at standard atmospheric temperature and pressure conditions.

*Gasoline* means any fuel sold in any State for use in motor vehicles and motor vehicle engines, or nonroad or stationary engines, and commonly or commercially known or sold as gasoline.

*Glycol dehydration unit* means a device in which a liquid glycol (including, but not limited to, ethylene glycol, diethylene glycol, or triethylene glycol) absorbent directly contacts a natural gas stream and absorbs water in a contact tower or absorption column (absorber). The glycol contacts and absorbs water vapor and other gas stream constituents from the natural gas and becomes "rich" glycol. This glycol is then regenerated in the glycol dehydration unit reboiler. The "lean" glycol is then recycled.

*Hazardous air pollutants (HAP)* means any air pollutants listed in or pursuant to section 112(b) of the CAA.

*Institutional emergency stationary RICE* means an emergency stationary RICE used in institutional establishments such as medical centers, nursing homes, research centers, institutions of higher education, correctional facilities, elementary and secondary schools, libraries, religious establishments, police stations, and fire stations.

*ISO standard day conditions* means 288 degrees Kelvin (15 degrees Celsius), 60 percent relative humidity and 101.3 kilopascals pressure.

*Landfill gas* means a gaseous by-product of the land application of municipal refuse typically formed through the anaerobic decomposition of waste materials and composed principally of methane and CO<sub>2</sub>.

*Lean burn engine* means any two-stroke or four-stroke spark ignited engine that does not meet the definition of a rich burn engine.

*Limited use stationary RICE* means any stationary RICE that operates less than 100 hours per year.

*Liquefied petroleum gas* means any liquefied hydrocarbon gas obtained as a by-product in petroleum refining of natural gas production.

*Liquid fuel* means any fuel in liquid form at standard temperature and pressure, including but not limited to diesel, residual/crude oil, kerosene/naphtha (jet fuel), and gasoline.

*Major Source*, as used in this subpart, shall have the same meaning as in §63.2, except that:

(1) Emissions from any oil or gas exploration or production well (with its associated equipment (as defined in this section)) and emissions from any pipeline compressor station or pump station shall not be aggregated with emissions from other similar units, to determine whether such emission points or stations are major sources, even when emission points are in a contiguous area or under common control;

(2) For oil and gas production facilities, emissions from processes, operations, or equipment that are not part of the same oil and gas production facility, as defined in §63.1271 of subpart HHH of this part, shall not be aggregated;

(3) For production field facilities, only HAP emissions from glycol dehydration units, storage vessel with the potential for flash emissions, combustion turbines and reciprocating internal combustion engines shall be aggregated for a major source determination; and

(4) Emissions from processes, operations, and equipment that are not part of the same natural gas transmission and storage facility, as defined in §63.1271 of subpart HHH of this part, shall not be aggregated.

*Malfunction* means any sudden, infrequent, and not reasonably preventable failure of air pollution control equipment, process equipment, or a process to operate in a normal or usual manner which causes, or has the potential to cause, the emission limitations in an applicable standard to be exceeded. Failures that are caused in part by poor maintenance or careless operation are not malfunctions.

*Natural gas* means a naturally occurring mixture of hydrocarbon and non-hydrocarbon gases found in geologic formations beneath the Earth's surface, of which the principal constituent is methane. Natural gas may be field or pipeline quality.

*Non-selective catalytic reduction (NSCR)* means an add-on catalytic nitrogen oxides (NO<sub>x</sub>) control device for rich burn engines that, in a two-step reaction, promotes the conversion of excess oxygen, NO<sub>x</sub>, CO, and volatile organic compounds (VOC) into CO<sub>2</sub>, nitrogen, and water.



*Oil and gas production facility* as used in this subpart means any grouping of equipment where hydrocarbon liquids are processed, upgraded (*i.e.*, remove impurities or other constituents to meet contract specifications), or stored prior to the point of custody transfer; or where natural gas is processed, upgraded, or stored prior to entering the natural gas transmission and storage source category. For purposes of a major source determination, facility (including a building, structure, or installation) means oil and natural gas production and processing equipment that is located within the boundaries of an individual surface site as defined in this section. Equipment that is part of a facility will typically be located within close proximity to other equipment located at the same facility. Pieces of production equipment or groupings of equipment located on different oil and gas leases, mineral fee tracts, lease tracts, subsurface or surface unit areas, surface fee tracts, surface lease tracts, or separate surface sites, whether or not connected by a road, waterway, power line or pipeline, shall not be considered part of the same facility. Examples of facilities in the oil and natural gas production source category include, but are not limited to, well sites, satellite tank batteries, central tank batteries, a compressor station that transports natural gas to a natural gas processing plant, and natural gas processing plants.

*Oxidation catalyst* means an add-on catalytic control device that controls CO and VOC by oxidation.

*Peaking unit or engine* means any standby engine intended for use during periods of high demand that are not emergencies.

*Percent load* means the fractional power of an engine compared to its maximum manufacturer's design capacity at engine site conditions. Percent load may range between 0 percent to above 100 percent.

*Potential to emit* means the maximum capacity of a stationary source to emit a pollutant under its physical and operational design. Any physical or operational limitation on the capacity of the stationary source to emit a pollutant, including air pollution control equipment and restrictions on hours of operation or on the type or amount of material combusted, stored, or processed, shall be treated as part of its design if the limitation or the effect it would have on emissions is federally enforceable. For oil and natural gas production facilities subject to subpart HH of this part, the potential to emit provisions in §63.760(a) may be used. For natural gas transmission and storage facilities subject to subpart HHH of this part, the maximum annual facility gas throughput for storage facilities may be determined according to §63.1270(a)(1) and the maximum annual throughput for transmission facilities may be determined according to §63.1270(a)(2).

*Production field facility* means those oil and gas production facilities located prior to the point of custody transfer.

*Production well* means any hole drilled in the earth from which crude oil, condensate, or field natural gas is extracted.

*Propane* means a colorless gas derived from petroleum and natural gas, with the molecular structure  $C_3H_8$ .

*Remote stationary RICE* means stationary RICE meeting any of the following criteria:

(1) Stationary RICE located in an offshore area that is beyond the line of ordinary low water along that portion of the coast of the United States that is in direct contact with the open seas and beyond the line marking the seaward limit of inland waters.

(2) Stationary RICE located on a pipeline segment that meets both of the criteria in paragraphs (2)(i) and (ii) of this definition.

(i) A pipeline segment with 10 or fewer buildings intended for human occupancy and no buildings with four or more stories within 220 yards (200 meters) on either side of the centerline of any continuous 1-mile (1.6 kilometers) length of pipeline. Each separate dwelling unit in a multiple dwelling unit building is counted as a separate building intended for human occupancy.

(ii) The pipeline segment does not lie within 100 yards (91 meters) of either a building or a small, well-defined outside area (such as a playground, recreation area, outdoor theater, or other place of public assembly) that is occupied by 20 or more persons on at least 5 days a week for 10 weeks in any 12-month period. The days and weeks need not be consecutive. The building or area is considered occupied for a full day if it is occupied for any portion of the day.

(iii) For purposes of this paragraph (2), the term pipeline segment means all parts of those physical facilities through which gas moves in transportation, including but not limited to pipe, valves, and other appurtenance attached to pipe, compressor units, metering stations, regulator stations, delivery stations, holders, and fabricated assemblies. Stationary RICE located within 50 yards (46 meters) of the pipeline segment providing power for equipment on a pipeline segment are part of the pipeline segment. Transportation of gas means the gathering, transmission, or distribution of gas by pipeline, or the storage of gas. A building is intended for human occupancy if its primary use is for a purpose involving the presence of humans.

(3) Stationary RICE that are not located on gas pipelines and that have 5 or fewer buildings intended for human occupancy and no buildings with four or more stories within a 0.25 mile radius around the engine. A building is intended for human occupancy if its primary use is for a purpose involving the presence of humans.

*Residential emergency stationary RICE* means an emergency stationary RICE used in residential establishments such as homes or apartment buildings.

*Responsible official* means responsible official as defined in 40 CFR 70.2.

*Rich burn engine* means any four-stroke spark ignited engine where the manufacturer's recommended operating air/fuel ratio divided by the stoichiometric air/fuel ratio at full load conditions is less than or equal to 1.1. Engines originally manufactured as rich burn engines, but modified prior to December 19, 2002 with passive emission control technology for NO<sub>x</sub> (such as pre-combustion chambers) will be considered lean burn engines. Also, existing engines where there are no manufacturer's recommendations regarding air/fuel ratio will be considered a rich burn engine if the excess oxygen content of the exhaust at full load conditions is less than or equal to 2 percent.

*Site-rated HP* means the maximum manufacturer's design capacity at engine site conditions.

*Spark ignition* means relating to either: A gasoline-fueled engine; or any other type of engine with a spark plug (or other sparking device) and with operating characteristics significantly similar to the theoretical Otto combustion cycle. Spark ignition engines usually use a throttle to regulate intake air flow to control power during normal operation. Dual-fuel engines in which a liquid fuel (typically diesel fuel) is used for CI and gaseous fuel (typically natural gas) is used as the primary fuel at an annual average ratio of less than 2 parts diesel fuel to 100 parts total fuel on an energy equivalent basis are spark ignition engines.

*Stationary reciprocating internal combustion engine (RICE)* means any reciprocating internal combustion engine which uses reciprocating motion to convert heat energy into mechanical work and which is not mobile. Stationary RICE differ from mobile RICE in that a stationary RICE is not a non-road engine as defined at 40 CFR 1068.30, and is not used to propel a motor vehicle or a vehicle used solely for competition.

*Stationary RICE test cell/stand* means an engine test cell/stand, as defined in subpart P P P P P of this part, that tests stationary RICE.

*Stoichiometric* means the theoretical air-to-fuel ratio required for complete combustion.

*Storage vessel with the potential for flash emissions* means any storage vessel that contains a hydrocarbon liquid with a stock tank gas-to-oil ratio equal to or greater than 0.31 cubic meters per liter and an American Petroleum Institute gravity equal to or greater than 40 degrees and an actual annual average hydrocarbon liquid throughput equal to or greater than 79,500 liters per day. Flash emissions occur when dissolved hydrocarbons in the fluid evolve from solution when the fluid pressure is reduced.

*Subpart* means 40 CFR part 63, subpart Z Z Z Z.

*Surface site* means any combination of one or more graded pad sites, gravel pad sites, foundations, platforms, or the immediate physical location upon which equipment is physically affixed.

*Two-stroke engine* means a type of engine which completes the power cycle in single crankshaft revolution by combining the intake and compression operations into one stroke and the power and exhaust operations into a second stroke. This system requires auxiliary scavenging and inherently runs lean of stoichiometric.

[69 FR 33506, June 15, 2004, as amended at 71 FR 20467, Apr. 20, 2006; 73 FR 3607, Jan. 18, 2008; 75 FR 9679, Mar. 3, 2010; 75 FR 51592, Aug. 20, 2010; 76 FR 12867, Mar. 9, 2011; 78 FR 6706, Jan. 30, 2013]

**Table 1a to Subpart Z Z Z Z of Part 63—Emission Limitations for Existing, New, and Reconstructed Spark Ignition, 4SRB Stationary RICE >500 HP Located at a Major Source of HAP Emissions**

As stated in §§63.6600 and 63.6640, you must comply with the following emission limitations at 100 percent load plus or minus 10 percent for existing, new and reconstructed 4SRB stationary RICE >500 HP located at a major source of HAP emissions:

For each . . .	You must meet the following emission limitation, except during periods of startup . . .	During periods of startup you must . . .
1. 4SRB stationary RICE	a. Reduce formaldehyde emissions by 76 percent or more. If you commenced construction or reconstruction between December 19, 2002 and June 15, 2004, you may reduce formaldehyde emissions by 75 percent or more until June 15, 2007 or	Minimize the engine's time spent at idle and minimize the engine's startup time at startup to a period needed for appropriate and safe loading of the engine, not to exceed 30 minutes, after which time the non-startup emission limitations apply. <sup>1</sup>
	b. Limit the concentration of formaldehyde in the stationary RICE exhaust to 350 ppbvd or less at 15 percent O <sub>2</sub>	

<sup>1</sup> Sources can petition the Administrator pursuant to the requirements of 40 CFR 63.6(g) for alternative work practices.

[75 FR 9679, Mar. 3, 2010, as amended at 75 FR 51592, Aug. 20, 2010]

**Table 1b to Subpart Z Z Z Z of Part 63—Operating Limitations for Existing, New, and Reconstructed SI 4SRB Stationary RICE >500 HP Located at a Major Source of HAP Emissions**

As stated in §§63.6600, 63.6603, 63.6630 and 63.6640, you must comply with the following operating limitations for existing, new and reconstructed 4SRB stationary RICE >500 HP located at a major source of HAP emissions:

For each . . .	You must meet the following operating limitation, except during periods of startup . . .
1. existing, new and reconstructed 4SRB stationary RICE >500 HP located at a major source of HAP emissions complying with the requirement to reduce formaldehyde emissions by 76 percent or more (or by 75 percent or more, if applicable) and using NSCR; or existing, new and reconstructed 4SRB stationary RICE >500 HP located at a major source of HAP emissions complying with the requirement to limit the concentration of formaldehyde in the stationary RICE exhaust to 350 ppbvd or less at 15 percent O <sub>2</sub> and using NSCR;	a. maintain your catalyst so that the pressure drop across the catalyst does not change by more than 2 inches of water at 100 percent load plus or minus 10 percent from the pressure drop across the catalyst measured during the initial performance test; and b. maintain the temperature of your stationary RICE exhaust so that the catalyst inlet temperature is greater than or equal to 750 °F and less than or equal to 1250 °F. <sup>1</sup>
2. existing, new and reconstructed 4SRB stationary RICE >500 HP located at a major source of HAP emissions complying with the requirement to reduce formaldehyde emissions by 76 percent or more (or by 75 percent or more, if applicable) and not using NSCR; or	Comply with any operating limitations approved by the Administrator.
existing, new and reconstructed 4SRB stationary RICE >500 HP located at a major source of HAP emissions complying with the requirement to limit the concentration of formaldehyde in the stationary RICE exhaust to 350 ppbvd or less at 15 percent O <sub>2</sub> and not using NSCR.	

<sup>1</sup>Sources can petition the Administrator pursuant to the requirements of 40 CFR 63.8(f) for a different temperature range.

[78 FR 6706, Jan. 30, 2013]

**Table 2a to Subpart ZZZZ of Part 63—Emission Limitations for New and Reconstructed 2SLB and Compression Ignition Stationary RICE >500 HP and New and Reconstructed 4SLB Stationary RICE ≥250 HP Located at a Major Source of HAP Emissions**

As stated in §§63.6600 and 63.6640, you must comply with the following emission limitations for new and reconstructed lean burn and new and reconstructed compression ignition stationary RICE at 100 percent load plus or minus 10 percent:

For each . . .	You must meet the following emission limitation, except during periods of startup . . .	During periods of startup you must . . .
1. 2SLB stationary RICE	a. Reduce CO emissions by 58 percent or more; or b. Limit concentration of formaldehyde in the stationary RICE exhaust to 12 ppmvd or less at 15 percent O <sub>2</sub> . If you commenced construction or reconstruction between December 19, 2002 and June 15, 2004, you may limit concentration of	Minimize the engine's time spent at idle and minimize the engine's startup time at startup to a period needed for appropriate and safe loading of the engine, not to exceed 30 minutes, after which time the non-startup emission

	formaldehyde to 17 ppmvd or less at 15 percent O <sub>2</sub> until June 15, 2007	limitations apply. <sup>1</sup>
2. 4SLB stationary RICE	a. Reduce CO emissions by 93 percent or more; or	
	b. Limit concentration of formaldehyde in the stationary RICE exhaust to 14 ppmvd or less at 15 percent O <sub>2</sub>	
3. CI stationary RICE	a. Reduce CO emissions by 70 percent or more; or	
	b. Limit concentration of formaldehyde in the stationary RICE exhaust to 580 ppbvd or less at 15 percent O <sub>2</sub>	

<sup>1</sup>Sources can petition the Administrator pursuant to the requirements of 40 CFR 63.6(g) for alternative work practices.

[75 FR 9680, Mar. 3, 2010]

**Table 2b to Subpart ZZZZ of Part 63—Operating Limitations for New and Reconstructed 2SLB and CI Stationary RICE >500 HP Located at a Major Source of HAP Emissions, New and Reconstructed 4SLB Stationary RICE ≥250 HP Located at a Major Source of HAP Emissions, Existing CI Stationary RICE >500 HP**

As stated in §§63.6600, 63.6601, 63.6603, 63.6630, and 63.6640, you must comply with the following operating limitations for new and reconstructed 2SLB and CI stationary RICE >500 HP located at a major source of HAP emissions; new and reconstructed 4SLB stationary RICE ≥250 HP located at a major source of HAP emissions; and existing CI stationary RICE >500 HP:

<b>For each . . .</b>	<b>You must meet the following operating limitation, except during periods of startup . . .</b>
1. New and reconstructed 2SLB and CI stationary RICE >500 HP located at a major source of HAP emissions and new and reconstructed 4SLB stationary RICE ≥250 HP located at a major source of HAP emissions complying with the requirement to reduce CO emissions and using an oxidation catalyst; and New and reconstructed 2SLB and CI stationary RICE >500 HP located at a major source of HAP emissions and new and reconstructed 4SLB stationary RICE ≥250 HP located at a major source of HAP emissions complying with the requirement to limit the concentration of formaldehyde in the stationary RICE exhaust and using an oxidation catalyst.	a. maintain your catalyst so that the pressure drop across the catalyst does not change by more than 2 inches of water at 100 percent load plus or minus 10 percent from the pressure drop across the catalyst that was measured during the initial performance test; and b. maintain the temperature of your stationary RICE exhaust so that the catalyst inlet temperature is greater than or equal to 450 °F and less than or equal to 1350 °F. <sup>1</sup>
2. Existing CI stationary RICE >500 HP complying with the requirement to limit or reduce the concentration of CO in the stationary RICE exhaust and using an oxidation catalyst	a. maintain your catalyst so that the pressure drop across the catalyst does not change by more than 2 inches of water from the pressure drop across the catalyst that was measured

	during the initial performance test; and
	b. maintain the temperature of your stationary RICE exhaust so that the catalyst inlet temperature is greater than or equal to 450 °F and less than or equal to 1350 °F. <sup>1</sup>
3. New and reconstructed 2SLB and CI stationary RICE >500 HP located at a major source of HAP emissions and new and reconstructed 4SLB stationary RICE ≥250 HP located at a major source of HAP emissions complying with the requirement to reduce CO emissions and not using an oxidation catalyst; and	Comply with any operating limitations approved by the Administrator.
New and reconstructed 2SLB and CI stationary RICE >500 HP located at a major source of HAP emissions and new and reconstructed 4SLB stationary RICE ≥250 HP located at a major source of HAP emissions complying with the requirement to limit the concentration of formaldehyde in the stationary RICE exhaust and not using an oxidation catalyst; and	
existing CI stationary RICE >500 HP complying with the requirement to limit or reduce the concentration of CO in the stationary RICE exhaust and not using an oxidation catalyst.	

<sup>1</sup>Sources can petition the Administrator pursuant to the requirements of 40 CFR 63.8(f) for a different temperature range.

[78 FR 6707, Jan. 30, 2013]

**Table 2c to Subpart ZZZZ of Part 63—Requirements for Existing Compression Ignition Stationary RICE Located at a Major Source of HAP Emissions and Existing Spark Ignition Stationary RICE ≤500 HP Located at a Major Source of HAP Emissions**

As stated in §§63.6600, 63.6602, and 63.6640, you must comply with the following requirements for existing compression ignition stationary RICE located at a major source of HAP emissions and existing spark ignition stationary RICE ≤500 HP located at a major source of HAP emissions:

<b>For each . . .</b>	<b>You must meet the following requirement, except during periods of startup . . .</b>	<b>During periods of startup you must . . .</b>
1. Emergency stationary CI RICE and black start stationary CI RICE <sup>1</sup>	a. Change oil and filter every 500 hours of operation or annually, whichever comes first. <sup>2</sup> b. Inspect air cleaner every 1,000 hours of operation or annually, whichever comes first, and replace as necessary; c. Inspect all hoses and	Minimize the engine's time spent at idle and minimize the engine's startup time at startup to a period needed for appropriate and safe loading of the engine, not to exceed 30 minutes, after which time the non-startup emission limitations apply. <sup>3</sup>

	belts every 500 hours of operation or annually, whichever comes first, and replace as necessary. <sup>3</sup>	
2. Non-Emergency, non-black start stationary CI RICE <100 HP	a. Change oil and filter every 1,000 hours of operation or annually, whichever comes first. <sup>2</sup> b. Inspect air cleaner every 1,000 hours of operation or annually, whichever comes first, and replace as necessary; c. Inspect all hoses and belts every 500 hours of operation or annually, whichever comes first, and replace as necessary. <sup>3</sup>	
3. Non-Emergency, non-black start CI stationary RICE 100≤HP≤300 HP	Limit concentration of CO in the stationary RICE exhaust to 230 ppmvd or less at 15 percent O <sub>2</sub> .	
4. Non-Emergency, non-black start CI stationary RICE 300<HP≤500	a. Limit concentration of CO in the stationary RICE exhaust to 49 ppmvd or less at 15 percent O <sub>2</sub> ; or b. Reduce CO emissions by 70 percent or more.	
5. Non-Emergency, non-black start stationary CI RICE >500 HP	a. Limit concentration of CO in the stationary RICE exhaust to 23 ppmvd or less at 15 percent O <sub>2</sub> ; or b. Reduce CO emissions by 70 percent or more.	
6. Emergency stationary SI RICE and black start stationary SI RICE. <sup>1</sup>	a. Change oil and filter every 500 hours of operation or annually, whichever comes first; <sup>2</sup> b. Inspect spark plugs every 1,000 hours of operation or annually, whichever comes first, and replace as necessary; c. Inspect all hoses and belts every 500 hours of operation or annually, whichever comes first, and replace as necessary. <sup>3</sup>	
7. Non-Emergency, non-black start stationary SI RICE <100 HP that are not 2SLB stationary RICE	a. Change oil and filter every 1,440 hours of operation or annually,	

	whichever comes first; <sup>2</sup> b. Inspect spark plugs every 1,440 hours of operation or annually, whichever comes first, and replace as necessary;	
	c. Inspect all hoses and belts every 1,440 hours of operation or annually, whichever comes first, and replace as necessary. <sup>3</sup>	
8. Non-Emergency, non-black start 2SLB stationary SI RICE <100 HP	a. Change oil and filter every 4,320 hours of operation or annually, whichever comes first; <sup>2</sup> b. Inspect spark plugs every 4,320 hours of operation or annually, whichever comes first, and replace as necessary;	
	c. Inspect all hoses and belts every 4,320 hours of operation or annually, whichever comes first, and replace as necessary. <sup>3</sup>	
9. Non-emergency, non-black start 2SLB stationary RICE 100≤HP≤500	Limit concentration of CO in the stationary RICE exhaust to 225 ppmvd or less at 15 percent O <sub>2</sub> .	
10. Non-emergency, non-black start 4SLB stationary RICE 100≤HP≤500	Limit concentration of CO in the stationary RICE exhaust to 47 ppmvd or less at 15 percent O <sub>2</sub> .	
11. Non-emergency, non-black start 4SRB stationary RICE 100≤HP≤500	Limit concentration of formaldehyde in the stationary RICE exhaust to 10.3 ppmvd or less at 15 percent O <sub>2</sub> .	
12. Non-emergency, non-black start stationary RICE 100≤HP≤500 which combusts landfill or digester gas equivalent to 10 percent or more of the gross heat input on an annual basis	Limit concentration of CO in the stationary RICE exhaust to 177 ppmvd or less at 15 percent O <sub>2</sub> .	

<sup>1</sup>If an emergency engine is operating during an emergency and it is not possible to shut down the engine in order to perform the work practice requirements on the schedule required in Table 2c of this subpart, or if performing the work practice on the required schedule would otherwise pose an unacceptable risk under federal, state, or local law, the work practice can be delayed until the emergency is over or the unacceptable risk under federal, state, or local law has abated. The work practice should be



performed as soon as practicable after the emergency has ended or the unacceptable risk under federal, state, or local law has abated. Sources must report any failure to perform the work practice on the schedule required and the federal, state or local law under which the risk was deemed unacceptable.

<sup>2</sup>Sources have the option to utilize an oil analysis program as described in §63.6625(i) or (j) in order to extend the specified oil change requirement in Table 2c of this subpart.

<sup>3</sup>Sources can petition the Administrator pursuant to the requirements of 40 CFR 63.6(g) for alternative work practices.

[78 FR 6708, Jan. 30, 2013, as amended at 78 FR 14457, Mar. 6, 2013]

**Table 2d to Subpart ZZZZ of Part 63—Requirements for Existing Stationary RICE Located at Area Sources of HAP Emissions**

As stated in §§63.6603 and 63.6640, you must comply with the following requirements for existing stationary RICE located at area sources of HAP emissions:

For each . . .	You must meet the following requirement, except during periods of startup . . .	During periods of startup you must . . .
1. Non-Emergency, non-black start CI stationary RICE ≤300 HP	a. Change oil and filter every 1,000 hours of operation or annually, whichever comes first; <sup>1</sup> b. Inspect air cleaner every 1,000 hours of operation or annually, whichever comes first, and replace as necessary; c. Inspect all hoses and belts every 500 hours of operation or annually, whichever comes first, and replace as necessary.	Minimize the engine's time spent at idle and minimize the engine's startup time at startup to a period needed for appropriate and safe loading of the engine, not to exceed 30 minutes, after which time the non-startup emission limitations apply.
2. Non-Emergency, non-black start CI stationary RICE 300<HP≤500	a. Limit concentration of CO in the stationary RICE exhaust to 49 ppmvd at 15 percent O <sub>2</sub> ; or	
	b. Reduce CO emissions by 70 percent or more.	
3. Non-Emergency, non-black start CI stationary RICE >500 HP	a. Limit concentration of CO in the stationary RICE exhaust to 23 ppmvd at 15 percent O <sub>2</sub> ; or	
	b. Reduce CO emissions	

	by 70 percent or more.	
4. Emergency stationary CI RICE and black start stationary CI RICE. <sup>2</sup>	a. Change oil and filter every 500 hours of operation or annually, whichever comes first; <sup>1</sup>	
	b. Inspect air cleaner every 1,000 hours of operation or annually, whichever comes first, and replace as necessary; and	
	c. Inspect all hoses and belts every 500 hours of operation or annually, whichever comes first, and replace as necessary.	
5. Emergency stationary SI RICE; black start stationary SI RICE; non-emergency, non-black start 4SLB stationary RICE >500 HP that operate 24 hours or less per calendar year; non-emergency, non-black start 4SRB stationary RICE >500 HP that operate 24 hours or less per calendar year. <sup>2</sup>	a. Change oil and filter every 500 hours of operation or annually, whichever comes first; <sup>1</sup> ; b. Inspect spark plugs every 1,000 hours of operation or annually, whichever comes first, and replace as necessary; and c. Inspect all hoses and belts every 500 hours of operation or annually, whichever comes first, and replace as necessary.	
6. Non-emergency, non-black start 2SLB stationary RICE	a. Change oil and filter every 4,320 hours of operation or annually, whichever comes first; <sup>1</sup>	
	b. Inspect spark plugs every 4,320 hours of operation or annually, whichever comes first, and replace as necessary; and	
	c. Inspect all hoses and belts every 4,320 hours of operation or annually, whichever comes first, and replace as necessary.	
7. Non-emergency, non-black start 4SLB	a. Change oil and filter	

stationary RICE ≤500 HP	every 1,440 hours of operation or annually, whichever comes first; <sup>1</sup>	
	b. Inspect spark plugs every 1,440 hours of operation or annually, whichever comes first, and replace as necessary; and	
	c. Inspect all hoses and belts every 1,440 hours of operation or annually, whichever comes first, and replace as necessary.	
8. Non-emergency, non-black start 4SLB remote stationary RICE >500 HP	a. Change oil and filter every 2,160 hours of operation or annually, whichever comes first; <sup>1</sup>	
	b. Inspect spark plugs every 2,160 hours of operation or annually, whichever comes first, and replace as necessary; and	
	c. Inspect all hoses and belts every 2,160 hours of operation or annually, whichever comes first, and replace as necessary.	
9. Non-emergency, non-black start 4SLB stationary RICE >500 HP that are not remote stationary RICE and that operate more than 24 hours per calendar year	Install an oxidation catalyst to reduce HAP emissions from the stationary RICE.	
10. Non-emergency, non-black start 4SRB stationary RICE ≤500 HP	a. Change oil and filter every 1,440 hours of operation or annually, whichever comes first; <sup>1</sup>	
	b. Inspect spark plugs every 1,440 hours of operation or annually, whichever comes first, and replace as necessary; and	
	c. Inspect all hoses and belts every 1,440 hours of operation or annually, whichever comes first,	

	and replace as necessary.	
11. Non-emergency, non-black start 4SRB remote stationary RICE >500 HP	a. Change oil and filter every 2,160 hours of operation or annually, whichever comes first; <sup>1</sup>	
	b. Inspect spark plugs every 2,160 hours of operation or annually, whichever comes first, and replace as necessary; and	
	c. Inspect all hoses and belts every 2,160 hours of operation or annually, whichever comes first, and replace as necessary.	
12. Non-emergency, non-black start 4SRB stationary RICE >500 HP that are not remote stationary RICE and that operate more than 24 hours per calendar year	Install NSCR to reduce HAP emissions from the stationary RICE.	
13. Non-emergency, non-black start stationary RICE which combusts landfill or digester gas equivalent to 10 percent or more of the gross heat input on an annual basis	a. Change oil and filter every 1,440 hours of operation or annually, whichever comes first; <sup>1</sup> b. Inspect spark plugs every 1,440 hours of operation or annually, whichever comes first, and replace as necessary; and	
	c. Inspect all hoses and belts every 1,440 hours of operation or annually, whichever comes first, and replace as necessary.	

<sup>1</sup>Sources have the option to utilize an oil analysis program as described in §63.6625(i) or (j) in order to extend the specified oil change requirement in Table 2d of this subpart.

<sup>2</sup>If an emergency engine is operating during an emergency and it is not possible to shut down the engine in order to perform the management practice requirements on the schedule required in Table 2d of this subpart, or if performing the management practice on the required schedule would otherwise pose an unacceptable risk under federal, state, or local law, the management practice can be delayed until the emergency is over or the unacceptable risk under federal, state, or local law has abated. The management practice should be performed as soon as practicable after the emergency has ended or the unacceptable risk under federal, state, or local law has abated. Sources must report any failure to perform the management practice on the schedule required and the federal, state or local law under which the risk was deemed unacceptable.

**Table 3 to Subpart ZZZZ of Part 63—Subsequent Performance Tests**

As stated in §§63.6615 and 63.6620, you must comply with the following subsequent performance test requirements:

<b>For each . . .</b>	<b>Complying with the requirement to . . .</b>	<b>You must . . .</b>
1. New or reconstructed 2SLB stationary RICE >500 HP located at major sources; new or reconstructed 4SLB stationary RICE ≥250 HP located at major sources; and new or reconstructed CI stationary RICE >500 HP located at major sources	Reduce CO emissions and not using a CEMS	Conduct subsequent performance tests semiannually. <sup>1</sup>
2. 4SRB stationary RICE ≥5,000 HP located at major sources	Reduce formaldehyde emissions	Conduct subsequent performance tests semiannually. <sup>1</sup>
3. Stationary RICE >500 HP located at major sources and new or reconstructed 4SLB stationary RICE 250≤HP≤500 located at major sources	Limit the concentration of formaldehyde in the stationary RICE exhaust	Conduct subsequent performance tests semiannually. <sup>1</sup>
4. Existing non-emergency, non-black start CI stationary RICE >500 HP that are not limited use stationary RICE	Limit or reduce CO emissions and not using a CEMS	Conduct subsequent performance tests every 8,760 hours or 3 years, whichever comes first.
5. Existing non-emergency, non-black start CI stationary RICE >500 HP that are limited use stationary RICE	Limit or reduce CO emissions and not using a CEMS	Conduct subsequent performance tests every 8,760 hours or 5 years, whichever comes first.

<sup>1</sup>After you have demonstrated compliance for two consecutive tests, you may reduce the frequency of subsequent performance tests to annually. If the results of any subsequent annual performance test indicate the stationary RICE is not in compliance with the CO or formaldehyde emission limitation, or you deviate from any of your operating limitations, you must resume semiannual performance tests.

**Table 4 to Subpart ZZZZ of Part 63—Requirements for Performance Tests**

As stated in §§63.6610, 63.6611, 63.6620, and 63.6640, you must comply with the following requirements for performance tests for stationary RICE:

<b>For each . . .</b>	<b>Complying with the requirement to . . .</b>	<b>You must . . .</b>	<b>Using . . .</b>	<b>According to the following requirements . . .</b>
1. 2SLB, 4SLB, and CI	a. reduce CO emissions	i. Select the sampling port location and the number/location of		(a) For CO and O <sub>2</sub> measurement, ducts ≤6 inches in diameter may be

stationary RICE		traverse points at the inlet and outlet of the control device; and		sampled at a single point located at the duct centroid and ducts >6 and ≤12 inches in diameter may be sampled at 3 traverse points located at 16.7, 50.0, and 83.3% of the measurement line ('3-point long line'). If the duct is >12 inches in diameter <i>and</i> the sampling port location meets the two and half-diameter criterion of Section 11.1.1 of Method 1 of 40 CFR part 60, appendix A-1, the duct may be sampled at '3-point long line'; otherwise, conduct the stratification testing and select sampling points according to Section 8.1.2 of Method 7E of 40 CFR part 60, appendix A-4.
		ii. Measure the O <sub>2</sub> at the inlet and outlet of the control device; and	(1) Method 3 or 3A or 3B of 40 CFR part 60, appendix A-2, or ASTM Method D6522-00 (Reapproved 2005) <sup>ac</sup> (heated probe not necessary)	(b) Measurements to determine O <sub>2</sub> must be made at the same time as the measurements for CO concentration.
		iii. Measure the CO at the inlet and the outlet of the control device	(1) ASTM D6522-00 (Reapproved 2005) <sup>abc</sup> (heated probe not necessary) or Method 10 of 40 CFR part 60, appendix A-4	(c) The CO concentration must be at 15 percent O <sub>2</sub> , dry basis.
2. 4SRB stationary RICE	a. reduce formaldehyde emissions	i. Select the sampling port location and the number/location of traverse points at the inlet and outlet of the control device; and		(a) For formaldehyde, O <sub>2</sub> , and moisture measurement, ducts ≤6 inches in diameter may be sampled at a single point located at the duct centroid and ducts >6 and ≤12 inches in diameter may be sampled at 3 traverse points located at 16.7, 50.0, and 83.3% of the measurement line ('3-point long line'). If the duct is >12 inches in diameter <i>and</i> the sampling port location meets the two and half-diameter criterion of Section 11.1.1 of Method 1 of 40 CFR part 60, appendix A, the duct may be sampled at '3-point long line'; otherwise, conduct the stratification testing and select

				sampling points according to Section 8.1.2 of Method 7E of 40 CFR part 60, appendix A.
		ii. Measure O <sub>2</sub> at the inlet and outlet of the control device; and	(1) Method 3 or 3A or 3B of 40 CFR part 60, appendix A-2, or ASTM Method D6522-00 (Reapproved 2005) <sup>a</sup> (heated probe not necessary)	(a) Measurements to determine O <sub>2</sub> concentration must be made at the same time as the measurements for formaldehyde or THC concentration.
		iii. Measure moisture content at the inlet and outlet of the control device; and	(1) Method 4 of 40 CFR part 60, appendix A-3, or Method 320 of 40 CFR part 63, appendix A, or ASTM D 6348-03 <sup>a</sup>	(a) Measurements to determine moisture content must be made at the same time and location as the measurements for formaldehyde or THC concentration.
		iv. If demonstrating compliance with the formaldehyde percent reduction requirement, measure formaldehyde at the inlet and the outlet of the control device	(1) Method 320 or 323 of 40 CFR part 63, appendix A; or ASTM D6348-03 <sup>a</sup> , provided in ASTM D6348-03 Annex A5 (Analyte Spiking Technique), the percent R must be greater than or equal to 70 and less than or equal to 130	(a) Formaldehyde concentration must be at 15 percent O <sub>2</sub> , dry basis. Results of this test consist of the average of the three 1-hour or longer runs.
		v. If demonstrating compliance with the THC percent reduction requirement, measure THC at the inlet and the outlet of the control device	(1) Method 25A, reported as propane, of 40 CFR part 60, appendix A-7	(a) THC concentration must be at 15 percent O <sub>2</sub> , dry basis. Results of this test consist of the average of the three 1-hour or longer runs.
3. Stationary RICE	a. limit the concentration of formaldehyde or CO in the stationary RICE exhaust	i. Select the sampling port location and the number/location of traverse points at the exhaust of the stationary RICE; and		(a) For formaldehyde, CO, O <sub>2</sub> , and moisture measurement, ducts ≤6 inches in diameter may be sampled at a single point located at the duct centroid and ducts >6 and ≤12 inches in diameter may be sampled at 3 traverse points located at 16.7, 50.0, and 83.3% of the measurement line ('3-point long line'). If the duct is >12 inches in diameter <i>and</i> the sampling port location meets the two and half-diameter criterion of Section 11.1.1 of Method 1 of 40 CFR

				part 60, appendix A, the duct may be sampled at '3-point long line'; otherwise, conduct the stratification testing and select sampling points according to Section 8.1.2 of Method 7E of 40 CFR part 60, appendix A. If using a control device, the sampling site must be located at the outlet of the control device.
		ii. Determine the O <sub>2</sub> concentration of the stationary RICE exhaust at the sampling port location; and	(1) Method 3 or 3A or 3B of 40 CFR part 60, appendix A-2, or ASTM Method D6522-00 (Reapproved 2005) <sup>a</sup> (heated probe not necessary)	(a) Measurements to determine O <sub>2</sub> concentration must be made at the same time and location as the measurements for formaldehyde or CO concentration.
		iii. Measure moisture content of the stationary RICE exhaust at the sampling port location; and	(1) Method 4 of 40 CFR part 60, appendix A-3, or Method 320 of 40 CFR part 63, appendix A, or ASTM D 6348-03 <sup>a</sup>	(a) Measurements to determine moisture content must be made at the same time and location as the measurements for formaldehyde or CO concentration.
		iv. Measure formaldehyde at the exhaust of the stationary RICE; or	(1) Method 320 or 323 of 40 CFR part 63, appendix A; or ASTM D6348-03 <sup>a</sup> , provided in ASTM D6348-03 Annex A5 (Analyte Spiking Technique), the percent R must be greater than or equal to 70 and less than or equal to 130	(a) Formaldehyde concentration must be at 15 percent O <sub>2</sub> , dry basis. Results of this test consist of the average of the three 1-hour or longer runs.
		v. measure CO at the exhaust of the stationary RICE	(1) Method 10 of 40 CFR part 60, appendix A-4, ASTM Method D6522-00 (2005) <sup>ac</sup> , Method 320 of 40 CFR part 63, appendix A, or ASTM D6348-03 <sup>a</sup>	(a) CO concentration must be at 15 percent O <sub>2</sub> , dry basis. Results of this test consist of the average of the three 1-hour or longer runs.

<sup>a</sup>You may also use Methods 3A and 10 as options to ASTM-D6522-00 (2005). You may obtain a copy of ASTM-D6522-00 (2005) from at least one of the following addresses: American Society for Testing and Materials, 100 Barr Harbor Drive, West Conshohocken, PA 19428-2959, or University Microfilms International, 300 North Zeeb Road, Ann Arbor, MI 48106.



<sup>b</sup>You may obtain a copy of ASTM-D6348-03 from at least one of the following addresses: American Society for Testing and Materials, 100 Barr Harbor Drive, West Conshohocken, PA 19428-2959, or University Microfilms International, 300 North Zeeb Road, Ann Arbor, MI 48106.

[79 FR 11290, Feb. 27, 2014]

**Table 5 to Subpart ZZZZ of Part 63—Initial Compliance With Emission Limitations, Operating Limitations, and Other Requirements**

As stated in §§63.6612, 63.6625 and 63.6630, you must initially comply with the emission and operating limitations as required by the following:

For each . . .	Complying with the requirement to . . .	You have demonstrated initial compliance if . . .
1. New or reconstructed non-emergency 2SLB stationary RICE >500 HP located at a major source of HAP, new or reconstructed non-emergency 4SLB stationary RICE ≥250 HP located at a major source of HAP, non-emergency stationary CI RICE >500 HP located at a major source of HAP, and existing non-emergency stationary CI RICE >500 HP located at an area source of HAP	a. Reduce CO emissions and using oxidation catalyst, and using a CPMS	i. The average reduction of emissions of CO determined from the initial performance test achieves the required CO percent reduction; and ii. You have installed a CPMS to continuously monitor catalyst inlet temperature according to the requirements in §63.6625(b); and iii. You have recorded the catalyst pressure drop and catalyst inlet temperature during the initial performance test.
2. Non-emergency stationary CI RICE >500 HP located at a major source of HAP, and existing non-emergency stationary CI RICE >500 HP located at an area source of HAP	a. Limit the concentration of CO, using oxidation catalyst, and using a CPMS	i. The average CO concentration determined from the initial performance test is less than or equal to the CO emission limitation; and
		ii. You have installed a CPMS to continuously monitor catalyst inlet temperature according to the requirements in §63.6625(b); and
		iii. You have recorded the catalyst pressure drop and catalyst inlet temperature during the initial performance test.
3. New or reconstructed non-emergency 2SLB stationary RICE >500 HP located at a major source of HAP, new or reconstructed non-emergency 4SLB stationary RICE ≥250 HP located at a major source of HAP, non-emergency stationary CI RICE >500 HP located at a major source of HAP, and existing non-emergency stationary CI RICE >500 HP located at an area source of HAP	a. Reduce CO emissions and not using oxidation catalyst	i. The average reduction of emissions of CO determined from the initial performance test achieves the required CO percent reduction; and ii. You have installed a CPMS to continuously monitor operating parameters approved by the Administrator (if any) according to the requirements in §63.6625(b); and iii. You have recorded the approved operating parameters (if any) during the initial performance test.

4. Non-emergency stationary CI RICE >500 HP located at a major source of HAP, and existing non-emergency stationary CI RICE >500 HP located at an area source of HAP	a. Limit the concentration of CO, and not using oxidation catalyst	i. The average CO concentration determined from the initial performance test is less than or equal to the CO emission limitation; and ii. You have installed a CPMS to continuously monitor operating parameters approved by the Administrator (if any) according to the requirements in §63.6625(b); and
		iii. You have recorded the approved operating parameters (if any) during the initial performance test.
5. New or reconstructed non-emergency 2SLB stationary RICE >500 HP located at a major source of HAP, new or reconstructed non-emergency 4SLB stationary RICE ≥250 HP located at a major source of HAP, non-emergency stationary CI RICE >500 HP located at a major source of HAP, and existing non-emergency stationary CI RICE >500 HP located at an area source of HAP	a. Reduce CO emissions, and using a CEMS	i. You have installed a CEMS to continuously monitor CO and either O <sub>2</sub> or CO <sub>2</sub> at both the inlet and outlet of the oxidation catalyst according to the requirements in §63.6625(a); and ii. You have conducted a performance evaluation of your CEMS using PS 3 and 4A of 40 CFR part 60, appendix B; and
		iii. The average reduction of CO calculated using §63.6620 equals or exceeds the required percent reduction. The initial test comprises the first 4-hour period after successful validation of the CEMS. Compliance is based on the average percent reduction achieved during the 4-hour period.
6. Non-emergency stationary CI RICE >500 HP located at a major source of HAP, and existing non-emergency stationary CI RICE >500 HP located at an area source of HAP	a. Limit the concentration of CO, and using a CEMS	i. You have installed a CEMS to continuously monitor CO and either O <sub>2</sub> or CO <sub>2</sub> at the outlet of the oxidation catalyst according to the requirements in §63.6625(a); and
		ii. You have conducted a performance evaluation of your CEMS using PS 3 and 4A of 40 CFR part 60, appendix B; and
		iii. The average concentration of CO calculated using §63.6620 is less than or equal to the CO emission limitation. The initial test comprises the first 4-hour period after successful validation of the CEMS. Compliance is based on the average concentration measured during the 4-hour period.
7. Non-emergency 4SRB stationary RICE >500 HP located at a major source of HAP	a. Reduce formaldehyde emissions and using NSCR	i. The average reduction of emissions of formaldehyde determined from the initial performance test is equal to or greater than the required formaldehyde

		percent reduction, or the average reduction of emissions of THC determined from the initial performance test is equal to or greater than 30 percent; and
		ii. You have installed a CPMS to continuously monitor catalyst inlet temperature according to the requirements in §63.6625(b); and
		iii. You have recorded the catalyst pressure drop and catalyst inlet temperature during the initial performance test.
8. Non-emergency 4SRB stationary RICE >500 HP located at a major source of HAP	a. Reduce formaldehyde emissions and not using NSCR	i. The average reduction of emissions of formaldehyde determined from the initial performance test is equal to or greater than the required formaldehyde percent reduction or the average reduction of emissions of THC determined from the initial performance test is equal to or greater than 30 percent; and
		ii. You have installed a CPMS to continuously monitor operating parameters approved by the Administrator (if any) according to the requirements in §63.6625(b); and
		iii. You have recorded the approved operating parameters (if any) during the initial performance test.
9. New or reconstructed non-emergency stationary RICE >500 HP located at a major source of HAP, new or reconstructed non-emergency 4SLB stationary RICE 250≤HP≤500 located at a major source of HAP, and existing non-emergency 4SRB stationary RICE >500 HP located at a major source of HAP	a. Limit the concentration of formaldehyde in the stationary RICE exhaust and using oxidation catalyst or NSCR	i. The average formaldehyde concentration, corrected to 15 percent O <sub>2</sub> , dry basis, from the three test runs is less than or equal to the formaldehyde emission limitation; and ii. You have installed a CPMS to continuously monitor catalyst inlet temperature according to the requirements in §63.6625(b); and
		iii. You have recorded the catalyst pressure drop and catalyst inlet temperature during the initial performance test.
10. New or reconstructed non-emergency stationary RICE >500 HP located at a major source of HAP, new or reconstructed non-emergency 4SLB stationary RICE 250≤HP≤500 located at a major source of HAP, and existing non-emergency 4SRB stationary RICE >500	a. Limit the concentration of formaldehyde in the stationary RICE exhaust and not using oxidation catalyst or NSCR	i. The average formaldehyde concentration, corrected to 15 percent O <sub>2</sub> , dry basis, from the three test runs is less than or equal to the formaldehyde emission limitation; and ii. You have installed a CPMS to continuously monitor operating

HP located at a major source of HAP		parameters approved by the Administrator (if any) according to the requirements in §63.6625(b); and
		iii. You have recorded the approved operating parameters (if any) during the initial performance test.
11. Existing non-emergency stationary RICE 100≤HP≤500 located at a major source of HAP, and existing non-emergency stationary CI RICE 300<HP≤500 located at an area source of HAP	a. Reduce CO emissions	i. The average reduction of emissions of CO or formaldehyde, as applicable determined from the initial performance test is equal to or greater than the required CO or formaldehyde, as applicable, percent reduction.
12. Existing non-emergency stationary RICE 100≤HP≤500 located at a major source of HAP, and existing non-emergency stationary CI RICE 300<HP≤500 located at an area source of HAP	a. Limit the concentration of formaldehyde or CO in the stationary RICE exhaust	i. The average formaldehyde or CO concentration, as applicable, corrected to 15 percent O <sub>2</sub> , dry basis, from the three test runs is less than or equal to the formaldehyde or CO emission limitation, as applicable.
13. Existing non-emergency 4SLB stationary RICE >500 HP located at an area source of HAP that are not remote stationary RICE and that are operated more than 24 hours per calendar year	a. Install an oxidation catalyst	i. You have conducted an initial compliance demonstration as specified in §63.6630(e) to show that the average reduction of emissions of CO is 93 percent or more, or the average CO concentration is less than or equal to 47 ppmvd at 15 percent O <sub>2</sub> ;
		ii. You have installed a CPMS to continuously monitor catalyst inlet temperature according to the requirements in §63.6625(b), or you have installed equipment to automatically shut down the engine if the catalyst inlet temperature exceeds 1350 °F.
14. Existing non-emergency 4SRB stationary RICE >500 HP located at an area source of HAP that are not remote stationary RICE and that are operated more than 24 hours per calendar year	a. Install NSCR	i. You have conducted an initial compliance demonstration as specified in §63.6630(e) to show that the average reduction of emissions of CO is 75 percent or more, the average CO concentration is less than or equal to 270 ppmvd at 15 percent O <sub>2</sub> , or the average reduction of emissions of THC is 30 percent or more;
		ii. You have installed a CPMS to continuously monitor catalyst inlet temperature according to the requirements in §63.6625(b), or you have installed equipment to automatically shut down the engine if the catalyst inlet temperature exceeds 1250 °F.

**Table 6 to Subpart ZZZZ of Part 63—Continuous Compliance With Emission Limitations, and Other Requirements**

As stated in §63.6640, you must continuously comply with the emissions and operating limitations and work or management practices as required by the following:

For each . . .	Complying with the requirement to . . .	You must demonstrate continuous compliance by . . .
1. New or reconstructed non-emergency 2SLB stationary RICE >500 HP located at a major source of HAP, new or reconstructed non-emergency 4SLB stationary RICE ≥250 HP located at a major source of HAP, and new or reconstructed non-emergency CI stationary RICE >500 HP located at a major source of HAP	a. Reduce CO emissions and using an oxidation catalyst, and using a CPMS	i. Conducting semiannual performance tests for CO to demonstrate that the required CO percent reduction is achieved <sup>a</sup> ; and ii. Collecting the catalyst inlet temperature data according to §63.6625(b); and iii. Reducing these data to 4-hour rolling averages; and
		iv. Maintaining the 4-hour rolling averages within the operating limitations for the catalyst inlet temperature; and
		v. Measuring the pressure drop across the catalyst once per month and demonstrating that the pressure drop across the catalyst is within the operating limitation established during the performance test.
2. New or reconstructed non-emergency 2SLB stationary RICE >500 HP located at a major source of HAP, new or reconstructed non-emergency 4SLB stationary RICE ≥250 HP located at a major source of HAP, and new or reconstructed non-emergency CI stationary RICE >500 HP located at a major source of HAP	a. Reduce CO emissions and not using an oxidation catalyst, and using a CPMS	i. Conducting semiannual performance tests for CO to demonstrate that the required CO percent reduction is achieved <sup>a</sup> ; and ii. Collecting the approved operating parameter (if any) data according to §63.6625(b); and iii. Reducing these data to 4-hour rolling averages; and
		iv. Maintaining the 4-hour rolling averages within the operating limitations for the operating parameters established during the performance test.
3. New or reconstructed non-emergency 2SLB stationary RICE >500 HP located at a major source of HAP, new or reconstructed non-emergency 4SLB stationary RICE ≥250 HP located at a major source of HAP, new or reconstructed non-emergency stationary CI RICE >500 HP located at a major source of HAP, and existing non-	a. Reduce CO emissions or limit the concentration of CO in the stationary RICE exhaust, and using a CEMS	i. Collecting the monitoring data according to §63.6625(a), reducing the measurements to 1-hour averages, calculating the percent reduction or concentration of CO emissions according to §63.6620; and ii. Demonstrating that the catalyst achieves the required percent reduction of CO emissions over the 4-hour

emergency stationary CI RICE >500 HP		averaging period, or that the emission remain at or below the CO concentration limit; and
		iii. Conducting an annual RATA of your CEMS using PS 3 and 4A of 40 CFR part 60, appendix B, as well as daily and periodic data quality checks in accordance with 40 CFR part 60, appendix F, procedure 1.
4. Non-emergency 4SRB stationary RICE >500 HP located at a major source of HAP	a. Reduce formaldehyde emissions and using NSCR	i. Collecting the catalyst inlet temperature data according to §63.6625(b); and
		ii. Reducing these data to 4-hour rolling averages; and
		iii. Maintaining the 4-hour rolling averages within the operating limitations for the catalyst inlet temperature; and
		iv. Measuring the pressure drop across the catalyst once per month and demonstrating that the pressure drop across the catalyst is within the operating limitation established during the performance test.
5. Non-emergency 4SRB stationary RICE >500 HP located at a major source of HAP	a. Reduce formaldehyde emissions and not using NSCR	i. Collecting the approved operating parameter (if any) data according to §63.6625(b); and
		ii. Reducing these data to 4-hour rolling averages; and
		iii. Maintaining the 4-hour rolling averages within the operating limitations for the operating parameters established during the performance test.
6. Non-emergency 4SRB stationary RICE with a brake HP $\geq 5,000$ located at a major source of HAP	a. Reduce formaldehyde emissions	Conducting semiannual performance tests for formaldehyde to demonstrate that the required formaldehyde percent reduction is achieved, or to demonstrate that the average reduction of emissions of THC determined from the performance test is equal to or greater than 30 percent. <sup>a</sup>
7. New or reconstructed non-emergency stationary RICE >500 HP located at a major source of HAP and new or reconstructed non-emergency 4SLB stationary RICE $250 \leq \text{HP} \leq 500$ located at a major source of HAP	a. Limit the concentration of formaldehyde in the stationary RICE exhaust and using oxidation catalyst or	i. Conducting semiannual performance tests for formaldehyde to demonstrate that your emissions remain at or below the formaldehyde concentration limit <sup>a</sup> ; and ii. Collecting the catalyst inlet

	NSCR	temperature data according to §63.6625(b); and
		iii. Reducing these data to 4-hour rolling averages; and
		iv. Maintaining the 4-hour rolling averages within the operating limitations for the catalyst inlet temperature; and
		v. Measuring the pressure drop across the catalyst once per month and demonstrating that the pressure drop across the catalyst is within the operating limitation established during the performance test.
8. New or reconstructed non-emergency stationary RICE >500 HP located at a major source of HAP and new or reconstructed non-emergency 4SLB stationary RICE 250≤HP≤500 located at a major source of HAP	a. Limit the concentration of formaldehyde in the stationary RICE exhaust and not using oxidation catalyst or NSCR	i. Conducting semiannual performance tests for formaldehyde to demonstrate that your emissions remain at or below the formaldehyde concentration limit <sup>a</sup> ; and ii. Collecting the approved operating parameter (if any) data according to §63.6625(b); and
		iii. Reducing these data to 4-hour rolling averages; and
		iv. Maintaining the 4-hour rolling averages within the operating limitations for the operating parameters established during the performance test.
9. Existing emergency and black start stationary RICE ≤500 HP located at a major source of HAP, existing non-emergency stationary RICE <100 HP located at a major source of HAP, existing emergency and black start stationary RICE located at an area source of HAP, existing non-emergency stationary CI RICE ≤300 HP located at an area source of HAP, existing non-emergency 2SLB stationary RICE located at an area source of HAP, existing non-emergency stationary SI RICE located at an area source of HAP which combusts landfill or digester gas equivalent to 10 percent or more of the gross heat input on an annual basis, existing non-emergency 4SLB and 4SRB stationary RICE ≤500 HP located at an area source of HAP, existing non-emergency 4SLB and 4SRB stationary RICE >500 HP located at an area source of HAP that operate 24 hours or less per calendar	a. Work or Management practices	i. Operating and maintaining the stationary RICE according to the manufacturer's emission-related operation and maintenance instructions; or ii. Develop and follow your own maintenance plan which must provide to the extent practicable for the maintenance and operation of the engine in a manner consistent with good air pollution control practice for minimizing emissions.

year, and existing non-emergency 4SLB and 4SRB stationary RICE >500 HP located at an area source of HAP that are remote stationary RICE		
10. Existing stationary CI RICE >500 HP that are not limited use stationary RICE	a. Reduce CO emissions, or limit the concentration of CO in the stationary RICE exhaust, and using oxidation catalyst	i. Conducting performance tests every 8,760 hours or 3 years, whichever comes first, for CO or formaldehyde, as appropriate, to demonstrate that the required CO or formaldehyde, as appropriate, percent reduction is achieved or that your emissions remain at or below the CO or formaldehyde concentration limit; and
		ii. Collecting the catalyst inlet temperature data according to §63.6625(b); and
		iii. Reducing these data to 4-hour rolling averages; and
		iv. Maintaining the 4-hour rolling averages within the operating limitations for the catalyst inlet temperature; and
		v. Measuring the pressure drop across the catalyst once per month and demonstrating that the pressure drop across the catalyst is within the operating limitation established during the performance test.
11. Existing stationary CI RICE >500 HP that are not limited use stationary RICE	a. Reduce CO emissions, or limit the concentration of CO in the stationary RICE exhaust, and not using oxidation catalyst	i. Conducting performance tests every 8,760 hours or 3 years, whichever comes first, for CO or formaldehyde, as appropriate, to demonstrate that the required CO or formaldehyde, as appropriate, percent reduction is achieved or that your emissions remain at or below the CO or formaldehyde concentration limit; and
		ii. Collecting the approved operating parameter (if any) data according to §63.6625(b); and
		iii. Reducing these data to 4-hour rolling averages; and
		iv. Maintaining the 4-hour rolling averages within the operating limitations for the operating parameters established during the performance test.
12. Existing limited use CI stationary RICE >500 HP	a. Reduce CO emissions or limit the concentration of CO in	i. Conducting performance tests every 8,760 hours or 5 years, whichever comes first, for CO or formaldehyde, as



	the stationary RICE exhaust, and using an oxidation catalyst	appropriate, to demonstrate that the required CO or formaldehyde, as appropriate, percent reduction is achieved or that your emissions remain at or below the CO or formaldehyde concentration limit; and
		ii. Collecting the catalyst inlet temperature data according to §63.6625(b); and
		iii. Reducing these data to 4-hour rolling averages; and
		iv. Maintaining the 4-hour rolling averages within the operating limitations for the catalyst inlet temperature; and
		v. Measuring the pressure drop across the catalyst once per month and demonstrating that the pressure drop across the catalyst is within the operating limitation established during the performance test.
13. Existing limited use CI stationary RICE >500 HP	a. Reduce CO emissions or limit the concentration of CO in the stationary RICE exhaust, and not using an oxidation catalyst	i. Conducting performance tests every 8,760 hours or 5 years, whichever comes first, for CO or formaldehyde, as appropriate, to demonstrate that the required CO or formaldehyde, as appropriate, percent reduction is achieved or that your emissions remain at or below the CO or formaldehyde concentration limit; and
		ii. Collecting the approved operating parameter (if any) data according to §63.6625(b); and
		iii. Reducing these data to 4-hour rolling averages; and
		iv. Maintaining the 4-hour rolling averages within the operating limitations for the operating parameters established during the performance test.
14. Existing non-emergency 4SLB stationary RICE >500 HP located at an area source of HAP that are not remote stationary RICE and that are operated more than 24 hours per calendar year	a. Install an oxidation catalyst	i. Conducting annual compliance demonstrations as specified in §63.6640(c) to show that the average reduction of emissions of CO is 93 percent or more, or the average CO concentration is less than or equal to 47 ppmvd at 15 percent O <sub>2</sub> ; and either ii. Collecting the catalyst inlet temperature data according to §63.6625(b), reducing these data to 4-

		hour rolling averages; and maintaining the 4-hour rolling averages within the limitation of greater than 450 °F and less than or equal to 1350 °F for the catalyst inlet temperature; or iii. Immediately shutting down the engine if the catalyst inlet temperature exceeds 1350 °F.
15. Existing non-emergency 4SRB stationary RICE >500 HP located at an area source of HAP that are not remote stationary RICE and that are operated more than 24 hours per calendar year	a. Install NSCR	i. Conducting annual compliance demonstrations as specified in §63.6640(c) to show that the average reduction of emissions of CO is 75 percent or more, the average CO concentration is less than or equal to 270 ppmvd at 15 percent O <sub>2</sub> , or the average reduction of emissions of THC is 30 percent or more; and either ii. Collecting the catalyst inlet temperature data according to §63.6625(b), reducing these data to 4-hour rolling averages; and maintaining the 4-hour rolling averages within the limitation of greater than or equal to 750 °F and less than or equal to 1250 °F for the catalyst inlet temperature; or iii. Immediately shutting down the engine if the catalyst inlet temperature exceeds 1250 °F.

<sup>a</sup>After you have demonstrated compliance for two consecutive tests, you may reduce the frequency of subsequent performance tests to annually. If the results of any subsequent annual performance test indicate the stationary RICE is not in compliance with the CO or formaldehyde emission limitation, or you deviate from any of your operating limitations, you must resume semiannual performance tests.

[78 FR 6715, Jan. 30, 2013]

**Table 7 to Subpart ZZZZ of Part 63—Requirements for Reports**

As stated in §63.6650, you must comply with the following requirements for reports:

<b>For each . . .</b>	<b>You must submit a . . .</b>	<b>The report must contain . . .</b>	<b>You must submit the report . . .</b>
1. Existing non-emergency, non-black start stationary RICE 100≤HP≤500 located at a major source of HAP; existing non-emergency, non-black start stationary CI RICE >500 HP located at a major source of HAP; existing non-emergency 4SRB stationary RICE >500 HP located	Compliance report	a. If there are no deviations from any emission limitations or operating limitations that apply to you, a statement that there were no deviations from the emission limitations or operating limitations during the reporting period. If there were no periods during which the CMS, including CEMS	i. Semiannually according to the requirements in §63.6650(b)(1)-(5) for engines that are not limited use stationary RICE subject to numerical emission limitations; and

at a major source of HAP; existing non-emergency, non-black start stationary CI RICE >300 HP located at an area source of HAP; new or reconstructed non-emergency stationary RICE >500 HP located at a major source of HAP; and new or reconstructed non-emergency 4SLB stationary RICE $250 \leq \text{HP} \leq 500$ located at a major source of HAP		and CPMS, was out-of-control, as specified in §63.8(c)(7), a statement that there were not periods during which the CMS was out-of-control during the reporting period; or	ii. Annually according to the requirements in §63.6650(b)(6)-(9) for engines that are limited use stationary RICE subject to numerical emission limitations.
		b. If you had a deviation from any emission limitation or operating limitation during the reporting period, the information in §63.6650(d). If there were periods during which the CMS, including CEMS and CPMS, was out-of-control, as specified in §63.8(c)(7), the information in §63.6650(e); or	i. Semiannually according to the requirements in §63.6650(b).
		c. If you had a malfunction during the reporting period, the information in §63.6650(c)(4).	i. Semiannually according to the requirements in §63.6650(b).
2. New or reconstructed non-emergency stationary RICE that combusts landfill gas or digester gas equivalent to 10 percent or more of the gross heat input on an annual basis	Report	a. The fuel flow rate of each fuel and the heating values that were used in your calculations, and you must demonstrate that the percentage of heat input provided by landfill gas or digester gas, is equivalent to 10 percent or more of the gross heat input on an annual basis; and	i. Annually, according to the requirements in §63.6650.
		b. The operating limits provided in your federally enforceable permit, and any deviations from these limits; and	i. See item 2.a.i.
		c. Any problems or errors suspected with the meters.	i. See item 2.a.i.
3. Existing non-emergency, non-black start 4SLB and 4SRB stationary RICE >500 HP located at an area source of HAP that are not remote stationary RICE and that operate more than 24 hours per calendar year	Compliance report	a. The results of the annual compliance demonstration, if conducted during the reporting period.	i. Semiannually according to the requirements in §63.6650(b)(1)-(5).
4. Emergency stationary RICE that operate or are contractually obligated to be available for more than 15 hours per year for the	Report	a. The information in §63.6650(h)(1)	i. annually according to the requirements in §63.6650(h)(2)-(3).

purposes specified in §63.6640(f)(2)(ii) and (iii) or that operate for the purposes specified in §63.6640(f)(4)(ii)			
---	--	--	--

[78 FR 6719, Jan. 30, 2013]

**Table 8 to Subpart ZZZZ of Part 63—Applicability of General Provisions to Subpart ZZZZ.**

As stated in §63.6665, you must comply with the following applicable general provisions.

<b>General provisions citation</b>	<b>Subject of citation</b>	<b>Applies to subpart</b>	<b>Explanation</b>
§63.1	General applicability of the General Provisions	Yes.	
§63.2	Definitions	Yes	Additional terms defined in §63.6675.
§63.3	Units and abbreviations	Yes.	
§63.4	Prohibited activities and circumvention	Yes.	
§63.5	Construction and reconstruction	Yes.	
§63.6(a)	Applicability	Yes.	
§63.6(b)(1)-(4)	Compliance dates for new and reconstructed sources	Yes.	
§63.6(b)(5)	Notification	Yes.	
§63.6(b)(6)	[Reserved]		
§63.6(b)(7)	Compliance dates for new and reconstructed area sources that become major sources	Yes.	
§63.6(c)(1)-(2)	Compliance dates for existing sources	Yes.	
§63.6(c)(3)-(4)	[Reserved]		
§63.6(c)(5)	Compliance dates for existing area sources that become major sources	Yes.	
§63.6(d)	[Reserved]		
§63.6(e)	Operation and maintenance	No.	
§63.6(f)(1)	Applicability of standards	No.	
§63.6(f)(2)	Methods for determining compliance	Yes.	
§63.6(f)(3)	Finding of compliance	Yes.	

§63.6(g)(1)-(3)	Use of alternate standard	Yes.	
§63.6(h)	Opacity and visible emission standards	No	Subpart ZZZZ does not contain opacity or visible emission standards.
§63.6(i)	Compliance extension procedures and criteria	Yes.	
§63.6(j)	Presidential compliance exemption	Yes.	
§63.7(a)(1)-(2)	Performance test dates	Yes	Subpart ZZZZ contains performance test dates at §§63.6610, 63.6611, and 63.6612.
§63.7(a)(3)	CAA section 114 authority	Yes.	
§63.7(b)(1)	Notification of performance test	Yes	Except that §63.7(b)(1) only applies as specified in §63.6645.
§63.7(b)(2)	Notification of rescheduling	Yes	Except that §63.7(b)(2) only applies as specified in §63.6645.
§63.7(c)	Quality assurance/test plan	Yes	Except that §63.7(c) only applies as specified in §63.6645.
§63.7(d)	Testing facilities	Yes.	
§63.7(e)(1)	Conditions for conducting performance tests	No.	Subpart ZZZZ specifies conditions for conducting performance tests at §63.6620.
§63.7(e)(2)	Conduct of performance tests and reduction of data	Yes	Subpart ZZZZ specifies test methods at §63.6620.
§63.7(e)(3)	Test run duration	Yes.	
§63.7(e)(4)	Administrator may require other testing under section 114 of the CAA	Yes.	
§63.7(f)	Alternative test method provisions	Yes.	
§63.7(g)	Performance test data analysis, recordkeeping, and reporting	Yes.	
§63.7(h)	Waiver of tests	Yes.	
§63.8(a)(1)	Applicability of monitoring requirements	Yes	Subpart ZZZZ contains specific requirements for monitoring at §63.6625.
§63.8(a)(2)	Performance specifications	Yes.	
§63.8(a)(3)	[Reserved]		
§63.8(a)(4)	Monitoring for control devices	No.	
§63.8(b)(1)	Monitoring	Yes.	

§63.8(b)(2)-(3)	Multiple effluents and multiple monitoring systems	Yes.	
§63.8(c)(1)	Monitoring system operation and maintenance	Yes.	
§63.8(c)(1)(i)	Routine and predictable SSM	No	
§63.8(c)(1)(ii)	SSM not in Startup Shutdown Malfunction Plan	Yes.	
§63.8(c)(1)(iii)	Compliance with operation and maintenance requirements	No	
§63.8(c)(2)-(3)	Monitoring system installation	Yes.	
§63.8(c)(4)	Continuous monitoring system (CMS) requirements	Yes	Except that subpart ZZZZ does not require Continuous Opacity Monitoring System (COMS).
§63.8(c)(5)	COMS minimum procedures	No	Subpart ZZZZ does not require COMS.
§63.8(c)(6)-(8)	CMS requirements	Yes	Except that subpart ZZZZ does not require COMS.
§63.8(d)	CMS quality control	Yes.	
§63.8(e)	CMS performance evaluation	Yes	Except for §63.8(e)(5)(ii), which applies to COMS.
		Except that §63.8(e) only applies as specified in §63.6645.	
§63.8(f)(1)-(5)	Alternative monitoring method	Yes	Except that §63.8(f)(4) only applies as specified in §63.6645.
§63.8(f)(6)	Alternative to relative accuracy test	Yes	Except that §63.8(f)(6) only applies as specified in §63.6645.
§63.8(g)	Data reduction	Yes	Except that provisions for COMS are not applicable. Averaging periods for demonstrating compliance are specified at §§63.6635 and 63.6640.
§63.9(a)	Applicability and State delegation of notification requirements	Yes.	
§63.9(b)(1)-(5)	Initial notifications	Yes	Except that §63.9(b)(3) is reserved.
		Except that §63.9(b) only applies as specified in §63.6645.	

§63.9(c)	Request for compliance extension	Yes	Except that §63.9(c) only applies as specified in §63.6645.
§63.9(d)	Notification of special compliance requirements for new sources	Yes	Except that §63.9(d) only applies as specified in §63.6645.
§63.9(e)	Notification of performance test	Yes	Except that §63.9(e) only applies as specified in §63.6645.
§63.9(f)	Notification of visible emission (VE)/opacity test	No	Subpart ZZZZ does not contain opacity or VE standards.
§63.9(g)(1)	Notification of performance evaluation	Yes	Except that §63.9(g) only applies as specified in §63.6645.
§63.9(g)(2)	Notification of use of COMS data	No	Subpart ZZZZ does not contain opacity or VE standards.
§63.9(g)(3)	Notification that criterion for alternative to RATA is exceeded	Yes	If alternative is in use.
		Except that §63.9(g) only applies as specified in §63.6645.	
§63.9(h)(1)-(6)	Notification of compliance status	Yes	Except that notifications for sources using a CEMS are due 30 days after completion of performance evaluations. §63.9(h)(4) is reserved.
			Except that §63.9(h) only applies as specified in §63.6645.
§63.9(i)	Adjustment of submittal deadlines	Yes.	
§63.9(j)	Change in previous information	Yes.	
§63.10(a)	Administrative provisions for recordkeeping/reporting	Yes.	
§63.10(b)(1)	Record retention	Yes	Except that the most recent 2 years of data do not have to be retained on site.
§63.10(b)(2)(i)-(v)	Records related to SSM	No.	
§63.10(b)(2)(vi)-(xi)	Records	Yes.	
§63.10(b)(2)(xii)	Record when under waiver	Yes.	
§63.10(b)(2)(xiii)	Records when using alternative to RATA	Yes	For CO standard if using RATA alternative.
§63.10(b)(2)(xiv)	Records of supporting documentation	Yes.	
§63.10(b)(3)	Records of applicability	Yes.	

	determination		
§63.10(c)	Additional records for sources using CEMS	Yes	Except that §63.10(c)(2)-(4) and (9) are reserved.
§63.10(d)(1)	General reporting requirements	Yes.	
§63.10(d)(2)	Report of performance test results	Yes.	
§63.10(d)(3)	Reporting opacity or VE observations	No	Subpart ZZZZ does not contain opacity or VE standards.
§63.10(d)(4)	Progress reports	Yes.	
§63.10(d)(5)	Startup, shutdown, and malfunction reports	No.	
§63.10(e)(1) and (2)(i)	Additional CMS Reports	Yes.	
§63.10(e)(2)(ii)	COMS-related report	No	Subpart ZZZZ does not require COMS.
§63.10(e)(3)	Excess emission and parameter exceedances reports	Yes.	Except that §63.10(e)(3)(i) (C) is reserved.
§63.10(e)(4)	Reporting COMS data	No	Subpart ZZZZ does not require COMS.
§63.10(f)	Waiver for recordkeeping/reporting	Yes.	
§63.11	Flares	No.	
§63.12	State authority and delegations	Yes.	
§63.13	Addresses	Yes.	
§63.14	Incorporation by reference	Yes.	
§63.15	Availability of information	Yes.	

[75 FR 9688, Mar. 3, 2010, as amended at 78 FR 6720, Jan. 30, 2013]



## Appendix C

NESHAP 40 CFR Part 63 Subpart WWWW – *National Emissions Standards for Hazardous Air Pollutants: Area Source Standards for Plating and Polishing Operations*

---

## Subpart WWWW—National Emission Standards for Hazardous Air Pollutants: Area Source Standards for Plating and Polishing Operations

---

### APPLICABILITY AND COMPLIANCE DATES

#### §63.11504 Am I subject to this subpart?

(a) You are subject to this subpart if you own or operate a plating and polishing facility that is an area source of hazardous air pollutant (HAP) emissions and meets the criteria specified in paragraphs (a)(1) through (3) of this section.

(1) A plating and polishing facility is a plant site that is engaged in one or more of the processes listed in paragraphs (a)(1)(i) through (vi) of this section.

(i) Electroplating other than chromium electroplating (i.e., non-chromium electroplating).

(ii) Electroless or non-electrolytic plating.

(iii) Other non-electrolytic metal coating processes, such as chromate conversion coating, nickel acetate sealing, sodium dichromate sealing, and manganese phosphate coating; and thermal spraying.

(iv) Dry mechanical polishing of finished metals and formed products after plating or thermal spraying.

(v) Electroforming.

(vi) Electropolishing.

(2) A plating or polishing facility is an area source of HAP emissions, where an area source is any stationary source or group of stationary sources within a contiguous area under common control that does not have the potential to emit any single HAP at a rate of 9.07 megagrams per year (Mg/yr) (10 tons per year (tpy)) or more and any combination of HAP at a rate of 22.68 Mg/yr (25 tpy) or more.

(3) Your plating and polishing facility uses or has emissions of compounds of one or more plating and polishing metal HAP, which means any compound of any of the following metals: cadmium, chromium, lead, manganese, and nickel, as defined in §63.11511, "What definitions apply to this subpart?" With the exception of lead, plating and polishing metal HAP also include any of these metals in the elemental form.

(b) [Reserved]

[73 FR 37741, July 1, 2008, as amended at 76 FR 57919, Sept. 19, 2011]

#### §63.11505 What parts of my plant does this subpart cover?

(a) This subpart applies to each new or existing affected source, as specified in paragraphs (a)(1) through (3) of this section, at all times. A new source is defined in §63.11511, "What definitions apply to this subpart?"

(1) Each tank that contains one or more of the plating and polishing metal HAP, as defined in §63.11511, “What definitions apply to this subpart?”, and is used for non-chromium electroplating; electroforming; electropolishing; electroless plating or other non-electrolytic metal coating operations, such as chromate conversion coating, nickel acetate sealing, sodium dichromate sealing, and manganese phosphate coating.

(2) Each thermal spraying operation that applies one or more of the plating and polishing metal HAP, as defined in §63.11511, “What definitions apply to this subpart?”

(3) Each dry mechanical polishing operation that emits one or more of the plating and polishing metal HAP, as defined in §63.11511, “What definitions apply to this subpart?”

(b) An affected source is existing if you commenced construction or reconstruction of the affected source on or before March 14, 2008.

(c) An affected source is new if you commenced construction or reconstruction of the affected source after March 14, 2008.

(d) This subpart does not apply to any of the process units or operations described in paragraphs (d)(1) through (6) of this section.

(1) Process units that are subject to the requirements of 40 CFR part 63, subpart N (National Emission Standards for Chromium Emissions from Hard and Decorative Chromium Electroplating and Chromium Anodizing Tanks).

(2) Research and development process units, as defined in §63.11511, “What definitions apply to this subpart?”

(3) Process units that are used strictly for educational purposes.

(4) Plating, polishing, coating, or thermal spraying conducted to repair surfaces or equipment.

(5) Dry mechanical polishing conducted to restore the original finish to a surface.

(6) Any plating or polishing process that uses process materials that contain cadmium, chromium, lead, or nickel (as the metal) in amounts less than 0.1 percent by weight, or that contain manganese in amounts less than 1.0 percent by weight (as the metal), as used. Information used to determine the amount of plating and polishing metal HAP in materials used in the plating or polishing process may include information reported on the Material Safety Data Sheet for the material, but is not required. For plating or polishing tanks, the HAP content may be determined from the final bath contents “as used” to plate or to polish.

(e) You are exempt from the obligation to obtain a permit under 40 CFR part 70 or 40 CFR part 71, “Title V,” provided you are not otherwise required to obtain a permit under 40 CFR 70.3(a) or 40 CFR 71.3(a) for a reason other than your status as an area source under this subpart. Notwithstanding the previous sentence, you must continue to comply with the provisions of this subpart applicable to area sources.

[73 FR 37741, July 1, 2008, as amended at 76 FR 57919, Sept. 19, 2011]

### **§63.11506 What are my compliance dates?**

(a) If you own or operate an existing affected source, you must achieve compliance with the applicable provisions of this subpart no later than July 1, 2010.

(b) If you own or operate a new affected source for which the initial startup date is on or before July 1, 2008, you must achieve compliance with the provisions of this subpart no later than July 1, 2008.

(c) If you own or operate a new affected source for which the initial startup date is after July 1, 2008, you must achieve compliance with the provisions of this subpart upon initial startup of your affected source.

## **STANDARDS AND COMPLIANCE REQUIREMENTS**

### **§63.11507 What are my standards and management practices?**

(a) If you own or operate an affected new or existing non-cyanide electroplating, electroforming, or electropolishing tank (hereafter referred to as an “electrolytic” process tank, as defined in §63.11511, “What definitions apply to this subpart?”) that contains one or more of the plating and polishing metal HAP and operates at a pH of less than 12, you must comply with the requirements in paragraph (a)(1), (2), or (3) of this section, and implement the applicable management practices in paragraph (g) of this section, as practicable.

(1) You must use a wetting agent/fume suppressant in the bath of the affected tank, as defined in §63.11511, “What definitions apply to this subpart?” and according to paragraphs (a)(1)(i) through (iii) of this section.

(i) You must initially add the wetting agent/fume suppressant in the amounts recommended by the manufacturer for the specific type of electrolytic process.

(ii) You must add wetting agent/fume suppressant in proportion to the other bath chemistry ingredients that are added to replenish the bath, as in the original make-up of the bath, or in proportions such that the bath contents are returned to that of the original make-up of the bath.

(iii) If a wetting agent/fume suppressant is included in the electrolytic process bath chemicals used in the affected tank according to the manufacturer's instructions, it is not necessary to add additional wetting agent/fume suppressants to the tank to comply with this rule.

(2) You must capture and exhaust emissions from the affected tank to any one of the following emission control devices: composite mesh pad, packed bed scrubber, or mesh pad mist eliminator, according to paragraphs (a)(2)(i) and (ii) of this section.

(i) You must operate all capture and control devices according to the manufacturer's specifications and operating instructions.

(ii) You must keep the manufacturer's specifications and operating instructions at the facility at all times in a location where they can be easily accessed by the operators.

(3) You must cover the tank surface according to paragraph (a)(3)(i) or (ii) of this section.

(i) For batch electrolytic process tanks, as defined in §63.11511, “What definitions apply to this subpart?”, you must use a tank cover, as defined in §63.11511, over all of the effective surface area of the tank for at least 95 percent of the electrolytic process operating time.

(ii) For continuous electrolytic process tanks, as defined in §63.11511, “What definitions apply to this subpart?”, you must cover at least 75 percent of the surface of the tank, as defined in §63.11511, whenever the electrolytic process tank is in operation.

(b) If you own or operate an affected new or existing “flash” or short-term electroplating tank, as defined in §63.11511, “What definitions apply to this subpart?”, that uses or emits one or more of the plating and polishing metal HAP, you must comply with the requirements specified in paragraph (b)(1) or (b)(2), and implement the applicable management practices in paragraph (g) of this section, as practicable.

(1) You must limit short-term or “flash” electroplating to no more than 1 cumulative hour per day or 3 cumulative minutes per hour of plating time.

(2) You must use a tank cover, as defined in §63.11511, “What definitions apply to this subpart?”, for at least 95 percent of the plating time.

(c) If you own or operate an affected new or existing process tank that is used both for short-term electroplating and for electrolytic processing of longer duration (i.e., processing that does not meet the definition of short-term or flash electroplating) and contains one or more of the plating and polishing metal HAP, you must meet the requirements specified in paragraph (a) or (b) of this section, whichever apply to the process operation, and implement the applicable management practices in paragraph (g) of this section, as practicable.

(d) If you own or operate an affected new or existing electroplating tank that uses cyanide in the plating bath, operates at pH greater than or equal to 12, and contains one or more of the plating and polishing metal HAP, you must comply with the requirements in paragraphs (d)(1) and (2) of this section:

(1) You must measure and record the pH of the bath upon startup of the bath, as defined in §63.11511, “What definitions apply to this subpart?” No additional pH measurements are required.

(2) You must implement the applicable management practices in paragraph (g) of this section, as practicable.

(e) If you own or operate an affected new or existing dry mechanical polishing machine that emits one or more of the plating and polishing metal HAP, you must operate a capture system that captures particulate matter (PM) emissions from the dry mechanical polishing process and transports the emissions to a cartridge, fabric, or high efficiency particulate air (HEPA) filter, according to paragraphs (e)(1) and (2) of this section.

(1) You must operate all capture and control devices according to the manufacturer's specifications and operating instructions.

(2) You must keep the manufacturer's specifications and operating instructions at the facility at all times in a location where they can be easily accessed by the operators.

(f) If you own or operate an affected thermal spraying operation that applies one or more of the plating and polishing metal HAP, you must meet the applicable requirements specified in paragraphs (f)(1) through (3) of this section, and the applicable management practices in paragraph (g) of this section.

(1) For existing permanent thermal spraying operations, you must operate a capture system that collects PM emissions from the thermal spraying process and transports the emissions to a water curtain, fabric filter, cartridge, or HEPA filter, according to paragraphs (f)(1)(i) and (ii) of this section.

(2) For new permanent thermal spraying operations, you must operate a capture system that collects PM emissions from the thermal spraying process and transports the emissions to a fabric, cartridge, or HEPA filter, according to paragraphs (f)(2)(i) and (ii) of this section.

(3) For temporary thermal spraying operations, as defined in §63.11511 "What definitions apply to this subpart?", you must meet the applicable requirements specified in paragraphs (f)(3)(i) and (ii) of this section.

(i) You must document the amount of time the thermal spraying occurs each day, and where it is conducted.

(ii) You must implement the applicable management practices specified in paragraph (g) of this section, as practicable.

(g) If you own or operate an affected new or existing plating and polishing process unit that contains, applies, or emits one or more of the plating and polishing metal HAP, you must implement the applicable management practices in paragraphs (g)(1) through (12) of this section, as practicable.

(1) Minimize bath agitation when removing any parts processed in the tank, as practicable except when necessary to meet part quality requirements.

(2) Maximize the draining of bath solution back into the tank, as practicable, by extending drip time when removing parts from the tank; using drain boards (also known as drip shields); or withdrawing parts slowly from the tank, as practicable.

(3) Optimize the design of barrels, racks, and parts to minimize dragout of bath solution (such as by using slotted barrels and tilted racks, or by designing parts with flow-through holes to allow the tank solution to drip back into the tank), as practicable.

(4) Use tank covers, if already owned and available at the facility, whenever practicable.

(5) Minimize or reduce heating of process tanks, as practicable (e.g., when doing so would not interrupt production or adversely affect part quality).

(6) Perform regular repair, maintenance, and preventive maintenance of racks, barrels, and other equipment associated with affected sources, as practicable.

(7) Minimize bath contamination, such as through the prevention or quick recovery of dropped parts, use of distilled/de-ionized water, water filtration, pre-cleaning of parts to be plated, and thorough rinsing of pre-treated parts to be plated, as practicable.

(8) Maintain quality control of chemicals, and chemical and other bath ingredient concentrations in the tanks, as practicable.

(9) Perform general good housekeeping, such as regular sweeping or vacuuming, if needed, and periodic washdowns, as practicable.

(10) Minimize spills and overflow of tanks, as practicable.

(11) Use squeegee rolls in continuous or reel-to-reel plating tanks, as practicable.

(12) Perform regular inspections to identify leaks and other opportunities for pollution prevention.

**§63.11508 What are my compliance requirements?**

(a) If you own or operate an affected source, you must submit a Notification of Compliance Status in accordance with §63.11509(b) of “What are my notification, reporting, and recordkeeping requirements?”

(b) You must be in compliance with the applicable management practices and equipment standards in this subpart at all times.

(c) To demonstrate initial compliance, you must satisfy the requirements specified in paragraphs (c)(1) through (11) of this section.

(1) If you own or operate an affected electroplating, electroforming, or electropolishing tank that contains one or more of the plating and polishing metal HAP and is subject to the requirements in §63.11507(a), “What are my standards and management practices?”, and you use a wetting agent/fume suppressant to comply with this subpart, you must demonstrate initial compliance according to paragraphs (c)(1)(i) through (iv) of this section.

(i) You must add wetting agent/fume suppressant to the bath of each affected tank according to manufacturer’s specifications and instructions.

(ii) You must state in your Notification of Compliance Status that you add wetting agent/fume suppressant to the bath according to manufacturer’s specifications and instructions.

(iii) You must implement the applicable management practices specified in §63.11507(g), “What are my standards and management practices?”, as practicable.

(iv) You must state in your Notification of Compliance Status that you have implemented the applicable management practices specified in §63.11507(g), “What are my standards and management practices?”, as practicable.

(2) If you own or operate an affected electroplating, electroforming, or electropolishing tank that contains one or more of the plating and polishing metal HAP and is subject to the requirements in §63.11507(a), “What are my standards and management practices?”, and you use a control system, as defined in §63.11511, “What definitions apply to this subpart?”, to comply with this subpart, you must demonstrate initial compliance according to paragraphs (c)(2)(i) through (v) of this section.

(i) You must install a control system designed to capture emissions from the affected tank and exhaust them to a composite mesh pad, packed bed scrubber, or mesh pad mist eliminator.

(ii) You must state in your Notification of Compliance Status that you have installed the control system according to the manufacturer’s specifications and instructions.

(iii) You must implement the applicable management practices specified in §63.11507(g), “What are my standards and management practices?”, as practicable.

(iv) You must state in your Notification of Compliance Status that you have implemented the applicable management practices specified in §63.11507(g), “What are my standards and management practices?”, as practicable.

(v) You must follow the manufacturer’s specifications and operating instructions for the control systems at all times.

(3) If you own or operate an affected batch electrolytic process tank, as defined in §63.11511, “What definitions apply to this subpart?” that contains one or more of the plating and polishing metal HAP and which is subject to the requirements in §63.11507(a), “What are my standards and management practices?” and you use a tank cover, as defined in §63.11511, to comply with §11507(a), (b) or (c) of this subpart, you must demonstrate initial compliance according to paragraphs (c)(3)(i) through (iv) of this section.

(i) You must install a tank cover on the affected tank.

(ii) You must state in your Notification of Compliance Status that you operate the tank with the cover in place at least 95 percent of the electrolytic process operating time.

(iii) You must implement the applicable management practices specified in §63.11507(g), “What are my standards and management practices?”, as practicable.

(iv) You must state in your Notification of Compliance Status that you have implemented the applicable management practices specified in §63.11507(g), “What are my standards and management practices?”, as practicable.

(4) If you own or operate an affected continuous electrolytic process tank, as defined in §63.11511, “What definitions apply to this subpart?” that contains one or more of the plating and polishing metal HAP and is subject to the requirements in §63.11507(a), “What are my standards and management practices?” and you cover the tank surface to comply with §11507(a), (b) or (c) of this subpart, you must demonstrate initial compliance according to paragraphs (c)(4)(i) through (iv) of this section.

(i) You must cover at least 75 percent of the surface area of the affected tank.

(ii) You must state in your Notification of Compliance Status that you operate the tank with the surface cover in place whenever the continuous electrolytic process is in operation.

(iii) You must implement the applicable management practices specified in §63.11507(g), “What are my standards and management practices?”, as practicable.

(iv) You must state in your Notification of Compliance Status that you have implemented the applicable management practices specified in §63.11507(g), “What are my standards and management practices?”, as practicable.

(5) If you own or operate an affected flash or short-term electroplating tank that contains one or more of the plating and polishing metal HAP and is subject to the requirements in §63.11507(b), “What are my standards and management practices?” and you comply with §11507(a), (b) or (c) of this subpart by limiting the plating time of the affected tank, you must demonstrate initial compliance according to paragraphs (c)(5)(i) through (iii) of this section.

(i) You must state in your Notification of Compliance Status that you limit short-term or flash electroplating to no more than 1 cumulative hour per day, or 3 cumulative minutes per hour of plating time.

(ii) You must implement the applicable management practices specified in §63.11507(g), “What are my standards and management practices?”, as practicable.

(iii) You must state in your Notification of Compliance Status that you have implemented the applicable management practices specified in §63.11507(g), “What are my standards and management practices?”, as practicable.



(6) If you own or operate an affected flash or short-term electroplating tank that contains one or more of the plating and polishing metal HAP and is subject to the requirements in §63.11507(b), “What are my standards and management practices?” and you comply with §11507(a), (b) or (c) of this subpart by operating the affected tank with a cover, you must demonstrate initial compliance according to paragraphs (c)(6)(i) through (iv) of this section.

(i) You must install a tank cover on the affected tank.

(ii) You must state in your Notification of Compliance Status that you operate the tank with the cover in place at least 95 percent of the plating time.

(iii) You must implement the applicable management practices specified in §63.11507(g), “What are my standards and management practices?”, as practicable.

(iv) You must state in your Notification of Compliance Status that you have implemented the applicable management practices specified in §63.11507(g), “What are my standards and management practices?”, as practicable.

(7) If you own or operate an affected tank that contains one or more of the plating and polishing metal HAP, uses cyanide in the bath, and is subject to the management practices specified in §63.11507(d), “What are my standards and management practices?”, you must demonstrate initial compliance according to paragraphs (c)(7)(i) through (iii) of this section.

(i) You must report in your Notification of Compliance Status the pH of the bath solution that was measured at startup, as defined in §63.11511, according to the requirements of §63.11507(d)(1).

(ii) You must implement the applicable management practices specified in §63.11507(g), “What are my standards and management practices?”, as practicable.

(iii) You must state in your Notification of Compliance Status that you have implemented the applicable management practices specified in §63.11490(g), “What are my standards and management practices?”, as practicable.

(8) If you own or operate an affected dry mechanical polishing operation that emits one or more of the plating and polishing metal HAP and is subject to the requirements in §63.11507(e), “What are my standards and management practices?”, you must demonstrate initial compliance according to paragraphs (c)(8)(i) through (iii) of this section.

(i) You must install a control system that is designed to capture PM emissions from the polishing operation and exhaust them to a cartridge, fabric, or HEPA filter.

(ii) You must state in your Notification of Compliance Status that you have installed the control system according to the manufacturer's specifications and instructions.

(iii) You must keep the manufacturer's operating instructions at the facility at all times in a location where they can be easily accessed by the operators.

(9) If you own or operate an existing affected permanent thermal spraying operation that applies one or more of the plating and polishing metal HAP and is subject to the requirements in §63.11507(f)(1), “What are my standards and management practices?”, you must demonstrate initial compliance according to paragraphs (c)(9)(i) through (iii) of this section.

(i) You must install a control system that is designed to capture PM emissions from the thermal spraying operation and exhaust them to a water curtain, or a cartridge, fabric, or HEPA filter.

(ii) You must state in your Notification of Compliance Status that you have installed and are operating the control system according to the manufacturer's specifications and instructions.

(iii) You must keep the manufacturer's operating instructions at the facility at all times in a location where they can be easily accessed by the operators.

(10) If you own or operate a new affected permanent thermal spraying operation that applies one or more of the plating and polishing metal HAP and is subject to the requirements in §63.11507(f)(2), "What are my standards and management practices?", you must demonstrate initial compliance according to paragraphs (c)(10)(i) through (iii) of this section.

(i) You must install and operate a control system that is designed to capture PM emissions from the thermal spraying operation and exhaust them to a cartridge, fabric, or HEPA filter.

(ii) You must state in your Notification of Compliance Status that you have installed and operate the control system according to the manufacturer's specifications and instructions.

(iii) You must keep the manufacturer's operating instructions at the facility at all times in a location where they can be easily accessed by the operators.

(11) If you own or operate an affected temporary thermal spraying operation that applies one or more of the plating and polishing metal HAP and is subject to the requirements in §63.11507(f)(3), "What are my standards and management practices?", you must demonstrate initial compliance according to paragraphs (c)(11)(i) and (ii) of this section.

(i) You must implement the applicable management practices specified in §63.11507(g), "What are my standards and management practices?", as practicable.

(ii) You must state in your Notification of Compliance Status that you have implemented the applicable management practices specified in §63.11507(g), "What are my standards and management practices?", as practicable.

(d) To demonstrate continuous compliance with the applicable management practices and equipment standards specified in this subpart, you must satisfy the requirements specified in paragraphs (d)(1) through (8) of this section.

(1) You must always operate and maintain your affected source, including air pollution control equipment.

(2) You must prepare an annual compliance certification according to the requirements specified in §63.11509(c), "Notification, Reporting, and Recordkeeping," and keep it in a readily-accessible location for inspector review.

(3) If you own or operate an affected electroplating, electroforming, or electropolishing tank that contains one or more of the plating and polishing metal HAP and is subject to the requirements in §63.11507(a), "What are my standards and management practices?", and you use a wetting agent/fume suppressant to comply with this subpart, you must demonstrate continuous compliance according to paragraphs (d)(3)(i) through (iii) of this section.

(i) You must record that you have added the wetting agent/fume suppressant to the tank bath in the original make-up of the tank.

(ii) For tanks where the wetting agent/fume suppressant is a separate ingredient from the other tank additives, you must demonstrate continuous compliance according to paragraphs (d)(3)(ii) (A) and (B) this section.

(A) You must add wetting agent/fume suppressant in proportion to the other bath chemistry ingredients that are added to replenish the tank bath, as in the original make-up of the tank; or in proportion such that the bath is brought back to the original make-up of the tank.

(B) You must record each addition of wetting agent/fume suppressant to the tank bath.

(iii) You must state in your annual compliance certification that you have added wetting agent/fume suppressant to the bath according to the manufacturer's specifications and instructions.

(4) If you own or operate an affected electroplating, electroforming, or electropolishing tank that contains one or more of the plating and polishing metal HAP and is subject to the requirements in §63.11507(a), "What are my standards and management practices?", and you use a control system to comply with this subpart; an affected dry mechanical polishing operation that is subject to §63.11507(e); or an affected thermal spraying operation that is subject to §63.11507(f)(1) or (2), you must demonstrate continuous compliance according to paragraphs (d)(4)(i) through (v) of this section.

(i) You must operate and maintain the control system according to the manufacturer's specifications and instructions.

(ii) Following any malfunction or failure of the capture or control devices to operate properly, you must take immediate corrective action to return the equipment to normal operation according to the manufacturer's specifications and operating instructions.

(iii) You must state in your annual certification that you have operated and maintained the control system according to the manufacturer's specifications and instructions.

(iv) You must record the results of all control system inspections, deviations from proper operation, and any corrective action taken.

(v) You must keep the manufacturer's operating instructions at the facility at all times in a location where they can be easily accessed by the operators.

(5) If you own or operate an affected flash or short-term electroplating tank that contains one or more of the plating and polishing metal HAP and is subject to the requirements in §63.11507(b), "What are my standards and management practices?" and you comply with §11507(a), (b) or (c) of this subpart by limiting the plating time for the affected tank, you must demonstrate continuous compliance according to paragraphs (d)(5)(i) through (iii) of this section.

(i) You must limit short-term or flash electroplating to no more than 1 cumulative hour per day or 3 cumulative minutes per hour of plating time.

(ii) You must record the times that the affected tank is operated each day.

(iii) You must state in your annual compliance certification that you have limited short-term or flash electroplating to no more than 1 cumulative hour per day or 3 cumulative minutes per hour of plating time.

(6) If you own or operate an affected batch electrolytic process tank that contains one or more of the plating and polishing metal HAP and is subject to the requirements of §63.11507(a), “What are my standards and management practices?” or a flash or short-term electroplating tank that contains one or more of the plating and polishing metal HAP and is subject to the requirements in §63.11507(b), and you comply with §11507(a), (b) or (c) of this section by operating the affected tank with a cover, you must demonstrate continuous compliance according to paragraphs (d)(6)(i) through (iii) of this section.

(i) You must operate the tank with the cover in place at least 95 percent of the electrolytic process operating time.

(ii) You must record the times that the tank is operated and the times that the tank is covered on a daily basis.

(iii) You must state in your annual certification that you have operated the tank with the cover in place at least 95 percent of the electrolytic process time.

(7) If you own or operate an affected continuous electrolytic process tank that contains one or more of the plating and polishing metal HAP and is subject to the requirements in §63.11507(a), “What are my standards and management practices?” and you comply with §11507(a), (b) or (c) of this subpart by operating the affected tank with a cover, you must demonstrate continuous compliance according to paragraphs (d)(7)(i) and (ii) of this section.

(i) You must operate the tank with at least 75 percent of the surface covered during all periods of electrolytic process operation.

(ii) You must state in your annual certification that you have operated the tank with 75 percent of the surface covered during all periods of electrolytic process operation.

(8) If you own or operate an affected tank or other operation that is subject to the management practices specified in §63.11507(g), “What are my standards and management practices?”, you must demonstrate continuous compliance according to paragraphs (d)(8)(i) and (ii) of this section.

(i) You must implement the applicable management practices during all times that the affected tank or process is in operation.

(ii) You must state in your annual compliance certification that you have implemented the applicable management practices, as practicable.

[73 FR 37741, July 1, 2008, as amended at 76 FR 57920, Sept. 19, 2011]

### **§63.11509 What are my notification, reporting, and recordkeeping requirements?**

(a) If you own or operate an affected source, as defined in §63.11505(a), “What parts of my plant does this subpart cover?”, you must submit an Initial Notification in accordance with paragraphs (a)(1) through (4) of this section by the dates specified.

(1) The Initial Notification must include the information specified in §63.9(b)(2)(i) through (iv) of the General Provisions of this part.

(2) The Initial Notification must include a description of the compliance method (e.g., use of wetting agent/fume suppressant) for each affected source.

(3) If you start up your affected source on or before July 1, 2008, you must submit an Initial Notification not later than 120 calendar days after July 1, 2008.

(4) If you startup your new affected source after July 1, 2008, you must submit an Initial Notification when you become subject to this subpart.

(b) If you own or operate an affected source, you must submit a Notification of Compliance Status in accordance with paragraphs (b)(1) through (3) of this section.

(1) The Notification of Compliance Status must be submitted before the close of business on the compliance date specified in §63.11506, "What are my compliance dates?"

(2) The Notification of Compliance Status must include the items specified in paragraphs (b)(2)(i) through (iv) of this section.

(i) List of affected sources and the plating and polishing metal HAP used in, or emitted by, those sources.

(ii) Methods used to comply with the applicable management practices and equipment standards.

(iii) Description of the capture and emission control systems used to comply with the applicable equipment standards.

(iv) Statement by the owner or operator of the affected source as to whether the source is in compliance with the applicable standards or other requirements.

(3) If a facility makes a change to any items in (b)(2)(i), iii, and (iv) of this section that does not result in a deviation, an amended Notification of Compliance Status should be submitted within 30 days of the change.

(c) If you own or operate an affected source, you must prepare an annual certification of compliance report according to paragraphs (c)(1) through (7) of this section. These reports do not need to be submitted unless a deviation from the requirements of this subpart has occurred during the reporting year, in which case, the annual compliance report must be submitted along with the deviation report.

(1) If you own or operate an affected electroplating, electroforming, or electropolishing tank that is subject to the requirements in §63.11507(a)(1), "What are my standards and management practices?", you must state in your annual compliance certification that you have added wetting agent/fume suppressant to the bath according to the manufacturer's specifications and instructions.

(2) If you own or operate any one of the affected sources listed in paragraphs (c)(2)(i) through (iii) of this section, you must state in your annual certification that you have operated and maintained the control system according to the manufacturer's specifications and instructions.

(i) Electroplating, electroforming, or electropolishing tank that is subject to the requirements in §63.11507(a), "What are my standards and management practices?", and you use a control system to comply with this subpart;

(ii) Dry mechanical polishing operation that is subject to §63.11507(e); or

(iii) Permanent thermal spraying operation that is subject to §63.11507(f)(1) or (2).

(3) If you own or operate an affected flash or short-term electroplating tank that is subject to the requirements in §63.11507(b), "What are my standards and management practices?" and you comply with §11507(a), (b) or (c) of this subpart by limiting the plating time of the affected tank, you must state in your annual compliance certification that you have limited short-term or flash electroplating to no more than 1 cumulative hour per day or 3 cumulative minutes per hour of plating time.

(4) If you own or operate an affected batch electrolytic process tank that is subject to the requirements of §63.11507(a) or a flash or short-term electroplating tank that is subject to the requirements in §63.11507(b), "What are my standards and management practices?" and you comply with §11507(a), (b) or (c) of this subpart by operating the affected tank with a cover, you must state in your annual certification that you have operated the tank with the cover in place at least 95 percent of the electrolytic process time.

(5) If you own or operate an affected continuous electrolytic process tank that is subject to the requirements of §63.11507(a), "What are my standards and management practices?" and you comply with §11507(a), (b) or (c) of this subpart by operating the affected tank with a cover, you must state in your annual certification that you have covered at least 75 percent of the surface area of the tank during all periods of electrolytic process operation.

(6) If you own or operate an affected tank or other affected plating and polishing operation that is subject to the management practices specified in §63.11507(g), "What are my standards and management practices?" you must state in your annual compliance certification that you have implemented the applicable management practices, as practicable.

(7) Each annual compliance report must be prepared no later than January 31 of the year immediately following the reporting period and kept in a readily-accessible location for inspector review. If a deviation has occurred during the year, each annual compliance report must be submitted along with the deviation report, and postmarked or delivered no later than January 31 of the year immediately following the reporting period.

(d) If you own or operate an affected source, and any deviations from the compliance requirements specified in this subpart occurred during the year, you must report the deviations, along with the corrective action taken, and submit this report to the delegated authority.

(e) You must keep the records specified in paragraphs (e)(1) through (3) of this section.

(1) A copy of any Initial Notification and Notification of Compliance Status that you submitted and all documentation supporting those notifications.

(2) The records specified in §63.10(b)(2)(i) through (iii) and (xiv) of the General Provisions of this part.

(3) The records required to show continuous compliance with each management practice and equipment standard that applies to you, as specified in §63.11508(d), "What are my compliance requirements?"

(f) You must keep each record for a minimum of 5 years following the date of each occurrence, measurement, maintenance, corrective action, report, or record. You must keep each record onsite for at least 2 years after the date of each occurrence, measurement, maintenance, corrective action, report, or record, according to §63.10(b)(1) of the General Provisions to part 63. You may keep the records offsite for the remaining 3 years.

[73 FR 37741, July 1, 2008, as amended at 76 FR 57920, Sept. 19, 2011]

## OTHER REQUIREMENTS AND INFORMATION

### §63.11510 What General Provisions apply to this subpart?

If you own or operate a new or existing affected source, you must comply with the requirements of the General Provisions (40 CFR part 63, subpart A) according to Table 1 of this subpart.

### §63.11511 What definitions apply to this subpart?

Terms used in this subpart are defined in this section.

*Batch electrolytic process tank* means a tank used for an electrolytic process in which a part or group of parts, typically mounted on racks or placed in barrels, is placed in the tank and immersed in an electrolytic process solution as a single unit (i.e., as a batch) for a predetermined period of time, during which none of the parts are removed from the tank and no other parts are added to the tank, and after which the part or parts are removed from the tank as a unit.

*Bath* means the liquid contents of a tank, as defined in this section, which is used for electroplating, electroforming, electropolishing, or other metal coating processes at a plating and polishing facility.

*Bench-scale* means any operation that is small enough to be performed on a bench, table, or similar structure so that the equipment is not directly contacting the floor.

*Capture system* means the collection of components used to capture gases and fumes released from one or more emissions points and then convey the captured gas stream to a control device, as part of a complete control system. A capture system may include, but is not limited to, the following components as applicable to a given capture system design: duct intake devices, hoods, enclosures, ductwork, dampers, manifolds, plenums, and fans.

*Cartridge filter* means a type of control device that uses perforated metal cartridges containing a pleated paper or non-woven fibrous filter media to remove PM from a gas stream by sieving and other mechanisms. Cartridge filters can be designed with single use cartridges, which are removed and disposed after reaching capacity, or continuous use cartridges, which typically are cleaned by means of a pulse-jet mechanism.

*Composite mesh pad* means a type of control device similar to a mesh pad mist eliminator except that the device is designed with multiple pads in series that are woven with layers of material with varying fiber diameters, which produce a coalescing effect on the droplets or PM that impinge upon the pads.

*Continuous electrolytic process tank* means a tank that uses an electrolytic process and in which a continuous metal strip or other type of continuous substrate is fed into and removed from the tank continuously. This process is also called reel-to-reel electrolytic plating.

*Control device* means equipment that is part of a control system that collects and/or reduces the quantity of a pollutant that is emitted to the air. The control device receives emissions that are transported from the process by the capture system.

*Control system* means the combination of a capture system and a control device. The capture system is designed to collect and transport air emissions from the affected source to the control device. The overall control efficiency of any control system is a combination of the ability of the system to capture the air emissions (i.e., the capture efficiency) and the control device efficiency. Consequently, it is important to achieve good capture to ensure good overall control efficiency. Capture devices that are

known to provide high capture efficiencies include hoods, enclosures, or any other duct intake devices with ductwork, dampers, manifolds, plenums, or fans.

*Conversion coatings* are coatings that form a hard metal finish on an object when the object is submerged in a tank bath or solution that contains the conversion coatings. Conversion coatings for the purposes of this rule include coatings composed of chromium, as well as the other plating and polishing metal HAP, where no electrical current is used.

*Cyanide plating* means plating processes performed in tanks that use cyanide as a major bath ingredient and that operate at pH of 12 or more, and use or emit any of the plating and polishing metal HAP, as defined in this section. Electroplating and electroforming are performed with or without cyanide. The cyanide in the bath works to dissolve the HAP metal added as a cyanide compound (e.g., cadmium cyanide) and creates free cyanide in solution, which helps to corrode the anode. These tanks are self-regulating to a pH of 12 due to the caustic nature of the cyanide bath chemistry. The cyanide in the bath is a major bath constituent and not an additive; however, the self-regulating chemistry of the bath causes the bath to act as if wetting agents/fume suppressants are being used and to ensure an optimum plating process. All cyanide plating baths at pH greater than or equal to 12 have cyanide-metal complexes in solution. The metal HAP to be plated is not emitted because it is either bound in the metal-cyanide complex or reduced at the cathode to elemental metal, and plated onto the immersed parts. Cyanide baths are not intentionally operated at pH less 12 since unfavorable plating conditions would occur in the tank, among other negative effects.

*Deviation* means any instance in which an affected source or an owner or operator of such an affected source:

(1) Fails to meet any requirement or obligation established by this rule including, but not limited to, any equipment standard (including emissions and operating limits), management practice, or operation and maintenance requirement;

(2) Fails to meet any term or condition that is adopted to implement an applicable requirement in this rule and that is included in the operating permit for any affected facility required to obtain such a permit; or

(3) Fails to meet any equipment standard (including emission and operating limits), management standard, or operation and maintenance requirement in this rule during startup, shutdown, or malfunction.

*Dry mechanical polishing* means a process used for removing defects from and smoothing the surface of finished metals and formed products after plating or thermal spraying with any of the plating and polishing metal HAP, as defined in this section, using automatic or manually-operated machines that have hard-faced abrasive wheels or belts and where no liquids or fluids are used to trap the removed metal particles. The affected process does not include polishing with use of pastes, liquids, lubricants, or any other added materials.

*Electroforming* means an electrolytic process using or emitting any of the plating and polishing metal HAP, as defined in this section, that is used for fabricating metal parts. This process is essentially the same as electroplating except that the plated substrate (mandrel) is removed, leaving only the metal plate. In electroforming, the metal plate is self-supporting and generally thicker than in electroplating.

*Electroless plating* means a non-electrolytic process that uses or emits any of the plating and polishing metal HAP, as defined in this section, in which metallic ions in a plating bath or solution are reduced to form a metal coating at the surface of a catalytic substrate without the use of external electrical energy. Electroless plating is also called non-electrolytic plating. Examples include, but are not limited to, chromate conversion coating, nickel acetate sealing, sodium dichromate sealing, and manganese phosphate coating.



*Electrolytic plating processes* means electroplating and electroforming that use or emit any of the plating and polishing metal HAP, as defined in this section, where metallic ions in a plating bath or solution are reduced to form a metal coating on the surface of parts and products using electrical energy.

*Electroplating* means an electrolytic process that uses or emits any of the plating and polishing metal HAP, as defined in this section, in which metal ions in solution are reduced onto the surface of the work piece (the cathode) via an electrical current. The metal ions in the solution are usually replenished by the dissolution of metal from solid metal anodes fabricated of the same metal being plated, or by direct replenishment of the solution with metal salts or oxides; electroplating is also called electrolytic plating.

*Electropolishing* means an electrolytic process performed in a tank after plating that uses or emits any of the plating and polishing metal HAP, as defined in this section, in which a work piece is attached to an anode immersed in a bath, and the metal substrate is dissolved electrolytically, thereby removing the surface contaminant; electropolishing is also called electrolytic polishing. For the purposes of this subpart, electropolishing does not include bench-scale operations.

*Fabric filter* means a type of control device used for collecting PM by filtering a process exhaust stream through a filter or filter media. A fabric filter is also known as a baghouse.

*Filters*, for the purposes of this part, include cartridge, fabric, or HEPA filters, as defined in this section.

*Flash electroplating* means an electrolytic process performed in a tank that uses or emits any of the plating and polishing metal HAP, as defined in this section, and that is used no more than 3 cumulative minutes per hour or no more than 1 cumulative hour per day.

*General Provisions of this part (40 CFR part 63, subpart A)* means the section of the Code of Federal Regulations (CFR) that addresses air pollution rules that apply to all HAP sources addressed in part 63, which includes the National Emission Standards for Hazardous Air Pollutants (NESHAP).

*HAP* means hazardous air pollutant as defined from the list of 188 chemicals and compounds specified in the CAA Amendments of 1990; HAP are also called "air toxics." The five plating and polishing metal HAP, as defined in this section, are on this list of 188 chemicals.

*High efficiency particulate air (HEPA) filter* means a type of control device that uses a filter composed of a mat of randomly arranged fibers and is designed to remove at least 99.97 percent of airborne particles that are 0.3 micrometers or larger in diameter.

*Maintenance* is any process at a plating and polishing facility that is performed to keep the process equipment or the facility operating properly and is not performed on items to be sold as products.

*Major facility for HAP* is any facility that emits greater than 10 tpy of any HAP, or that emits a combined total of all HAP of over 25 tpy, where the HAP used to determine the total facility emissions are not restricted to only plating and polishing metal HAP or from only plating and polishing operations.

*Mesh pad mist eliminator* means a type of control device, consisting of layers of interlocked filaments densely packed between two supporting grids that remove liquid droplets and PM from the gas stream through inertial impaction and direct interception.

*Metal coating operation* means any process performed either in a tank that contains liquids or as part of a thermal spraying operation, that applies one or more plating and polishing metal HAP, as defined in this section, to the surface of parts and products used in manufacturing. These processes include but are not limited to: non-chromium electroplating; electroforming; electropolishing; non-electrolytic metal

coating processes, such as chromate conversion coating, electroless nickel plating, nickel acetate sealing, sodium dichromate sealing, and manganese phosphate coating; and thermal or flame spraying.

*Metal HAP content of material used in plating and polishing* is the HAP content as determined from an analysis or engineering estimate of the HAP contents of the tank bath or solution, in the case of plating, metal coating, or electropolishing; or the HAP content of the metal coating being applied in the case of thermal spraying. Safety data sheet (SDS) information may be used in lieu of testing or engineering estimates but is not required to be used.

*New source* means any affected source for which you commenced construction or reconstruction after March 14, 2008.

*Non-cyanide electrolytic plating and electropolishing processes* means electroplating, electroforming, and electropolishing that uses or emits any of the plating and polishing metal HAP, as defined in this section, performed without cyanide in the tank. These processes do not use cyanide in the tank and operate at pH values less than 12. These processes use electricity and add or remove metals such as metal HAP from parts and products used in manufacturing. Both electroplating and electroforming can be performed with cyanide as well.

*Non-electrolytic plating* means a process that uses or emits any of the plating and polishing metal HAP, as defined in this section, in which metallic ions in a plating bath or solution are reduced to form a metal coating at the surface of a catalytic substrate without the use of external electrical energy. Non-electrolytic plating is also called electroless plating. Examples include chromate conversion coating, nickel acetate sealing, electroless nickel plating, sodium dichromate sealing, and manganese phosphate coating.

*Packed-bed scrubber* means a type of control device that includes a single or double packed bed that contains packing media on which PM and droplets impinge and are removed from the gas stream. The packed-bed section of the scrubber is followed by a mist eliminator to remove any water entrained from the packed-bed section.

*Plating and polishing facility* means a facility engaged in one or more of the following processes that uses or emits any of the plating and polishing metal HAP, as defined in this section: electroplating processes other than chromium electroplating (*i.e.*, non-chromium electroplating); electroless plating; other non-electrolytic metal coating processes performed in a tank, such as chromate conversion coating, nickel acetate sealing, sodium dichromate sealing, and manganese phosphate coating; thermal spraying; and the dry mechanical polishing of finished metals and formed products after plating or thermal spraying. Plating is performed in a tank or thermally sprayed so that a metal coating is irreversibly applied to an object. Plating and polishing does not include any bench-scale processes.

*Plating and polishing metal HAP* means any compound of any of the following metals: cadmium, chromium, lead, manganese, and nickel, or any of these metals in the elemental form, with the exception of lead. Any material that does not contain cadmium, chromium, lead, or nickel in amounts greater than or equal to 0.1 percent by weight (as the metal), and does not contain manganese in amounts greater than or equal to 1.0 percent by weight (as the metal), as reported on the Material Safety Data Sheet for the material, is not considered to be a plating and polishing metal HAP.

*Plating and polishing process tanks* means any tank in which a process is performed at an affected plating and polishing facility that uses or has the potential to emit any of the plating and polishing metal HAP, as defined in this section. The processes performed in plating and polishing tanks include the following: electroplating processes other than chromium electroplating (*i.e.*, non-chromium electroplating) performed in a tank; electroless plating; and non-electrolytic metal coating processes, such as chromate conversion coating, nickel acetate sealing, sodium dichromate sealing, and manganese phosphate coating; and electropolishing. This term does not include tanks containing solutions that are used to

clean, rinse or wash parts prior to placing the parts in a plating and polishing process tank, or subsequent to removing the parts from a plating and polishing process tank. This term also does not include any bench-scale operations.

*PM* means solid or particulate matter that is emitted into the air.

*Repair* means any process used to return a finished object or tool back to its original function or shape.

*Research and development process unit* means any process unit that is used for conducting research and development for new processes and products and is not used to manufacture products for commercial sale, except in a *de minimis* manner.

*Short-term plating* means an electroplating process that uses or emits any of the plating and polishing metal HAP, as defined in this section, and that is used no more than 3 cumulative minutes per hour or 1 hour cumulative per day.

*Startup of the tank bath* is when the components or relative proportions of the various components in the bath have been altered from the most recent operating period. Startup of the bath does not include events where only the tank's heating or agitation and other mechanical operations are turned back on after being turned off for a period of time.

*Tank cover* for batch process units means a solid structure made of an impervious material that is designed to cover the entire open surface of a tank or process unit that is used for plating or other metal coating processes.

*Tank cover* for continuous process units, means a solid structure or combination of structures, made of an impervious material that is designed to cover at least 75 percent of the open surface of the tank or process unit that is used for continuous plating or other continuous metal coating processes.

*Temporary thermal spraying* means a thermal spraying operation that uses or emits any of the plating and polishing metal HAP, as defined in this section, and that lasts no more than 1 hour in duration during any one day and is conducted in situ. Thermal spraying that is conducted in a dedicated thermal spray booth or structure is not considered to be temporary thermal spraying.

*Thermal spraying* (also referred to as metal spraying or flame spraying) is a process that uses or emits any of the plating and polishing metal HAP, as defined in this section, in which a metallic coating is applied by projecting heated, molten, or semi-molten metal particles onto a substrate. Commonly-used thermal spraying methods include high velocity oxy-fuel (HVOF) spraying, flame spraying, electric arc spraying, plasma arc spraying, and detonation gun spraying. This operation does not include spray painting at ambient temperatures.

*Water curtain* means a type of control device that draws the exhaust stream through a continuous curtain of moving water to scrub out suspended PM.

*Wetting agent/fume suppressant* means any chemical agent that reduces or suppresses fumes or mists from a plating and polishing tank by reducing the surface tension of the tank bath.

[73 FR 37741, July 1, 2008, as amended at 76 FR 57921, Sept. 19, 2011]

**§63.11512 Who implements and enforces this subpart?**

(a) This subpart can be implemented and enforced by EPA or a delegated authority such as your State, local, or tribal agency. If the EPA Administrator has delegated authority to your State, local, or tribal agency, then that agency, in addition to EPA, has the authority to implement and enforce this subpart. You should contact your EPA Regional Office to find out if implementation and enforcement of this subpart is delegated to your State, local, or tribal agency.

(b) In delegating implementation and enforcement authority of this subpart to a State, local, or tribal agency under 40 CFR part 63, subpart E, the authorities contained in paragraph (c) of this section are retained by the EPA Administrator and are not transferred to the State, local, or tribal agency.

(c) The authorities that cannot be delegated to State, local, or tribal agencies are specified in paragraphs (c)(1) through (5) of this section.

(1) Approval of an alternative non-opacity emissions standard under 40 CFR 63.6(g), of the General Provisions of this part.

(2) Approval of an alternative opacity emissions standard under §63.6(h)(9), of the General Provisions of this part.

(3) Approval of a major change to test methods under §63.7(e)(2)(ii) and (f), of the General Provisions of this part. A “major change to test method” is defined in §63.90.

(4) Approval of a major change to monitoring under §63.8(f), of the General Provisions of this part. A “major change to monitoring” is defined in §63.90.

(5) Approval of a major change to recordkeeping and reporting under §63.10(f), of the General Provisions of this part. A “major change to recordkeeping/reporting” is defined in §63.90.

**§63.11513 [Reserved]**

**Table 1 to Subpart WWWW of Part 63—Applicability of General Provisions to Plating and Polishing Area Sources**

As required in §63.11510, “What General Provisions apply to this subpart?”, you must meet each requirement in the following table that applies to you.

<b>Citation</b>	<b>Subject</b>
63.1 <sup>1</sup>	Applicability.
63.2	Definitions.
63.3	Units and abbreviations.
63.4	Prohibited activities.
63.6(a), (b)(1)-(b)(5), (c)(1), (c)(2), (c)(5), and (j)	Compliance with standards and maintenance requirements.
63.10(a), (b)(1), (b)(2)(i)-(iii), (xiv), (b)(3), (d)(1), (f)	Recordkeeping and reporting.

63.12	State authority and delegations.
63.13	Addresses of State air pollution control agencies and EPA regional offices.
63.14	Incorporation by reference.
63.15	Availability of information and confidentiality.

<sup>1</sup>Section 63.11505(e), "What parts of my plant does this subpart cover?", exempts affected sources from the obligation to obtain title V operating permits.


[73 FR 37741, July 1, 2008, as amended at 76 FR 57922, Sept. 19, 2011]

Appendix D  
Facility Fenceline



PROJECT TITLE:

**Remington Fenceline**



COMMENTS:

SOURCES:

**20**

COMPANY NAME:

**Remington**

RECEPTORS:

**6083**

SCALE:

1:17,097

0  0.5 km


DATE:

**2/15/2013**

PROJECT NO.:

CERTIFICATE OF SERVICE

I, Cynthia Hook, hereby certify that a copy of this permit has been mailed by first class mail to Remington Arms Company, LLC., 2592 Arkansas Highway I5 North, Lonoke, AR, 72086, on this 14<sup>th</sup> day of September, 2017.



\_\_\_\_\_  
Cynthia Hook, ASIII, Office of Air Quality