



MAR 26 2015

Rick White, Senior Engineer
Jonesboro City Water and Light
1400 Hanley Drive
Jonesboro, AR 72401

Dear Mr. White:

The enclosed Permit No. 1819-AOP-R10 is your authority to construct, operate, and maintain the equipment and/or control apparatus as set forth in your application initially received on 11/7/2014.

After considering the facts and requirements of A.C.A. §8-4-101 et seq. as referenced by §8-4-304, and implementing regulations, I have determined that Permit No. 1819-AOP-R10 for the construction and operation of equipment at Jonesboro City Water and Light to be issued and effective on the date specified in the permit, unless a Commission review has been properly requested under Arkansas Department of Pollution Control & Ecology Commission's Administrative Procedures, Regulation 8, within thirty (30) days after service of this decision.

The applicant or permittee and any other person submitting public comments on the record may request an adjudicatory hearing and Commission review of the final permitting decisions as provided under Chapter Six of Regulation No. 8, Administrative Procedures, Arkansas Pollution Control and Ecology Commission. Such a request shall be in the form and manner required by Regulation 8.603, including filing a written Request for Hearing with the APC&E Commission Secretary at 101 E. Capitol Ave., Suite 205, Little Rock, Arkansas 72201. If you have any questions about filing the request, please call the Commission at 501-682-7890.

Sincerely,

A handwritten signature in black ink that reads "Tammera Harrelson". The signature is written in a cursive style with a large, stylized "H".

Tammera Harrelson
Interim Deputy Director

Enclosure: Final Permit

ADEQ OPERATING AIR PERMIT

Pursuant to the Regulations of the Arkansas Operating Air Permit Program, Regulation 26:

Permit No. : 1819-AOP-R10

IS ISSUED TO:


Jonesboro City Water and Light
1400 Hanley Drive
Jonesboro, AR 72401
Craighead County
AFIN: 16-00412

THIS PERMIT AUTHORIZES THE ABOVE REFERENCED PERMITTEE TO INSTALL, OPERATE, AND MAINTAIN THE EQUIPMENT AND EMISSION UNITS DESCRIBED IN THE PERMIT APPLICATION AND ON THE FOLLOWING PAGES. THIS PERMIT IS VALID BETWEEN:

October 22, 2010 AND October 21, 2015

THE PERMITTEE IS SUBJECT TO ALL LIMITS AND CONDITIONS CONTAINED HEREIN.

Signed:



Tammera Harrelson
Interim Deputy Director

MAR 26 2015

Date

Jonesboro City Water and Light
Permit #: 1819-AOP-R10
AFIN: 16-00412

Table of Contents

SECTION I: FACILITY INFORMATION	4
SECTION II: INTRODUCTION	5
Summary of Permit Activity	5
Process Description	5
Regulations	6
Emission Summary	6
SECTION III: PERMIT HISTORY	12
SECTION IV: SPECIFIC CONDITIONS	14
SN-01, SN-02, SN-04, SN-06, & SN-07	14
SN-03	48
SN-05A & SN-05B	49
SN-08	50
NESHAP Conditions for SN-08	51
SECTION V: COMPLIANCE PLAN AND SCHEDULE	55
SECTION VI: PLANTWIDE CONDITIONS	56
Acid Rain (Title IV)	57
CAIR	57
Title VI Provisions	57
Permit Shield	59
SECTION VII: INSIGNIFICANT ACTIVITIES	61
SECTION VIII: GENERAL PROVISIONS	62
Appendix A - ADEQ CEMS Conditions	
Appendix B - Compliance Assurance Monitoring Plan	
Appendix C - Custom Fuel Monitoring Schedule (Natural Gas)	
Appendix D - Alternative Monitoring Plan (Diesel Fuel)	
Appendix E - 40 CFR Part 60, Subpart GG	
Appendix F - Water to fuel ratio for NO _x compliance	
Appendix G - Acid Rain Permit	
Appendix H - Clean Air Interstate Rule Permit Application	
Appendix I - 40 CFR Part 63, Subpart ZZZZ	

Jonesboro City Water and Light
Permit #: 1819-AOP-R10
AFIN: 16-00412

List of Acronyms and Abbreviations

A.C.A.	Arkansas Code Annotated
AFIN	ADEQ Facility Identification Number
CFR	Code of Federal Regulations
CO	Carbon Monoxide
HAP	Hazardous Air Pollutant
lb/hr	Pound Per Hour
MVAC	Motor Vehicle Air Conditioner
No.	Number
NO _x	Nitrogen Oxide
PM	Particulate Matter
PM ₁₀	Particulate Matter Smaller Than Ten Microns
SNAP	Significant New Alternatives Program (SNAP)
SO ₂	Sulfur Dioxide
SSM	Startup, Shutdown, and Malfunction Plan
Tpy	Tons Per Year
UTM	Universal Transverse Mercator
VOC	Volatile Organic Compound

Jonesboro City Water and Light
Permit #: 1819-AOP-R10
AFIN: 16-00412

SECTION I: FACILITY INFORMATION

PERMITTEE: Jonesboro City Water and Light

AFIN: 16-00412

PERMIT NUMBER: 1819-AOP-R10

FACILITY ADDRESS: 1400 Hanley Drive
Jonesboro, AR 72401

MAILING ADDRESS: 1400 Hanley Drive
Jonesboro, AR 72401

COUNTY: Craighead County

CONTACT NAME: Rick White

CONTACT POSITION: Senior Engineer

TELEPHONE NUMBER: (870) 930-3323

REVIEWING ENGINEER: Joseph Hurt

UTM North South (Y): Zone 15: 3969340.00 m

UTM East West (X): Zone 15: 705690.09 m

SECTION II: INTRODUCTION

Summary of Permit Activity

Jonesboro City Water and Light (JCWL) owns and operates the Northwest Substation at 1400 Hanley Drive in Jonesboro, Arkansas. With this application, JCWL seeks to change the emission factor in Specific Condition 3 of the current Title V Air Permit to more accurately reflect NO_x stack test results for three turbines (SN-04, SN-06, and SN-07). This change will increase the facility's hour of operation capabilities, which in turn will increase the annual limits for other criteria pollutants. The total permitted emission increases include 22.9 tpy of PM/PM₁₀ and 28.4 tpy of VOC.

Process Description

The Northwest Substation is comprised of five simple-cycle combustion turbines and associated electric generators. The five turbine/generators are utilized for reliability in the electrical power system. Water injection is used to control NO_x emissions.

The two original simple-cycle combustion turbines (SN-01 and SN-02) are General Electric LM2500 series turbines capable of producing approximately twenty-three (23) megawatts of power each. Each unit is permitted to fire either natural gas or fuel oil.

The other three simple-cycle combustion turbines are General Electric LM6000 series turbines. The No.3 unit (SN-04) is capable of producing approximately forty-five (45) megawatts of power and the No. 4 unit (SN-06) is capable of producing approximately forty-nine (49) megawatts of power. Both SN-04 and SN-06 are permitted to fire either natural gas or fuel oil. The No. 5 unit (SN-07) produces approximately forty-five (45) megawatts of power and is permitted to fire only natural gas.

The Northwest Substation uses two evaporative cooling tower systems (SN-05A and SN-05B) to provide cooling for the turbine inlet air (SN-04, 06, & 07) and the generator and turbine lube oil coolers. The cooling towers are equipped with drift eliminators to control particulate emissions.

The Northwest Substation utilizes a single fuel oil storage tank (SN-03). The tank is a vertical fixed roof tank with a storage capacity of 564,076 gallons. The tank has a shell height of fifteen feet and a diameter of eighty feet.

One black start generator rated at 500 kW is used to provide startup power to the combustion turbines in the event of a loss of off-site power.

Jonesboro City Water and Light
 Permit #: 1819-AOP-R10
 AFIN: 16-00412

Regulations

The following table contains the regulations applicable to this permit.

Regulations
Arkansas Air Pollution Control Code, Regulation 18, effective June 18, 2010
Regulations of the Arkansas Plan of Implementation for Air Pollution Control, Regulation 19, effective September 13, 2014
Regulations of the Arkansas Operating Air Permit Program, Regulation 26, effective November 18, 2012
40 CFR Part 60, Subpart GG - <i>Standards of Performance for Stationary Gas Turbines</i>
40 CFR Part 63, Subpart ZZZZ - <i>National Emission Standard for Hazardous Air Pollutants for Reciprocating Internal Combustion Engines</i>
40 CFR Part 64 - <i>Compliance Assurance Monitoring</i>
40 CFR Parts 72, 73, and 75 - Acid Rain Provisions
40 CFR Part 82 - <i>Protection Of Stratospheric Ozone</i>

Emission Summary

The following table is a summary of emissions from the facility. This table, in itself, is not an enforceable condition of the permit.

EMISSION SUMMARY				
Source Number	Description	Pollutant	Emission Rates	
			lb/hr	tpy
Total Allowable Emissions		PM	78.2	98.3
		PM ₁₀	78.2	98.3
		SO ₂	246.4	222.9
		VOC	93.7	114.1
		CO	129.6	154.8
		NO _x	317.1	243.3
		Lead	1.87E-02	8.19E-02

EMISSION SUMMARY				
Source Number	Description	Pollutant	Emission Rates	
			lb/hr	tpy
		Acrolein*	1.15E-02	4.99E-02
		Benzene*	7.65E-02	3.23E-01
		1,3-Butadiene*	2.16E-02	9.37E-02
		Formaldehyde*	1.27E-00	5.53E-00
		PAH [▲] *	5.48E-02	2.41E-01
		Arsenic*	1.47E-02	6.44E-02
		Beryllium*	4.13E-04	1.81E-03
		Cadmium*	6.40E-03	2.81E-02
		Manganese*	1.06E-00	4.62E-00
		Mercury*	1.60E-03	7.02E-03
		Selenium*	3.34E-02	1.46E-01
		Toluene*	2.32E-01	1.02E+00
01	General Electric LM 2500 Combustion Turbine Natural Gas Fired 228 MM Btu/hr	PM	8.0	91.1**
		PM ₁₀	8.0	91.1**
		SO ₂	8.0	221.5**
		VOC	10.0	113.8**
		CO	25.0	153.6**
		NO _x	38.9	239.0**
		Acrolein*	1.46E-03	--
		Formaldehyde*	1.62E-01	--
		PAH [▲] *	5.02E-04	--
		Toluene*	2.96E-02	--
01	General Electric LM 2500 Combustion Turbine Fuel Oil Fired 234 MM Btu/hr	PM	10.0	
		PM ₁₀	10.0	
		SO ₂	38.0	
		VOC	10.0	
		CO	25.0	
		NO _x	41.0	
		Benzene*	1.25E-02	
		1,3-Butadiene*	3.65E-03	
		Formaldehyde*	6.38E-02	
		PAH [▲] *	9.12E-03	
		Arsenic*	2.51E-03	
		Beryllium*	7.07E-05	
		Cadmium*	1.09E-03	
		Lead*	3.19E-03	
		Manganese*	1.80E-01	
		Mercury*	2.74E-04	
		Selenium*	5.70E-03	

EMISSION SUMMARY				
Source Number	Description	Pollutant	Emission Rates	
			lb/hr	tpy
02	General Electric LM 2500 Combustion Turbine Natural Gas Fired 228 MM Btu/hr	PM	8.0	
		PM ₁₀	8.0	
		SO ₂	8.0	
		VOC	10.0	
		CO	25.0	
		NO _x	38.9	
		Acrolein*	1.46E-03	
		Formaldehyde*	1.62E-01	
		PAH [▲] *	5.02E-04	
		Toluene*	2.96E-02	
02	General Electric LM 2500 Combustion Turbine Fuel Oil Fired 234 MM Btu/hr	PM	10.0	
		PM ₁₀	10.0	
		SO ₂	38.0	
		VOC	10.0	
		CO	25.0	
		NO _x	41.0	
		Benzene*	1.25E-02	
		1,3-Butadiene*	3.65E-03	
		Formaldehyde*	6.38E-02	
		PAH [▲] *	9.12E-03	
		Arsenic*	2.51E-03	
		Beryllium*	7.07E-05	
		Cadmium*	1.09E-03	
		Lead	3.19E-03	
		Manganese*	1.80E-01	
		Mercury*	2.74E-04	
		Selenium*	5.70E-03	
04	General Electric LM 6000 Combustion Turbine Natural Gas Fired 440 MM Btu/hr	PM	16.0	
		PM ₁₀	16.0	
		SO ₂	15.0	
		VOC	20.0	
		CO	25.0	
		NO _x	56.0	
		Acrolein*	2.82E-03	
		Formaldehyde*	3.12E-01	
		PAH [▲] *	9.68E-04	
		Toluene*	5.72E-02	

Jonesboro City Water and Light
 Permit #: 1819-AOP-R10
 AFIN: 16-00412

EMISSION SUMMARY				
Source Number	Description	Pollutant	Emission Rates	
			lb/hr	tpy
04	General Electric LM 6000 Combustion Turbine Fuel Oil Fired 440 MM Btu/hr	PM	20.0	
		PM ₁₀	20.0	
		SO ₂	75.0	
		VOC	20.0	
		CO	25.0	
		NO _x	81.0	
		Benzene*	2.42E-02	
		1,3-Butadiene*	7.04E-03	
		Formaldehyde*	1.23E-01	
		PAH [▲] *	1.76E-02	
		Arsenic*	4.84E-03	
		Beryllium*	1.36E-04	
		Cadmium*	2.11E-03	
		Lead	6.16E-03	
		Manganese*	3.48E-01	
06	General Electric LM 6000 Combustion Turbine Natural Gas Fired 440 MM Btu/hr	Mercury*	5.28E-04	
		Selenium*	1.10E-02	
		PM	16.0	
		PM ₁₀	16.0	
		SO ₂	15.0	
		VOC	20.0	
		CO	25.0	
		NO _x	56.0	
		Acrolein*	2.82E-03	
		Formaldehyde*	3.12E-01	
		PAH [▲] *	9.68E-04	
		Toluene*	5.72E-02	

Jonesboro City Water and Light
 Permit #: 1819-AOP-R10
 AFIN: 16-00412

EMISSION SUMMARY				
Source Number	Description	Pollutant	Emission Rates	
			lb/hr	tpy
06	General Electric LM 6000 Combustion Turbine Fuel Oil Fired 440 MM Btu/hr	PM	20.0	
		PM ₁₀	20.0	
		SO ₂	75.0	
		VOC	20.0	
		CO	25.0	
		NO _x	81.0	
		Benzene*	2.42E-02	
		1,3-Butadiene*	7.04E-03	
		Formaldehyde*	1.23E-01	
		PAH [▲] *	1.76E-02	
		Arsenic*	4.84E-03	
		Beryllium*	1.36E-04	
		Cadmium*	2.11E-03	
		Lead	6.16E-03	
		Manganese*	3.48E-01	
		Mercury*	5.28E-04	
		Selenium*	1.10E-02	
07	General Electric LM 6000 Combustion Turbine Natural Gas Fired 440 MM Btu/hr	PM	16.0	
		PM ₁₀	16.0	
		SO ₂	15.0	
		VOC	20.0	
		CO	25.0	
		NO _x	56.0	
		Acrolein*	2.82E-03	
		Formaldehyde*	3.12E-01	
		PAH [▲] *	9.68E-04	
		Toluene*	5.72E-02	

EMISSION SUMMARY				
Source Number	Description	Pollutant	Emission Rates	
			lb/hr	tpy
Facility – Turbines 01, 02, 04, 06, & 07 only	HAPs	Lead		8.19E-02
		Acrolein*		4.98E-02
		Benzene*		3.22E-01
		1,3-Butadiene*		9.36E-02
		Formaldehyde*		5.52E-00
		PAH**		2.40E-01
		Arsenic*		6.44E-02
		Beryllium*		1.81E-03
		Cadmium*		2.81E-02
		Manganese*		4.62E-00
		Mercury*		7.02E-03
		Selenium*		1.46E-01
		Toluene		1.01E+00
03	Vertical Fuel Oil Storage Tank 15' High x 80' Diameter (1999)	VOC	13.2	0.1
05A	Cooling Tower (2000)	PM	0.8	3.5
		PM ₁₀	0.8	3.5
05B	Cooling Tower (2006)	PM	0.8	3.5
		PM ₁₀	0.8	3.5
08	Black Start Generator	PM	0.6	0.2
		PM ₁₀	0.6	0.2
		SO ₂	5.4	1.4
		VOC	0.5	0.2
		CO	4.6	1.2
		NO _x	17.1	4.3
		Benzene	3.10E-03	8.00E-04
		Toluene	1.20E-03	1.00E-02
		1,3-Butadiene	2.00E-04	1.00E-04
		Formaldehyde	1.00E-02	1.00E-02
		Acrolein	1.00E-04	1.00E-04
		PAH	4.00E-04	1.00E-03

* - HAPs included in the PM or VOC totals. HAPs are not included in any other totals unless specifically stated.

** - Emission limits for combustion products from the turbines are a PAL based on Specific Condition 3.

♠ - Polycyclic Aromatic Hydrocarbons

SECTION III: PERMIT HISTORY

Permit No. 1819-A was issued on June 3, 1999 to Jonesboro - City Water and Light for the installation and operation of a peaking power plant powered by two 23 MW GE LM-2500 turbines. Permit limits were listed as PM/PM₁₀ - 17.6 tpy, SO₂ - 26.8 tpy, VOC - 21.4 tpy, CO - 89.9 tpy and NO_x - 83.5 tpy.

Permit No. 1819-AOP-R0 was issued on March 10, 2000 to Jonesboro - City Water and Light for the addition of a third unit at the power plant which was driven by a 45 MW GE LM-6000 turbine. Hours of operation limits were taken to classify the unit as a "peaking unit" as defined in 40 CFR Part 75. Permit limits were listed as PM/PM₁₀ - 75.0 tpy, SO₂ - 83.9 tpy, VOC - 89.0 tpy, CO - 239.0 tpy, NO_x - 239.0 tpy and acetaldehyde - 14.1 tpy.

Permit No. 1819-AOP-R1 was issued on May 17, 2001 to Jonesboro - City Water and Light to allow the GE LM6000 unit to also be fired for a limit amount of time on fuel oil. Permit limits were listed as PM/PM₁₀ - 72.1 tpy, SO₂ - 93.6 tpy, VOC - 88.6 tpy, CO - 239.0 tpy, NO_x - 239.0 tpy and acetaldehyde - 14.1 tpy.

Permit No. 1819-AOP-R2 was issued on March 18, 2003 to Jonesboro - City Water and Light to allow the second GE LM6000 unit to be installed at the facility. Permit limits were listed as PM/PM₁₀ - 75.6 tpy, SO₂ - 93.6 tpy, VOC - 89.1 tpy, CO - 239.0 tpy, NO_x - 239.0 tpy and acetaldehyde - 14.1 tpy.

Permit No. 1819-AOP-R3 was issued on January 26, 2004 to Jonesboro - City Water and Light to allow 4 minor changes to the permit. These included revising emission limits to agree with the stack testing and to revise the annual emission limits formulas. Permit limits were listed as PM/PM₁₀ - 71.7 tpy, SO₂ - 221.5 tpy, VOC - 85.5 tpy, CO - 153.6 tpy, NO_x - 239.0 tpy and acetaldehyde - 14.1 tpy.

Permit No. 1819-AOP-R4 was issued on March 6, 2005 to Jonesboro - City Water and Light to renew its initial Title V permit. No changes occurred in the emission units or processes at the facility. The criteria emission limits remain unchanged for the facility. The non-criteria pollutant emission limits for the turbines were recalculated based on the latest AP-42 factors for stationary turbines (Table 3.1-3, Emission Factors for HAPs from NG Fired Stationary Gas Turbines and Table 3.1-4 and 3.1-5 - Emission Factors for HAPs from Oil Fired Stationary Gas Turbines). Based on the re-calculated emission limits, the facility was no longer a major source for HAP emissions and will not be subject to 40 CFR 63, Subpart YYYYY - National Emission Standards for Hazardous Air Pollutants for Stationary Combustion Turbines.

Permit No. 1819-AOP-R5 was issued on March 16, 2007. This permit modification allowed for the installation of a new GE LM6000 turbine driven generator (SN-07) rated approximately 45 MW and a new Cooling Tower (SN-05B) to cool the inlet air to SN-04, SN-06, and SN-07. Cooling Tower SN-05 was renamed SN-05A. The annual plantwide limits for combustion emissions from turbines SN-02, SN-03, SN-04, and SN-06 remained the same as the previously permitted. The emissions from SN-07 were bubbled together with the other simple-cycle

Jonesboro City Water and Light
Permit #: 1819-AOP-R10
AFIN: 16-00412

combustion turbines. Permitted emission increases from the addition of SN-07 and SN-05B include 3.5 tpy of PM/PM₁₀.

Permit No. 1819-AOP-R6 was issued on August 8, 2008. The permit modification was issued to remove the 700 hour operating limit for the 45 MW natural gas fired generator (SN-07). There were no permitted emissions changes associated with this permitting action.

Permit No. 1819-AOP-R7 was issued on January 29, 2009. This modification incorporated the facility's Clean Air Interstate Rule (CAIR) permit application. There were no permitted emissions changes associated with this action.

Permit No. 1819-AOP-R8 was issued on October 22, 2010 to renew the facility's Title V permit. In addition, the following changes were made: (1) Specific Condition # 3 was revised so that emissions are calculated based on fuel consumption instead of hours of operation; (2) the black start generator was established as an Insignificant Activity (A-1); and (3) several specific conditions were modified to clarify requirements. Updating calculations and emission factors resulted in small emission changes. Total permitted annual emission rate increases include: 0.0118 tpy Acrolein, 0.002 tpy Benzene, 0.0006 tpy 1,3-Butadiene, 1.32 tpy Formaldehyde, 0.0004 tpy Arsenic, 0.00001 tpy Beryllium, 0.0001 tpy Cadmium, 0.00002 tpy Mercury, and 1.01 tpy Toluene. Total permitted annual emission rate decreases include 0.0001 tpy Lead, 0.06 tpy Manganese, and 0.004 tpy Selenium.

Permit No. 1819-AOP-R9 was issued on August 16, 2011. With this application, JCWL removed historical references to their Acid Rain affected units, SN-04, SN-06, and SN-07, and replaced it with low mass emitter (LME) language. This change did not change permitted emissions. Also, JCWL lowered the diesel fuel sulfur content limit to less than or equal to 0.05% to reflect the lower sulfur content which has become standard from fuel suppliers. This permitting activity also corrected an error in permitted emissions in Permit No. 1819-AOP-R8. Permitted Manganese emissions totaled 4.64 tpy, while the total should have been 4.62 tpy. Also, the black start generator, formerly an insignificant activity, is subject to 40 CFR 63, Subpart ZZZZ and was permitted as source SN-08. Emissions from SN-08 increased permitted emissions as follows: PM and PM₁₀ by 0.2 tpy each; SO₂ by 1.4 tpy; VOC by 0.2 tpy; CO by 1.2 tpy; NO_x by 4.3 tpy; Acrolein and 1,3-Butadiene by 0.0001 tpy each; Benzene and PAH by 0.001 tpy each, and Formaldehyde by 0.01 tpy each. Permitted Manganese emissions were reduced by 0.02 tpy.

SECTION IV: SPECIFIC CONDITIONS

SN-01, SN-02, SN-04, SN-06, & SN-07 General Electric Turbine Drive Generators

Source Description

The two original simple-cycle turbine units are General Electric LM2500 turbines capable of producing approximately twenty-three (23) megawatts each. Each simple cycle turbine is fired with either natural gas or fuel oil. The fuel burns in a combustor with air pressurized by the axial air compressor. Combustion products exit the combustor and drive the power turbine which powers both the electric generator and the axial air compressor. Hot turbine exhaust gases are discharged from the power turbines through stacks designated as SN-01 for the first power turbine and SN-02 for the second power turbine. These two turbines are subject to 40 CFR 60, Subpart GG - *New Source Performance Standards for Stationary Gas Turbines*. The non-criteria pollutant emission limits for the turbines have been recalculated based on the latest AP-42 factors for stationary turbines (Table 3.1-3, Emission Factors for HAPs from NG Fired Stationary Gas Turbines and Table 3.1-4 and 3.1-5 – Emission Factors for HAPs from Oil Fired Stationary Gas Turbines). The facility is no longer a major emitter of HAP emissions and therefore is not subject to 40 CFR 63, Subpart YYYY - National Emission Standards for Hazardous Air Pollutants for Stationary Combustion Turbines as it is currently permitted.

The third, fourth, and fifth turbine units are General Electric LM6000 turbines. The third and fifth units are capable of producing approximately forty-five (45) megawatts and the fourth unit capable of producing approximately forty-nine (49) megawatts. The fuel burns in a combustor with air pressurized by the axial air compressor. Combustion products exit the combustor and drive the power turbine which powers both the electric generator and the axial air compressor. Hot turbine exhaust gases are discharged from the power turbine through stacks designated as SN-04, SN-06, and SN-07. These turbines are subject to 40 CFR 60, Subpart GG - *New Source Performance Standards for Stationary Gas Turbines*. They are also subject to regulation by the Federal Acid Rain Program, specifically the requirements of 40 CFR Parts 72, 73, and 75. This permit contains Specific Conditions limiting emissions for SN-04, SN-06 and SN-07 such that they can be classified as Low Mas Emitter (LME) units as defined in 40 CFR 75.19. All five turbines are water injected to control the level of nitrogen oxides emissions.

The criteria pollutants permitted in pounds per hour for SN-01, SN-02, SN-04, SN-06 and SN-07 is based on maximum capacity of the equipment and the fuel utilized. The tons per year emission limits for criteria pollutants for these turbines for all pollutants are based on limiting fuel consumed by the formula included in the permit in Specific Condition 3 to prevent exceeding the permit limits. All HAP emission limits are based on potential to emit.

The potential uncontrolled emissions from SN-01, SN-02, SN-04, SN-06, and SN-07 turbines fulfill the applicability criteria of the Compliance Assurance Monitoring (CAM) Rule (40 Code of Federal Regulations (CFR) Part §64). Accordingly, the (CAM) Plan for the facility is provided in Appendix B. Per §64.2(a), the aforementioned sources are regulated under the CAM

Rule because they meet the following criteria: (1) each unit is subject to emission limitations for NO_x, (2) each source is equipped with a control device (i.e., water injection), and (3) each unit has potential pre-control emissions of NO_x that exceed the applicable major source threshold (i.e., 100 tons per year). In accordance with §64.3, Jonesboro has developed a CAM Plan for these sources. The Plan establishes the operating parameters that will be monitored in order to demonstrate compliance with the NO_x emission limits at each source.

Specific Conditions

- The permittee shall not exceed the emission rates set forth in the following table. The lb/hr emission limits are based on the maximum capacity of the equipment. Compliance with the ton per year limits for SN-01, SN-02, SN-04, and SN-06 will be demonstrated by calculation results from the formulas contained in Specific Condition 3. Compliance with the ton per year limits for SN-07 will be demonstrated by Specific Conditions 3 and 4. [Regulation 19 §19.501 et seq. and 40 CFR Part 52, Subpart E]

SN	Description	Pollutant	lb/hr	tpy
01	General Electric LM 2500 Combustion Turbine Natural Gas Fired 228 MM Btu/hr	PM ₁₀	8	91.1**
		SO ₂	8	221.5**
		VOC	10	113.8**
		CO	25	153.6**
		NO _x	38.9	239.0**
		Lead	-	8.19E-02
01	General Electric LM 2500 Combustion Turbine Fuel Oil Fired 234 MM Btu/hr	PM ₁₀	10	
		SO ₂	38	
		VOC	10	
		CO	25	
		NO _x	41	
		Lead	3.19E-03	
02	General Electric LM 2500 Combustion Turbine Natural Gas Fired 228 MM Btu/hr	PM ₁₀	8	
		SO ₂	8	
		VOC	10	
		CO	25	
		NO _x	38.9	

Jonesboro City Water and Light

Permit #: 1819-AOP-R10

AFIN: 16-00412

SN	Description	Pollutant	lb/hr	tpy
02	General Electric LM 2500 Combustion Turbine Fuel Oil Fired 234 MM Btu/hr	PM ₁₀	10	
		SO ₂	38	
		VOC	10	
		CO	25	
		NO _x	41	
		Lead	3.19E-03	
04	General Electric LM 6000 Combustion Turbine Natural Gas Fired 440 MM Btu/hr	PM ₁₀	16	
		SO ₂	15	
		VOC	20	
		CO	25	
		NO _x	56	
04	General Electric LM 6000 Combustion Turbine Fuel Oil Fired 440 MM Btu/hr	PM ₁₀	20	
		SO ₂	75	
		VOC	20	
		CO	25	
		NO _x	81	
		Lead	6.16E-03	
06	General Electric LM 6000 Combustion Turbine Natural Gas Fired 440 MM Btu/hr	PM ₁₀	16	
		SO ₂	15	
		VOC	20	
		CO	25	
		NO _x	56	
06	General Electric LM 6000 Combustion Turbine Fuel Oil Fired 440 MM Btu/hr	PM ₁₀	20	
		SO ₂	75	
		VOC	20	
		CO	25	
		NO _x	81	
		Lead	6.16E-03	
07	General Electric LM 6000 Combustion Turbine Natural Gas Fired 440 MM Btu/hr	PM ₁₀	16	
		SO ₂	15	
		VOC	20	
		CO	25	
		NO _x	56	

** - The annual emissions for SN-01, SN-02, SN-04, SN-06, and SN-07 are bubbled together.

2. The permittee shall not exceed the emission rates set forth in the following table. The lb/hr emission limits are based on the maximum capacity of the equipment. Compliance with the ton per year limits for SN-01, SN-02, SN-04, and SN-06 will be demonstrated by calculation results from the formulas contained in Specific Condition 3. Compliance with the ton per year limits for SN-07 will be demonstrated by Specific Conditions 3 and 4. [Regulation 18 §18.801 and A.C.A. §8-4-203 as referenced by §8-4-304 and §8-4-311]

SN	Description	Pollutant	lb/hr	tpy
01	General Electric LM 2500 Combustion Turbine Natural Gas Fired 228 MM Btu/hr	PM Acrolein Formaldehyde PAH* Toluene	8 1.46E-03 1.62E-01 5.02E-04 2.96E-02	**
01	General Electric LM 2500 Combustion Turbine Fuel Oil Fired 234 MM Btu/hr	PM Benzene 1,3-Butadiene Formaldehyde PAH* Arsenic Beryllium Cadmium Manganese Mercury Selenium	10 1.25E-02 3.65E-03 6.38E-02 9.12E-03 2.51E-03 7.07E-05 1.09E-03 1.80E-01 2.74E-04 5.70E-03	**
02	General Electric LM 2500 Combustion Turbine Natural Gas Fired 228 MM Btu/hr	PM Acrolein Formaldehyde PAH* Toluene	8 1.46E-03 1.62E-01 5.02E-04 2.96E-02	**
02	General Electric LM 2500 Combustion Turbine Fuel Oil Fired 234 MM Btu/hr	PM Benzene 1,3-Butadiene Formaldehyde PAH* Arsenic Beryllium Cadmium Manganese Mercury Selenium	10 1.25E-02 3.65E-03 6.38E-02 9.12E-03 2.51E-03 7.07E-05 1.09E-03 1.80E-01 2.74E-04 5.70E-03	**
04	General Electric LM 6000 Combustion Turbine Natural Gas	PM Acrolein Formaldehyde	16.0 2.82E-03 3.12E-01	**

Jonesboro City Water and Light

Permit #: 1819-AOP-R10

AFIN: 16-00412

SN	Description	Pollutant	lb/hr	tpy
	Fired 440 MM Btu/hr	PAH [▲] Toluene	9.68E-04 5.72E-02	
04	General Electric LM 6000 Combustion Turbine Fuel Oil Fired 440 MM Btu/hr	PM Benzene 1,3-Butadiene Formaldehyde PAH [▲] Arsenic Beryllium Cadmium Manganese Mercury Selenium	20 2.42E-02 7.04E-03 1.23E-01 1.76E-02 4.84E-03 1.36E-04 2.11E-03 3.48E-01 5.28E-04 1.10E-02	**
06	General Electric LM 6000 Combustion Turbine Natural Gas Fired 440 MM Btu/hr	PM Acrolein Formaldehyde PAH [▲] Toluene	16.0 2.82E-03 3.12E-01 9.68E-04 5.72E-02	**
06	General Electric LM 6000 Combustion Turbine Fuel Oil Fired 440 MM Btu/hr	PM Benzene 1,3-Butadiene Formaldehyde PAH [▲] Arsenic Beryllium Cadmium Manganese Mercury Selenium	20 2.42E-02 7.04E-03 1.23E-01 1.76E-02 4.84E-03 1.36E-04 2.11E-03 3.48E-01 5.28E-04 1.10E-02	**
07	General Electric LM 6000 Combustion Turbine Natural Gas Fired 440 MM Btu/hr	PM Acrolein Formaldehyde PAH [▲] Toluene	16.0 2.82E-03 3.12E-01 9.68E-04 5.72E-02	**

SN	Description	Pollutant	lb/hr	tpy
01, 02, 04, 06, & 07	Combustion Turbine Bubble Limits	PM		91.1**
		Acrolein		4.98E-02**
		Formaldehyde		5.52E+00**
		PAH*		2.40E-01**
		Benzene		3.22E-01**
		1,3-Butadiene		9.36E-02**
		Arsenic		6.44E-02**
		Beryllium		1.81E-03**
		Cadmium		2.81E-02**
		Manganese		4.62E+00**
		Mercury		7.02E-03**
		Selenium		1.46E-01**
		Toluene		1.01E+00**

** - The annual emissions for SN-01, SN-02, SN-04, SN-06, and SN-07 are bubbled together.

3. Rolling 12-month emissions, in tons, shall be calculated using the following formulas during each month the facility is operated:

$$\text{CO (tpy)} = [(111.84 \text{ lb/MMSCF} \times \text{NG12}) + (15.24 \text{ lb/MGal} \times \text{DF12}) + (57.95 \text{ lb/MMSCF} \times \text{NG467}) + (7.90 \text{ lb/MGal} \times \text{DF46})] / 2000$$

$$\text{NO}_x \text{ (tpy)} = [(174.03 \text{ lb/MMSCF} \times \text{NG12}) + (25.00 \text{ lb/MGal} \times \text{DF12}) + (97.36 \text{ lb/MMSCF} \times \text{NG467}) + (25.59 \text{ lb/MGal} \times \text{DF46})] / 2000$$

$$\text{SO}_2 \text{ (tpy)} = [(35.79 \text{ lb/MMSCF} \times \text{NG12}) + (23.17 \text{ lb/MGal} \times \text{DF12}) + (34.77 \text{ lb/MMSCF} \times \text{NG467}) + (23.69 \text{ lb/MGal} \times \text{DF46})] / 2000$$

$$\text{VOC (tpy)} = [(44.74 \text{ lb/MMSCF} \times \text{NG12}) + (6.10 \text{ lb/MGal} \times \text{DF12}) + (46.36 \text{ lb/MMSCF} \times \text{NG467}) + (6.32 \text{ lb/MGal} \times \text{DF46})] / 2000$$

$$\text{PM}_{10} \text{ (tpy)} = [35.79 \text{ lb/MMSCF} \times \text{NG12}) + (6.10 \text{ lb/MGal} \times \text{DF12}) + (37.09 \text{ lb/MMSCF} \times \text{NG467}) + (6.32 \text{ lb/MGal} \times \text{DF46})] / 2000$$

$$\text{PM (tpy)} = [35.79 \text{ lb/MMSCF} \times \text{NG12}) + (6.10 \text{ lb/MGal} \times \text{DF12}) + (37.09 \text{ lb/MMSCF} \times \text{NG467}) + (6.32 \text{ lb/MGal} \times \text{DF46})] / 2000$$

Where:

DF12 = total diesel fuel consumed by SN-01 and SN-02 during previous 12 months, M gal
NG12 = total NG consumed by SN-01 and SN-02 during previous 12 months, MM SCF
DF46 = total diesel fuel consumed by SN-04 and SN-06 during previous 12 months, M gal.
NG467 = total NG consumed by SN-04, SN-06, and SN-07 during previous 12 months, MM SCF
M gal equals 1,000 gallons
MM SCF equals 1,000,000 standard cubic feet.

A resultant from the above formulas of greater than the limits listed in Specific Conditions 1 and 2, for SN-01, SN-02, SN-04, SN-06, and SN-07, shall be considered a violation of this permit. The results of these calculations shall be completed by the 15th of the month for the previous month, kept on site, and made available to Department personnel upon request. A copy of the results of these calculations for each month operated shall be submitted in accordance with General Provision 7. [Regulation 19, §19.705, A.C.A. §8-4-203 as referenced by §8-4-304 and §8-4-311, 40 CFR 70.6]

4. The permittee shall use only natural gas as a fuel for the combustion turbine (SN-07). [Regulation 19, §19.705, A.C.A. §8-4-203 as referenced by §8-4-304 and §8-4-311]
5. The permittee shall maintain monthly records of each fuel consumed at each of the following sources: SN-01, SN-02, SN-04, SN-06, and SN-07. The permittee shall update these records by the 15th day of the month following the month to which the records pertain. For each fuel at each source, a rolling 12-month total and each individual month's data shall be maintained on-site, made available to Department personnel upon request and submitted in accordance with General Provision 7.

Consumption of any fuel other than natural gas in SN-07 shall be considered a violation of this permit. [Regulation 19, §19.705, A.C.A. §8-4-203 as referenced by §8-4-304 and §8-4-311]

6. Visible emissions may not exceed the limits specified in the following table of this permit as measured by EPA Reference Method. [A.C.A. §8-4-203 as referenced by §8-4-304 and §8-4-311]

SN	Limit	Regulatory Citation
SN-01, SN-02, SN-04, SN-06, & SN-07 (gas fired)	5 %	[Regulation No. 18 §18.501 and A.C.A. §8-4-203 as referenced by §8-4-304 and §8-4-311]
SN-01, SN-02, SN-04, SN-06, SN-08 (oil fired)	20 %	[Regulation No. 19 §19.503 and 40 CFR 52, Subpart E]

7. One observation of the opacity from either SN-01 or SN-02 and one observation of the opacity from either SN-04 or SN-06 (while they are being fired with fuel oil) shall be measured during each calendar year using personnel trained, but not necessarily certified, in EPA Reference Method 9. Should visible emissions appear in excess of the permitted opacity, the permittee shall immediately take action to identify the cause of the visible emissions, implement corrective action, and document that visible emissions did not appear to be in excess of the permitted opacity following the corrective action. The permittee shall maintain records which contain the records of the visible emissions while firing with fuel oil in order to demonstrate compliance with Specific Condition 6. These records shall be updated yearly, kept on site, and made available to Department personnel upon request. [Regulation 18, §18.1004 and A.C.A. §8-4-203 as referenced by §8-4-304 and §8-4-311]

8. The facility shall use only fuel oil with a sulfur content of less than 0.05 weight percent when firing on fuel oil. [Regulation 19, §19.705 and A.C.A. §8-4-203 as referenced by §8-4-304 and §8-4-311]
9. The permittee shall maintain monthly records which demonstrate compliance with Specific Condition 0. Records shall be updated by the 15th day of the month following the month for which the records pertain. These records shall be kept on site, and shall be made available to Department personnel upon request. [Regulation 19, §19.705 and A.C.A. §8-4-203 as referenced by §8-4-304 and §8-4-311]
10. The five (5) simple-cycle turbines, SN-01, SN-02, SN-04, SN-06, and SN-07, are subject to the provisions of NSPS Subpart GG. The permittee shall demonstrate compliance with NSPS Subpart GG by compliance with Specific Conditions 11 through 26. [Regulation 19, §19.705 and A.C.A. §8-4-203 as referenced by §8-4-304 and §8-4-311]

NSPS Requirements

11. Pipeline quality natural gas shall be the only natural gas fired at the facility. Pipeline quality natural gas contains less than 20.0 grains or less of total sulfur per hundred standard cubic feet, and either composed of at least 70% methane by volume or has a gross calorific value between 950 and 1100 BTU per standard cubic foot. [Regulation 19, §19.304, A.C.A. §8-4-203 as referenced by §8-4-304 and §8-4-311, and 40 CFR Part 60 Subpart GG §60.331(u)]
12. The permittee is not required to operate the water injection equipment when ice fog is deemed a traffic hazard by the owner or operator of the gas turbine. [Regulation 19, §19.304, A.C.A. §8-4-203 as referenced by §8-4-304 and §8-4-311, and 40 CFR Part 60 Subpart GG §60.332(f)]
13. The permittee shall conduct an initial performance test for NO_x and SO₂ emissions from the LM-6000 Combustion Turbine (SN-07) as required by 40 CFR Part 60 Subpart A §60.8. The initial performance testing was completed July 23-25, 2007. [Regulation 19, §19.304, A.C.A. §8-4-203 as referenced by A.C.A. §8-4-304 and §8-4-311, and 40 CFR Part 60 Subpart A §60.8]
14. On and after the date on which the performance test required to be conducted by §60.8 is completed, the permittee shall not cause to be discharged into the atmosphere from any stationary gas turbine, any gases which contain nitrogen oxides in excess of:

$$\text{STD} = 0.0075(14.4)/Y + F$$

Where:

- a. STD = allowable ISO corrected NO_x emission concentration (percent by volume at 15 percent oxygen and on a dry basis).

- b. Y = manufacturer's rated heat rate at manufacturer's rated load (kilojoules per watt hour) or, actual measured heat rate based on lower heating value of fuel as measure at actual peak load for the facility. The value of Y shall not exceed 14.4 kilojoules per watt hour; and
- c. F = NO_x emission allowance for fuel-bound nitrogen as defined in the table below.

The use of an emission allowance for fuel-bound nitrogen, F , is optional. The permittee may select an F value of zero. Alternately, if the permittee elects to apply a NO_x emission allowance for fuel-bound nitrogen, the value of F shall be defined according to the nitrogen content of the fuel during the most recent performance test as follows:

Fuel-bound Nitrogen (% by weight)	F (NO_x percent by volume)
$N \leq 0.015$	0
$0.015 < N \leq 0.1$	$0.04(N)$
$0.1 < N \leq 0.25$	$0.004 + 0.0067*(N-0.1)$
$N > 0.25$	0.005

[Regulation 19, §19.304, A.C.A. §8-4-203 as referenced by §8-4-304 and §8-4-311, and 40 CFR Part 60 Subpart GG §60.332(a)(1), §60.332(a)(3), and §60.332(a)(4)]

- 15. On and after the date on which the performance test required to be conducted by §60.8 is completed, the permittee shall not cause to be discharged into the atmosphere from any stationary gas turbine, any gases which contain sulfur dioxide in excess of:
 - a. 0.015 percent by volume at 15 percent oxygen and on a dry basis; or
 - b. 0.8 percent by weight (8000 ppmw).

[Regulation 19, §19. 304, A.C.A. §8-4-203 as referenced by §8-4-304 and §8-4-311, and 40 CFR Part 60 Subpart GG §60.333(a) and (b)]

- 16. The permittee shall comply with the monitoring of operations requirements of 40 CFR 60.334 for the stationary gas turbines SN-01, SN-02, SN-04, SN-06, and SN-07. These requirements include, but are not limited to, the following:
 - a. The permittee shall install, calibrate, maintain and operate a continuous monitoring system to monitor and record the fuel consumption and the ratio of water or steam to fuel being fired in the turbine.

[Regulation 19, §19. 304, A.C.A. §8-4-203 as referenced by §8-4-304 and §8-4-311, and 40 CFR Part 60 Subpart GG §60.334(a)]

17. The steam or water to fuel ratio or other parameters that are continuously monitored as described in Specific Condition 16 shall be monitored during the performance test required under §60.8, to establish acceptable values and ranges, or as outlined in 40 CFR 60.334(g). [Regulation 19, §19. 304, A.C.A. §8-4-203 as referenced by §8-4-304 and §8-4-311, and 40 CFR Part 60 Subpart GG §60.334(g)]
18. The owner or operator of any stationary gas turbine shall monitor the total sulfur content of the fuel being fired in the turbine. The sulfur content of the fuel must be determined using one of the following:
 - a. The sulfur content of the liquid fuel must be determined using total sulfur methods described in §60.335(b)(10)(i); or
 - b. If the total sulfur content of the gaseous fuel during the most recent performance test was less than 0.4 weight percent (4000 ppmw), ASTM D 4084-82, 94, D 5504-01, D 6228-98, or Gas Processors Association Standard 23777-86 (all of which are incorporated by reference-see §60.17), which measure the major sulfur compounds may be used; or
 - c. The owner or operator may elect not to monitor the total sulfur content of the gaseous fuel combusted in the turbine, if the gaseous fuel is demonstrated to meet the definition of natural gas as provided by §60.331(u), as referenced by Specific Condition 11. The owner or operator shall use one of the following sources of information to make the required demonstration:
 - i. The gas quality characteristics in a current, valid purchase contract, tariff sheet or transportation contract for the gaseous fuel, specifying that the maximum total sulfur content of the fuel is 20.0 grains/100 scf or less; or
 - ii. Representative fuel sampling data which show that the sulfur content of the gaseous fuel does not exceed 20 grains/100 scf. At a minimum, the amount of fuel sampling data specified in section 2.3.1.4 or 2.3.2.4 of Appendix D to 40 CFR Part 75 is required., or
 - d. The owner or operator may determine sulfur in the gaseous fuel using the EPA approved Custom Fuel Monitoring Schedule (Appendix C).

[Regulation 19, §19. 304, A.C.A. §8-4-203 as referenced by §8-4-304 and §8-4-311, 40 CFR Part 60 Subpart GG §60.334(h)(1), Subpart GG §60.334(h)(3)(i), and Subpart GG §60.334(h)(3)(ii)]

19. If the owner or operator claims an allowance for fuel bound nitrogen (i.e., if an F-value greater than zero is being or will be used by the owner or operator to calculate STD in §60.332), the owner or operator of any stationary gas turbine shall monitor the nitrogen content of the fuel combusted in the turbine as follows:
- a. For liquid fuel, the nitrogen content shall be determined using methods described in §60.335(b)(9)(i) or an approved alternative.
 - b. For pipeline quality natural gas, monitoring of nitrogen content is not required per the EPA granted Custom Fuel Monitoring Schedule (Appendix C)

[Regulation 19, §19. 304, A.C.A. §8-4-203 as referenced by §8-4-304 and §8-4-311, and 40 CFR Part 60 Subpart GG §60.334(h), Subpart GG §60.335(b)(9)]

20. The frequency of determining the sulfur and nitrogen content of the gaseous fuel shall be as follows:
- a. Monitoring of nitrogen content of pipeline quality natural gas is not required per the EPA granted Custom Fuel Monitoring Schedule (Appendix C) and
 - b. For owners and operators that elect not to demonstrate sulfur content using §60.334(h)(3), as referenced by Specific Condition 18.c, and for which the fuel is supplied without intermediate bulk storage, the sulfur content value of the gaseous fuel shall be determined and recorded once per unit operating day; or
 - c. Notwithstanding the requirements of Specific Condition 20.b, operators or fuel vendors may develop custom schedules for determination of the total sulfur content of gaseous fuels, based on the design and operation of the affected facility and the characteristics of the fuel supply. Reference JCWL's EPA approved custom fuel monitoring schedule documented in Appendix C.

[Regulation 19, §19. 304, A.C.A. §8-4-203 as referenced by §8-4-304 and §8-4-311, and 40 CFR Part 60 Subpart GG §60.334(i)(2)]

21. The frequency of determining the sulfur and nitrogen content of the liquid fuel shall be determined as follows:
- a. The requirements of 40 CFR Part 60 Subpart GG §60.334 (i)(1) or,
 - b. The EPA approved Alternative Monitoring Plan (Appendix D), which states, in part:
 - i. A fuel lot is considered to be the amount of oil purchased from one supplier under one invoice and intended as one shipment or delivery
 - ii. No other fuels shall be blended with the fuel oil from the trucks in one shipment in the storage tank.
 - iii. A sample will be taken from each truck comprising the single shipment from a single supplier.
 - iv. Samples from all trucks in a single shipment from a single supplier will be mixed to obtain a combined representative sample.
 - v. This sample shall be tested for fuel nitrogen and sulfur content by an approved ASTM method or approved alternative method.
 - vi. Records of the number of trucks comprising a single shipment from a single supplier shall be kept, along with records of the number of individual samples taken per shipment, and the results of the analysis for nitrogen and sulfur. These records shall be kept for a period of three years and be available at the request of any federal, state, or local agency.
 - vii. Should any sulfur analysis indicate non-compliance, or the nitrogen analysis indicate a change in the fuel bound nitrogen content, the owner or operator will notify ADEQ and this alternative monitoring method approval is revoked.
- [Regulation 19, §19. 304, A.C.A. §8-4-203 as referenced by §8-4-304 and §8-4-311, and 40 CFR Part 60 Subpart GG §60.334(i)(2), Subpart GG §60.334(i)(3)]
22. Excess emissions shall be reported for all periods of unit operation, including startup, shutdown and malfunction. For the purpose of reports required under §60.7(c), periods of excess emissions and monitor downtime that shall be reported as defined in §60.334(j) and its subparts. [Regulation 19, §19. 304, A.C.A. §8-4-203 as referenced by §8-4-304 and §8-4-311, and 40 CFR Part 60 Subpart GG §60.334(j)]

23. Performance tests required in §60.8 shall be conducted using one of the following methods for determining nitrogen oxides:
- EPA Method 20; or
 - ASTM D6522-00 (incorporated by reference, see §60.17); or
 - EPA Method 7E and either EPA Method 3 or 3A in appendix A of 40 CFR Part 60 to determine NO_x and diluent concentration.

[Regulation 19, §19. 304, A.C.A. §8-4-203 as referenced by §8-4-304 and §8-4-311, and 40 CFR Part 60 Subpart GG §60.335(a)(1) through (3)]

24. The sampling traverse points are to be selected and sampled for equal time intervals as defined below:
- Sampling traverse points are to be selected following Method 20 or Method 1, (non-particulate procedures). The sampling shall be performed with a traversing single-hole probe or, if feasible, with a stationary multi-hole probe that samples each of the points sequentially. Alternatively, a multi-hole probe designed and documented to sample equal volumes from each hole may be used to sample simultaneously at the required points.; or
 - The owner or operator may test at fewer points than are specified in Method 1 or Method 20 if the following conditions are met:
 - The owner or operator may perform a stratification test for NO_x and diluent pursuant to:
 - The procedures specified in section 6.5.6.1(a) through (e) appendix A to 40 CFR Part 75.
 - Once the stratification sampling is completed, the owner or operator may use the following alternative sample point selection criteria for the performance test:
 - If each of the individual traverse point NO_x concentrations, normalized to 15 percent O₂, is within ± 10 percent of the mean normalized concentration for all traverse points, then you may use 3 points (located either 16.7, 50.0, and 83.3 percent of the way across the stack or duct, or, for circular stacks or ducts greater than 2.4 meters (7.8 feet) in diameter, at 0.4, 1.2, and 2.0 meters from the wall). The 3 points shall be located along the measurement line that exhibited the highest average normalized NO_x concentration during the stratification test; or

2. If each of the individual traverse point NO_x concentrations, normalized to 15 percent O_2 , is within ± 5 percent of the mean normalized concentration for all traverse points, then you may sample at a single point, located at least 1 meter from the stack wall or at the stack centroid.; or
- c. Manufacturers may develop ambient condition correction factors to adjust the nitrogen oxides emission level measured by the performance test as provided in §60.8 to ISO standard day conditions.

[Regulation 19, §19. 304, A.C.A. §8-4-203 as referenced by §8-4-304 and §8-4-311, and 40 CFR Part 60 Subpart GG §60.335(a)(4) through (6), Subpart GG §60.335(c)(1)]

25. The owner or operator shall determine compliance with the applicable nitrogen oxides emission limitation in §60.332 and shall meet the performance test requirements of §60.8 as follows:
 - a. For each run of the performance test, the mean nitrogen oxides emission concentration (NO_{x0}) corrected to 15 percent O_2 shall be corrected to ISO standard conditions using the following equation. Notwithstanding this requirement, use of the ISO correction equation is optional for: Lean premix stationary combustion turbines; units used in association with heat recovery steam generators (HRSG) equipped with duct burners; and units equipped with add-on emission control devices:

$$\text{NO}_x = (\text{NO}_{x0})(\text{Pr}/\text{Po})^{0.5} [e^{19(\text{Ho}-0.00633)}] (288/\text{T}_a)^{1.53}$$

Where:

NO_x = emission rate at 15% O_2 and ISO standard ambient conditions, ppm by volume

NO_{x0} = observed NO_x concentration, ppm by volume at 15%

Pf = reference combustor inlet absolute pressure at 101.3 kilopascals ambient pressure, mm Hg

Po = observed combustor inlet absolute pressure at test, mm Hg

Ho = specific humidity of ambient air, gram H_2O per gram air

e = transcendental constant, 2.718

Ta = ambient temperature, °K. Ta = ambient temperature, °K.

- b. The 3-run performance test required by §60.8 must be performed within ± 5 percent at 30, 50, 75, and 90-to-100 percent of peak load or at four evenly-spaced load points in the normal operating range of the gas turbine, including the minimum point in the operating range and 90-to-100 percent of peak load, or at the highest achievable load point if 90-to-100 percent of peak load cannot be physically achieved in practice. If the turbine combusts both oil and gas as primary or backup fuels, separate performance testing is required for each fuel. Notwithstanding these requirements, performance testing is not required for any emergency fuel (as defined in §60.331).

[Regulation 19, §19. 304, A.C.A. §8-4-203 as referenced by §8-4-304 and §8-4-311, and 40 CFR Part 60 Subpart GG §60.335(b)(1) & (2)]

26. The permittee shall measure the emissions of both of the General Electric LM2500 simple-cycle combustion turbines, SN-01 and SN-02, while using fuel oil and while using natural gas (2 separate tests), and all three of the General Electric LM6000 simple-cycle combustion turbines, SN-04, SN-06, and SN-07, while using natural gas, and SN-04 and SN06 General Electric LM6000 simple-cycle combustion turbines while using fuel oil. Periodic performance testing shall be performed every five (5) years on one of each model of engines installed with each LM2500 unit being tested alternated every five (5) years and with each LM6000 unit being tested alternated every five (5) years. The turbines shall be tested for NO_x and SO₂ using EPA Method 20, and CO using EPA Method 10. These three pollutant tests shall be done simultaneously. The turbine shall be tested in accordance with the New Source Performance Standard, Subpart GG, Sections 60.335 (a) and (b), except when superseded by the EPA approved custom fuel monitoring schedules (Appendix C and Appendix D). The water to fuel ratio used during each test point (30, 50, 75, and 100 percent of peak load or at four points in the normal operating range of the gas turbine) shall be submitted in the report. The test results shall be submitted to the Department (Compliance Section Manager) within 30 days after the completion of the testing. A summary of history and future testing requirements for the turbines is shown in the tables below:

Summary of History and Future Requirements for Testing of LM2500 units SN-01 and SN-02 (in chronological order)
SN-01 and SN-02 were initially tested in March 2000 (re-testing on both units was completed in August 2002 to better define parametric monitoring setpoints).
SN-02 was tested in August 2004 (less than five years after the March 2000 testing).
SN-01 was tested in July 2009 (less than five years after the August 2004 testing).
SN-02 shall be tested prior to July 2014 (five years after the July 2009 testing).
SN-01 shall be tested within five years of the July 2014, or prior, testing.
Summary of History and Future Requirements for Testing of LM6000 units SN-04, SN-06 and SN-07 (in chronological order)
SN-04 was initially tested in November 2000 for natural gas combustion only (re-testing was completed in January 2002 after diesel combustion was permitted).

Summary of History and Future Requirements for Testing of LM2500 units SN-01 and SN-02 (in chronological order)
SN-06 was initially tested in July 2003.
SN-04 was tested in August 2004 (less than five years after the November 2000 testing).
SN-07 was initially tested in July 2007 (SN-04 and SN-06 also underwent testing in July 2007 to better define parametric monitoring setpoints).
SN-06 was tested in July 2009 (less than five years after the August 2004 testing).
SN-04 or SN-07 shall be tested prior to July 2014 (five years after the July 2009 testing).
SN-04 or SN-07, whichever was not tested in July 2014, or prior, shall be tested within five years of the July 2014, or prior, testing.

[Regulation 19, §19. 304, A.C.A. §8-4-203 as referenced by §8-4-304 and §8-4-311, and 40 CFR Part 60 Subpart GG]

CAM Requirements

27. The permittee shall monitor the water to fuel ratio fired in the turbines while they are operating. The permittee shall demonstrate compliance for the water to fuel ratio fired by maintaining ratios below the ratio for compliance as stated in the table provided in Appendix F for the existing turbines (SN-01, SN-02, SN-04, and SN-06). The permittee shall determine, and comply with, the indicator range for the water to fuel ratio for the new turbine (SN-07) established during the performance test. [Regulation 19, §19. 304, A.C.A. §8-4-203 as referenced by §8-4-304 and §8-4-311, and 40 CFR Part 64]
28. The permittee shall maintain daily records which demonstrate compliance with Specific Condition 27. Records shall be updated by the 15th day of the month following the month for which the records pertain. These records are required only for days the turbines are operating, shall be kept on site, and shall be made available to Department personnel upon request. [Regulation 19, §19.705 and A.C.A. §8-4-203 as referenced by §8-4-304 and §8-4-311]

Acid Rain Requirements

29. The General Electric LM6000 units (SN-04, SN-06, and SN-07) are subject to and shall comply with all applicable provisions of the Acid Rain Program (40 CFR Parts 72, 73, and 75). [Regulation 19 §19.304 and 40 CFR Parts 72, 73, and 75]
 - a. Pursuant to 40 CFR Part 75 §75.14 (c) and (d) – Continuous Opacity Monitoring - SN-04, SN-06, and SN-07 are exempt from the requirement for a continuous opacity monitor based on using only natural gas fuel and/or low sulfur diesel fuel units.

b. Pursuant to 40 CFR Part 75.19, – SN-04, SN-06, and SN-07 are “Low Mass Emitter units” as defined:

- i. SN-04, SN-06, and SN-07 emit 50 tons or less of NO_x per ozone season per unit.
- ii. SN-04, SN-06, and SN-07 emit 100 tons or less of NO_x per year per unit.
- iii. SN-04, SN-06, and SN-07 emit 25 tons or less of SO₂ per year per unit.

30. The permittee shall not exceed the emission rates set forth in the following table. The permittee shall demonstrate compliance with this condition by calculating emissions using the methods specified in 40 CFR 75 §75.19 required for tracking LME Compliance in the EPA Emission Collection and Monitoring Plan System (ECMPS). [Regulation 19 §19.304 and 40 CFR Part 75 §75.19]

SN	Description	Pollutant	Tons per Year	Tons per Ozone Season
04	General Electric LM 6000 Combustion Turbine	NO _x	100	50
06	General Electric LM 6000 Combustion Turbine	NO _x	100	50
07	General Electric LM 6000 Combustion Turbine	NO _x	100	50
04	General Electric LM 6000 Combustion Turbine	SO ₂	25	N/A
06	General Electric LM 6000 Combustion Turbine	SO ₂	25	N/A
07	General Electric LM 6000 Combustion Turbine	SO ₂	25	N/A

31. The permittee shall maintain monthly records which demonstrate compliance with Specific Condition 30. Records shall be updated by the 15th day of the month following the month for which the records pertain. The ozone season totals, calendar year totals, and each individual month’s data shall be maintained on-site, made available to Department personnel upon request, and submitted in accordance with General Provision 7. [Regulation 19, §19.705 and 40 CFR Part 52, Subpart E]

Applicability and qualification.

32. For units that meet the requirements of this paragraph (a)(1) and paragraphs (a)(2) and (b) of 40 CFR Part 75, §75.19 the low mass emissions (LME) excepted methodology in paragraph (c) of 40 CFR Part 75, §75.19 may be used in lieu of continuous emission monitoring systems or, if applicable, in lieu of methods under appendices D, E, and G to

40 CFR Part 75, for the purpose of determining unit heat input, NO_x, SO₂, and CO₂ mass emissions, and NO_x emission rate under 40 CFR Part 75. If the owner or operator of a qualifying unit elects to use the LME methodology, it must be used for all parameters that are required to be monitored by the applicable program(s). For example, for an Acid Rain Program LME unit, the methodology must be used to estimate SO₂, NO_x, and CO₂ mass emissions, NO_x emission rate, and unit heat input. [Regulation 19, §19.304 and 40 CFR Part 75, §75.19(a)(1)]

33. A low mass emissions unit is an affected unit that is gas-fired, or oil-fired (as defined in §72.2 of this chapter), and for which: [Regulation 19, §19.304 and 40 CFR Part 75, §75.19(a)(1)(i)]
 - a. An initial demonstration is provided, in accordance with paragraph (a)(2) of 40 CFR Part 75, §75.19, which shows that the unit emits: [Regulation 19, §19.304 and 40 CFR Part 75, §75.19(a)(1)(i)(A)]
 - i. No more than 25 tons of SO₂ annually and less than 100 tons of NO_x annually, for Acid Rain Program affected units. If the unit is also subject to the provisions of subpart H of 40 CFR Part 75, no more than 50 of the allowable annual tons of NO_x may be emitted during the ozone season; or [Regulation 19, §19.304 and 40 CFR Part 75, §75.19(a)(1)(i)(A)(I)]
 - b. An annual demonstration is provided thereafter, using one of the allowable methodologies in paragraph (c) of 40 CFR Part 75, §75.19, showing that the low mass emissions unit continues to emit no more than the applicable number of tons of SO₂ and/or NO_x specified in paragraph (a)(1)(i)(A) of 40 CFR Part 75, §75.19. [Regulation 19, §19.304 and 40 CFR Part 75, §75.19(a)(1)(i)(B)]
34. For a unit that reports emission data on a year-round basis, begin using the methodology in the first unit operating hour in the calendar year designated in the certification application as the first year that the methodology will be used. [Regulation 19, §19.304 and 40 CFR Part 75, §75.19(a)(1)(ii)(A)]
35. A unit may initially qualify as a low mass emissions unit if the designated representative submits a certification application to use the LME methodology (as described in §75.63(a)(1)(ii) and in this paragraph, (a)(2)) and the Administrator (or permitting authority, as applicable) certifies the use of such methodology. The certification application shall be submitted no later than 45 days prior to the date on which use of the low mass emissions methodology is expected to commence, and the application must contain: [Regulation 19, §19.304 and 40 CFR Part 75, §75.19(a)(2)]
 - a. A statement identifying the projected date on which the LME methodology will first be used. The projected commencement date shall be consistent with paragraphs (a)(1)(ii) and (b)(4) of 40 CFR Part 75, §75.19, as applicable; and [Regulation 19, §19.304 and 40 CFR Part 75, §75.19(a)(2)(i)]
 - b. Either: [Regulation 19, §19.304 and 40 CFR Part 75, §75.19(a)(2)(ii)]

- i. Actual SO₂ and/or NO_x mass emissions data (as applicable) for each of the three calendar years (or ozone seasons) prior to the calendar year in which the certification application is submitted demonstrating to the satisfaction of the Administrator or (if applicable) the permitting authority, that the unit emitted less than the applicable number of tons of SO₂ and/or NO_x specified in paragraph (a)(1)(i)(A) of 40 CFR Part 75, §75.19. For the purposes of this paragraph, (a)(2)(ii)(A), the required actual SO₂ or NO_x mass emissions for each qualifying year or ozone season shall be determined using the SO₂, NO_x and heat input data reported to the Administrator in the electronic quarterly reports required under §75.64 or under the Ozone Transport Commission (OTC) NO_x Budget Trading Program. Notwithstanding this requirement, in the absence of such electronic reports, an estimate of the actual emissions for each of the previous three years (or ozone seasons) shall be provided, using either the maximum rated heat input methodology described in paragraph (c)(3)(i) of 40 CFR Part 75, §75.19 or procedures consistent with the long term fuel flow heat input methodology described in paragraph (c)(3)(ii) of 40 CFR Part 75, §75.19, in conjunction with the appropriate SO₂ or NO_x emission rate from paragraph (c)(1)(i) of 40 CFR Part 75, §75.19 for SO₂, and paragraph (c)(1)(ii) or (c)(1)(iv) of 40 CFR Part 75, §75.19 for NO_x. Alternatively, the initial estimate of the NO_x emission rate may be based on historical emission test data that is representative of operation at normal load or historical data from a CEMS certified under part 60 of this chapter or under a state CEM program; or [Regulation 19, §19.304 and 40 CFR Part 75, §75.19(a)(2)(ii)(A)]
- ii. When the three full years (or ozone seasons) of actual SO₂ and NO_x mass emissions data (or reliable estimates thereof) described under paragraph (a)(2)(ii)(A) of 40 CFR Part 75, §75.19 do not exist, the designated representative may submit an application to use the low mass emissions excepted methodology based upon a combination of actual historical SO₂ and NO_x mass emissions data and projected SO₂ and NO_x mass emissions, totaling three years (or ozone seasons). Except as provided in paragraph (a)(3) of 40 CFR Part 75, §75.19, actual data must be used for any years (or ozone seasons) in which such data exists and projected data should be used for any remaining future years (or ozone seasons) needed to provide emissions data for three consecutive calendar years (or ozone seasons). For example, if a unit commenced operation two years ago, the designated representative may submit actual, historical data for the previous two years and one year of projected emissions for the current calendar year or, for a new unit, the designated representative may submit three years of projected emissions, beginning with the current calendar year. Any actual or projected annual emissions must demonstrate to the satisfaction of the Administrator that the unit will emit less than the applicable number of tons of SO₂ and/or NO_x specified in paragraph (a)(1)(i)(A) of 40 CFR Part 75, §75.19. Projected emissions shall be

calculated using either the appropriate default emission rates from paragraphs (c)(1)(i) and (c)(1)(ii) of 40 CFR Part 75, §75.19 (or, alternatively for NO_x, a conservative estimate of the NO_x emission rate, as described in paragraph (a)(4) of 40 CFR Part 75, §75.19), in conjunction with projections of unit operating hours or fuel type and fuel usage, according to one of the allowable calculation methodologies in paragraph (c) of 40 CFR Part 75, §75.19; and [Regulation 19, §19.304 and 40 CFR Part 75, §75.19(a)(2)(ii)(B)]

- c. A description of the methodology from paragraph (c) of 40 CFR Part 75, §75.19 that will be used to demonstrate on-going compliance under paragraph (b) of 40 CFR Part 75, §75.19; and [Regulation 19, §19.304 and 40 CFR Part 75, §75.19(a)(2)(iii)]
 - d. Appropriate documentation demonstrating that the unit is eligible to use projected emissions to qualify for LME status under paragraph (a)(3) of 40 CFR Part 75, §75.19 (if applicable). [Regulation 19, §19.304 and 40 CFR Part 75, §75.19(a)(2)(iv)]
36. When the owner or operator elects to demonstrate initial LME qualification and on-going compliance using a fuel-and-unit-specific NO_x emission rate in accordance with paragraph (c)(1)(iv) of 40 CFR Part 75, §75.19, there will be instances (e.g., for a new or newly-affected unit) where it is not possible to determine that NO_x emission rate prior to submitting the certification application. In such cases, if the generic default NO_x emission rates in Table LM-2 of 40 CFR Part 75, §75.19 are inappropriately high for the unit, the owner or operator may use a more representative, but conservatively high estimate of the expected NO_x emission rate, for the purposes of the initial monitoring plan submittal and to calculate the unit's projected annual or ozone season emissions under paragraph (a)(2)(ii)(B) of 40 CFR Part 75, §75.19. For example, the NO_x emission rate could, as described in paragraph (a)(2)(ii)(A) of 40 CFR Part 75, §75.19, be estimated using historical CEM data or historical emission test data that is representative of operation at normal load. The NO_x emission limit specified in the operating permit for the unit could also be used to estimate the NO_x emission rate (except for units equipped with SCR or SNCR), or, consistent with paragraph (c)(1)(iv)(C)(4) of 40 CFR Part 75, §75.19, for a unit that uses SCR or SNCR to control NO_x emissions, an estimated default NO_x emission rate of 0.15 lb/mmBtu could be used. However, these estimated NO_x emission rates may not be used for reporting purposes in the time period extending from the first hour in which the LME methodology is used to the date and hour on which the fuel-and-unit-specific NO_x emission rate testing is completed. Rather, in that interval, the owner or operator shall either report the appropriate default NO_x emission rate from Table LM-2, or shall report the maximum potential NO_x emission rate, calculated in accordance with §72.2 of this chapter and section 2.1.2.1 of appendix A to 40 CFR Part 75. Then, beginning with the first unit operating hour after completion of the tests, the appropriate default NO_x emission rate(s) obtained from the fuel-and-unit-specific testing shall be used for emissions reporting. [Regulation 19, §19.304 and 40 CFR Part 75, §75.19(a)(4)]

On-going qualification and disqualification.

37. Once a low mass emissions unit has qualified for and has started using the low mass emissions excepted methodology, an annual demonstration is required, showing that the unit continues to emit no more than the applicable number of tons of SO₂ and/or NO_x specified in paragraph (a)(1)(i)(A) of 40 CFR Part 75, §75.19. The calculation methodology used for the annual demonstration shall be the methodology described in the certification application under paragraph (a)(2)(iii) of 40 CFR Part 75, §75.19. [Regulation 19, §19.304 and 40 CFR Part 75, §75.19(b)(1)]
38. If a new or newly-affected unit initially qualifies to use the low mass emissions excepted methodology under 40 CFR Part 75, §75.19 and the owner or operator wants to use the low mass emissions methodology for the unit, he or she must: [Regulation 19, §19.304 and 40 CFR Part 75, §75.19(b)(4)]
- a. Keep the records specified in paragraph (c)(2) of 40 CFR Part 75, §75.19, beginning with the date and hour of commencement of commercial operation, for a new unit subject to an Acid Rain emission limitation, and beginning with the date and hour of the commencement of operation, for a new unit subject to a NO_x mass reduction program under subpart H of 40 CFR Part 75. For newly-affected units, the records in paragraph (c)(2) of 40 CFR Part 75, §75.19 shall be kept as follows: [Regulation 19, §19.304 and 40 CFR Part 75, §75.19(b)(4)(i)]
 - i. For Acid Rain Program units, begin keeping the records as of the first hour of commercial operation of the unit following the date on which the unit becomes affected; or [Regulation 19, §19.304 and 40 CFR Part 75, §75.19(b)(4)(i)(A)]
 - ii. For units subject to a NO_x mass reduction program under subpart H of 40 CFR Part 75, begin keeping the records as of the first hour of unit operation following the date on which the unit becomes an affected unit; [Regulation 19, §19.304 and 40 CFR Part 75, §75.19(b)(4)(i)(B)]
 - b. Use these records to determine the cumulative heat input and SO₂, CO₂, and/or NO_x mass emissions in order to continue to qualify as a low mass emissions unit; and [Regulation 19, §19.304 and 40 CFR Part 75, §75.19(b)(4)(ii)]
 - c. Determine the cumulative SO₂ and/or NO_x mass emissions according to paragraph (c) of 40 CFR Part 75, §75.19 using the same procedures used after the certification deadline for the unit, for purposes of demonstrating eligibility to use the excepted methodology set forth in 40 CFR Part 75, §75.19. For example, use the default emission rates in Tables LM-1, LM-2, and LM-3 of 40 CFR Part 75, §75.19 or use the fuel-and-unit-specific NO_x emission rate determined according to paragraph (c)(1)(iv) of 40 CFR Part 75, §75.19. For Acid Rain Program LME units, the Administrator will not count SO₂ mass emissions calculated for the period between commencement of commercial operation and the certification deadline for the unit under §75.4 against SO₂ allowances to be held in the unit account. [Regulation 19, §19.304 and 40 CFR Part 75, §75.19(b)(4)(ii)]

Low mass emissions excepted methodology, calculations, and values—(1) Determination of SO₂, NO_x, and CO₂ emission rates.

39. If the unit combusts only natural gas and/or fuel oil, use Table LM-1 of 40 CFR Part 75, §75.19 to determine the appropriate SO₂ emission rate for use in calculating hourly SO₂ mass emissions under 40 CFR Part 75, §75.19. Alternatively, for fuel oil combustion, a lower, fuel-specific SO₂ emission factor may be used in lieu of the applicable emission factor from Table LM-1, if a federally enforceable permit condition is in place that limits the sulfur content of the oil. If this alternative is chosen, the fuel-specific SO₂ emission rate in lb/mmBtu shall be calculated by multiplying the fuel sulfur content limit (weight percent sulfur) by 1.01. In addition, the owner or operator shall periodically determine the sulfur content of the oil combusted in the unit, using one of the oil sampling and analysis options described in section 2.2 of appendix D to 40 CFR Part 75, and shall keep records of these fuel sampling results in a format suitable for inspection and auditing. Alternatively, the required oil sampling and associated recordkeeping may be performed using a consensus standard (e.g., ASTM, API, etc.) that is prescribed in the unit's Federally-enforceable operating permit, in an applicable State regulation, or in another applicable Federal regulation. If the unit combusts gaseous fuel(s) other than natural gas, the owner or operator shall use the procedures in section 2.3.6 of appendix D to 40 CFR Part 75 to document the total sulfur content of each such fuel and to determine the appropriate default SO₂ emission rate for each such fuel. [Regulation 19, §19.304 and 40 CFR Part 75, §75.19(c)(1)(i)]
40. If the unit combusts only natural gas and/or fuel oil, use either the appropriate NO_x emission factor from Table LM-2 of 40 CFR Part 75, §75.19, or a fuel-and-unit-specific NO_x emission rate determined according to paragraph (c)(1)(iv) of 40 CFR Part 75, §75.19, to calculate hourly NO_x mass emissions under 40 CFR Part 75, §75.19. If the unit combusts a gaseous fuel other than pipeline natural gas or natural gas, the owner or operator shall determine a fuel-and-unit-specific NO_x emission rate according to paragraph (c)(1)(iv) of 40 CFR Part 75, §75.19. [Regulation 19, §19.304 and 40 CFR Part 75, §75.19(c)(1)(ii)]
41. If the unit combusts only natural gas and/or fuel oil, use Table LM-3 of 40 CFR Part 75, §75.19 to determine the appropriate CO₂ emission rate for use in calculating hourly CO₂ mass emissions under 40 CFR Part 75, §75.19 (Acid Rain Program units, only). If the unit combusts a gaseous fuel other than pipeline natural gas or natural gas, the owner or operator shall determine a fuel-and-unit-specific CO₂ emission rate for the fuel, as follows: [Regulation 19, §19.304 and 40 CFR Part 75, §75.19(c)(1)(iii)]
- Derive a carbon-based F-factor for the fuel, using fuel sampling and analysis, as described in section 3.3.6 of appendix F to 40 CFR Part 75; and [Regulation 19, §19.304 and 40 CFR Part 75, §75.19(c)(1)(iii)(A)]
 - Use Equation G-4 in appendix G to 40 CFR Part 75 to derive the default CO₂ emission rate. Rearrange the equation, solving it for the ratio of W_{CO₂}/H (this ratio will yield an emission rate, in units of tons/mmBtu). Then, substitute the

carbon-based F-factor determined in paragraph (c)(1)(iii)(A) of 40 CFR Part 75, §75.19 into the rearranged equation to determine the default CO₂ emission rate for the unit. [Regulation 19, §19.304 and 40 CFR Part 75, §75.19(c)(1)(iii)(B)]

42. In lieu of using the default NO_x emission rate from Table LM-2 of 40 CFR Part 75, §75.19, the owner or operator may, for each fuel combusted by a low mass emissions unit, determine a fuel-and-unit-specific NO_x emission rate for the purpose of calculating NO_x mass emissions under 40 CFR Part 75, §75.19. This option may be used by any unit which qualifies to use the low mass emission excepted methodology under paragraph (a) of 40 CFR Part 75, §75.19, and also by groups of units which combust fuel from a common source of supply and which use the long term fuel flow methodology under paragraph (c)(3)(ii) of 40 CFR Part 75, §75.19 to determine heat input. The testing must be completed in a timely manner, such that the test results are reported electronically no later than the end of the calendar year or ozone season in which the LME methodology is first used. If this option is chosen, the following procedures shall be used. [Regulation 19, §19.304 and 40 CFR Part 75, §75.19(c)(1)(iv)]
43. Except as otherwise provided in paragraphs (c)(1)(iv)(F), (c)(1)(iv)(G), and (c)(1)(iv)(I) of 40 CFR Part 75, §75.19, determine a fuel-and-unit-specific NO_x emission rate by conducting a four load NO_x emission rate test procedure as specified in section 2.1 of appendix E to 40 CFR Part 75, for each type of fuel combusted in the unit. For a group of units sharing a common fuel supply, the appendix E testing must be performed on each individual unit in the group, unless some or all of the units in the group belong to an identical group of units, as defined in paragraph (c)(1)(iv)(B) of 40 CFR Part 75, §75.19, in which case, representative testing may be conducted on units in the identical group of units, as described in paragraph (c)(1)(iv)(B) of 40 CFR Part 75, §75.19. For the purposes of 40 CFR Part 75, §75.19, make the following modifications to the appendix E test procedures: [Regulation 19, §19.304 and 40 CFR Part 75, §75.19(c)(1)(iv)(A)]
 - a. Do not measure the heat input as required under 2.1.3 of appendix E to 40 CFR Part 75. [Regulation 19, §19.304 and 40 CFR Part 75, §75.19(c)(1)(iv)(A)(1)]
 - b. Do not plot the test results as specified under 2.1.6 of appendix E to 40 CFR Part 75. [Regulation 19, §19.304 and 40 CFR Part 75, §75.19(c)(1)(iv)(A)(2)]
 - c. Do not correct the NO_x concentration to 15% O₂. [Regulation 19, §19.304 and 40 CFR Part 75, §75.19(c)(1)(iv)(A)(3)]
 - d. If the testing is performed on an uncontrolled diffusion flame turbine, a correction to the observed average NO_x concentration from each run of the test must be applied using the following Equation LM-1a. [Regulation 19, §19.304 and 40 CFR Part 75, §75.19(c)(1)(iv)(A)(4)]

$$NO_{x_{corr}} = NO_{x_{obs}} \left(\frac{P_r}{P_o} \right)^{0.5} e^{19(H_o - H_r)} \left(\frac{T_r}{T_a} \right)^{1.53} \quad (Eq. LM-1a)$$

Where:

$NO_{x_{corr}}$ = Corrected NO_x concentration (ppm).

$NO_{x_{obs}}$ = Average measured NO_x concentration for each run of the test (ppm).

P_r = Average annual atmospheric pressure (or average ozone season atmospheric pressure for a Subpart H unit that reports data only during the ozone season) at the nearest weather station (e.g., a standardized NOAA weather station located at the airport) for the year (or ozone season) prior to the year of the test (mm Hg).

P_o = Observed atmospheric pressure during the test run (mm Hg).

H_r = Average annual atmospheric humidity ratio (or average ozone season humidity ratio for a Subpart H unit that reports data only during the ozone season) at the nearest weather station, for the year (or ozone season) prior to the year of the test (g H_2O /g air).

H_o = Observed humidity ratio during the test run (g H_2O /g air).

T_r = Average annual atmospheric temperature (or average ozone season atmospheric temperature for a Subpart H unit that reports data only during the ozone season) at the nearest weather station, for the year (or ozone season) prior to the year of the test ($^{\circ}$ K).

T_a = Observed atmospheric temperature during the test run ($^{\circ}$ K).

44. Representative appendix E testing may be done on low mass emission units in a group of identical units. All of the units in a group of identical units must combust the same fuel type but do not have to share a common fuel supply. [Regulation 19, §19.304 and 40 CFR Part 75, §75.19(c)(1)(iv)(B)]
 - a. To be considered identical, all low mass emission units must be of the same size (based on maximum rated hourly heat input), manufacturer and model, and must have the same history of modifications (e.g., have the same controls installed, the same types of burners and have undergone major overhauls at the same frequency (based on hours of operation)). Also, under similar operating conditions, the stack or turbine outlet temperature of each unit must be within ± 50 degrees Fahrenheit of the average stack or turbine outlet temperature for all of the units. [Regulation 19, §19.304 and 40 CFR Part 75, §75.19(c)(1)(iv)(B)(1)]
 - b. If all of the low mass emission units in the group qualify as identical, then representative testing of the units in the group may be performed according to Table LM-4 of 40 CFR Part 75, § 75.19. [Regulation 19, §19.304 and 40 CFR Part 75, §75.19(c)(1)(iv)(B)(2)]
 - c. If the acceptance criteria in paragraph (c)(1)(iv)(B)(1) of 40 CFR Part 75, §75.19 are not met then the group of low mass emission units is not considered an identical group of units and individual appendix E testing of each unit is required. [Regulation 19, §19.304 and 40 CFR Part 75, §75.19(c)(1)(iv)(B)(4)]
 - d. Fuel and unit specific NO_x emission rates determined according to paragraphs (c)(1)(iv)(F) and (c)(1)(iv)(G) of 40 CFR Part 75, §75.19 may be used in lieu of appendix E testing for one or more low mass emission units in a group of identical units. [Regulation 19, §19.304 and 40 CFR Part 75, §75.19(c)(1)(iv)(B)(5)]

45. Based on the results of the part 75 appendix E testing, determine the fuel-and-unit-specific NO_x emission rate as follows: [Regulation 19, §19.304 and 40 CFR Part 75, §75.19(c)(1)(iv)(C)]
- a. Except for LME units that use selective catalytic reduction (SCR) or selective non-catalytic reduction (SNCR) to control NO_x emissions, the highest three-run average NO_x emission rate obtained at any load in the appendix E test for a particular type of fuel shall be the fuel-and-unit-specific NO_x emission rate, for that type of fuel. [Regulation 19, §19.304 and 40 CFR Part 75, §75.19(c)(1)(iv)(C)(1)]
 - b. For a group of identical low mass emissions units (except for units that use SCR or SNCR to control NO_x emissions), the fuel-and-unit-specific NO_x emission rate for all units in the group, for a particular type of fuel, shall be the highest three-run average NO_x emission rate obtained at any tested load from any unit tested in the group, for that type of fuel. [Regulation 19, §19.304 and 40 CFR Part 75, §75.19(c)(1)(iv)(C)(3)]
 - c. Except as provided in paragraphs (c)(1)(iv)(C)(7) and (c)(1)(iv)(C)(8) of 40 CFR Part 75, §75.19, for an individual low mass emissions unit which uses SCR or SNCR to control NO_x emissions, the fuel-and-unit-specific NO_x emission rate for each type of fuel combusted in the unit shall be the higher of: [Regulation 19, §19.304 and 40 CFR Part 75, §75.19(c)(1)(iv)(C)(4)]
 - i. The highest three-run average emission rate from any load of the appendix E test for that type of fuel; or [Regulation 19, §19.304 and 40 CFR Part 75, §75.19(c)(1)(iv)(C)(4)(i)]
 - ii. 0.15 lb/mmBtu. [Regulation 19, §19.304 and 40 CFR Part 75, §75.19(c)(1)(iv)(C)(4)(ii)]
 - d. Except as provided in paragraphs (c)(1)(iv)(C)(7) and (c)(1)(iv)(C)(8) of 40 CFR Part 75, §75.19, for a group of identical low mass emissions units that are all equipped with SCR or SNCR to control NO_x emissions, the fuel-and-unit-specific NO_x emission rate for each unit in the group of units, for a particular type of fuel, shall be the higher of: [Regulation 19, §19.304 and 40 CFR Part 75, §75.19(c)(1)(iv)(C)(6)]
 - i. The highest three-run average NO_x emission rate at any load from all appendix E tests of all tested units in the group, for that type of fuel; or [Regulation 19, §19.304 and 40 CFR Part 75, §75.19(c)(1)(iv)(C)(6)(i)]
 - ii. 0.15 lb/mmBtu. [Regulation 19, §19.304 and 40 CFR Part 75, §75.19(c)(1)(iv)(C)(6)(ii)]
 - e. Notwithstanding the requirements of paragraphs (c)(1)(iv)(C)(4) and (c)(1)(iv)(C)(6) of 40 CFR Part 75, §75.19, for a unit (or group of identical units) equipped with SCR (or SNCR) and water (or steam) injection to control NO_x emissions: [Regulation 19, §19.304 and 40 CFR Part 75, §75.19(c)(1)(iv)(C)(7)]
 - i. If the appendix E testing is performed when the water (or steam) injection is in use *and* either upstream of the SCR or SNCR or during a time period when the SCR or SNCR is out of service; then [Regulation 19, §19.304 and 40 CFR Part 75, §75.19(c)(1)(iv)(C)(7)(i)]

- ii. The highest three-run average emission rate from the appendix E testing may be used as the fuel-and-unit-specific NO_x emission rate for the unit (or, if applicable, for each unit in the group), for each unit operating hour in which the water-to-fuel ratio is within the acceptable range established during the appendix E testing. [Regulation 19, §19.304 and 40 CFR Part 75, §75.19(c)(1)(iv)(C)(7)(ii)]
 - f. Notwithstanding the requirements of paragraphs (c)(1)(iv)(C)(4) and (c)(1)(iv)(C)(6) of 40 CFR Part 75, §75.19, for a unit (or group of identical units) equipped with SCR (or SNCR) and uses dry low-NO_x technology to control NO_x emissions: [Regulation 19, §19.304 and 40 CFR Part 75, §75.19(c)(1)(iv)(C)(8)]
 - i. If the appendix E testing is performed during a time period when the dry low-NO_x controls are in use, but the SCR or SNCR is out of service; then [Regulation 19, §19.304 and 40 CFR Part 75, §75.19(c)(1)(iv)(C)(8)(i)]
 - ii. The highest three-run average emission rate from the appendix E testing may be used as the fuel-and-unit-specific NO_x emission rate for the unit (or, if applicable, for each unit in the group), for each unit operating hour in which the parametric data described in paragraph (c)(1)(iv)(H)(2) of 40 CFR Part 75, §75.19 demonstrate that the dry low-NO_x controls are operating in the premixed or low-NO_x mode. [Regulation 19, §19.304 and 40 CFR Part 75, §75.19(c)(1)(iv)(C)(8)(ii)]
 - g. For an individual combustion turbine (or a group of identical turbines) that operate principally at base load (or at a set point temperature), but are capable of operating at a higher peak load (or higher internal operating temperature), the fuel-and-unit-specific NO_x emission rate for the unit (or for each unit in the group) shall be as follows: [Regulation 19, §19.304 and 40 CFR Part 75, §75.19(c)(1)(iv)(C)(9)]
 - i. If the testing is done only at base load, use the three-run average NO_x emission rate for base load operating hours and 1.15 times that emission rate for peak load operating hours; or [Regulation 19, §19.304 and 40 CFR Part 75, §75.19(c)(1)(iv)(C)(9)(i)]
 - ii. If the testing is done at both base load and peak load, use the three-run average NO_x emission rate from the base load testing for base load operating hours and the three-run average NO_x emission rate from the peak load testing for peak load operating hours. [Regulation 19, §19.304 and 40 CFR Part 75, §75.19(c)(1)(iv)(C)(9)(ii)]
46. For each low mass emissions unit, or group of identical units for which the provisions of paragraph (c)(1)(iv) of 40 CFR Part 75, §75.19 are used to account for NO_x emission rate, the owner or operator shall determine a new fuel-and-unit-specific NO_x emission rate every five years (20 calendar quarters), unless changes in the fuel supply, physical changes to the unit, changes in the manner of unit operation, or changes to the emission controls occur which may cause a significant increase in the unit's actual NO_x emission rate. If such changes occur, the fuel-and-unit-specific NO_x emission rate(s) shall be re-determined according to paragraph (c)(1)(iv) of 40 CFR Part 75, §75.19. Testing shall be

done at the number of loads specified in paragraph (c)(1)(iv)(A) or (c)(1)(iv)(I) of 40 CFR Part 75, §75.19, as applicable. If a low mass emissions unit belongs to a group of identical units and it is required to retest to determine a new fuel-and-unit-specific NO_x emission rate because of changes in the fuel supply, physical changes to the unit, changes in the manner of unit operation or changes to the emission controls occur which may cause a significant increase in the unit's actual NO_x emission rate, any other unit in that group of identical units is not required to re-determine the fuel-and-unit-specific NO_x emission rate unless such unit also undergoes changes in the fuel supply, physical changes to the unit, changes in the manner of unit operation or changes to the emission controls occur which may cause a significant increase in the unit's actual NO_x emission rates. [Regulation 19, §19.304 and 40 CFR Part 75, §75.19(c)(1)(iv)(D)]

47. Low mass emission units may use the results of appendix E testing, if such test results are available from a test conducted no more than five years prior to the time of initial certification, to determine the appropriate fuel-and-unit-specific NO_x emission rate(s). However, fuel-and-unit-specific NO_x emission rates from historical testing may not be used longer than five years after the appendix E testing was conducted. [Regulation 19, §19.304 and 40 CFR Part 75, §75.19(c)(1)(iv)(F)]
48. For low mass emission units with add-on NO_x emission controls, and for units that use dry low-NO_x technology, the owner or operator shall, during every hour of unit operation during the test period, monitor and record parameters, as required under paragraph (e)(5) of 40 CFR Part 75, §75.19, which indicate that the NO_x emission controls are operating properly. After the test period, these same parameters shall be monitored and recorded and kept for all operating hours in order to determine whether the NO_x controls are operating properly and to allow the determination of the correct NO_x emission rate as required under paragraph (c)(1)(iv) of 40 CFR Part 75, §75.19. [Regulation 19, §19.304 and 40 CFR Part 75, §75.19(c)(1)(iv)(H)]
49. For low mass emission units with steam or water injection, the steam-to-fuel or water-to-fuel ratio used during the testing must be documented. The water-to-fuel or steam-to-fuel ratio must be maintained during unit operations for a unit to use the fuel and unit specific NO_x emission rate determined during the test. Owners or operators must include in the monitoring plan the acceptable range of the water-to-fuel or steam-to-fuel ratio, which will be used to indicate hourly, proper operation of the NO_x controls for each unit. The water-to-fuel or steam-to-fuel ratio shall be monitored and recorded during each hour of unit operation. If the water-to-fuel or steam-to-fuel ratio is not within the acceptable range in a given hour the fuel and unit specific NO_x emission rate may not be used for that hour, and the appropriate default NO_x emission rate from Table LM-2 shall be reported instead. [Regulation 19, §19.304 and 40 CFR Part 75, §75.19(c)(1)(iv)(H)(I)]

Records of operating time, fuel usage, unit output and NO_x emission control operating status.

50. The owner or operator shall keep the following records on-site, for three years, in a form suitable for inspection, except that for unmanned facilities, the records may be kept at a

central location, rather than on-site: [Regulation 19, §19.304 and 40 CFR Part 75, §75.19(c)(2)]

- a. For each low mass emissions unit, the owner or operator shall keep hourly records which indicate whether or not the unit operated during each clock hour of each calendar year. The owner or operator may report partial operating hours or may assume that for each hour the unit operated the operating time is a whole hour. Units using partial operating hours and the maximum rated hourly heat input to calculate heat input for each hour must report partial operating hours. [Regulation 19, §19.304 and 40 CFR Part 75, §75.19(c)(2)(i)]
- b. For each low mass emissions unit, the owner or operator shall keep hourly records indicating the type(s) of fuel(s) combusted in the unit during each hour of unit operation. [Regulation 19, §19.304 and 40 CFR Part 75, §75.19(c)(2)(ii)]
- c. For each low mass emissions unit using the long term fuel flow methodology under paragraph (c)(3)(ii) of 40 CFR Part 75, §75.19 to determine hourly heat input, the owner or operator shall keep hourly records of unit load (in megawatts or thousands of pounds of steam per hour), for the purpose of apportioning heat input to the individual unit operating hours. [Regulation 19, §19.304 and 40 CFR Part 75, §75.19(c)(2)(iii)]
- d. For each low mass emissions unit with add-on NO_x emission controls of any kind and each unit that uses dry low-NO_x technology, the owner or operator shall keep hourly records of the hourly value of the parameter(s) specified in (c)(1)(iv)(H) of 40 CFR Part 75, §75.19 used to indicate proper operation of the unit's NO_x controls. [Regulation 19, §19.304 and 40 CFR Part 75, §75.19(c)(2)(iv)]

Heat input.

51. Hourly, quarterly and annual heat input for a low mass emissions unit shall be determined using either the maximum rated hourly heat input method under paragraph (c)(3)(i) of 40 CFR Part 75, §75.19 or the long term fuel flow method under paragraph (c)(3)(ii) of 40 CFR Part 75, §75.19. [Regulation 19, §19.304 and 40 CFR Part 75, §75.19(c)(3)]

Maximum rated hourly heat input method.

52. For the purposes of the mass emission calculation methodology of paragraph (c)(3) of 40 CFR Part 75, §75.19, HI_{hr}, the hourly heat input (mmBtu) to a low mass emissions unit shall be deemed to equal the maximum rated hourly heat input, as defined in §72.2 of this chapter, multiplied by the operating time of the unit for each hour. The owner or operator may choose to record and report partial operating hours or may assume that a unit operated for a whole hour for each hour the unit operated. However, the owner or operator of a unit may petition the Administrator under §75.66 for a lower value for maximum rated hourly heat input than that defined in §72.2 of this chapter. The Administrator may approve such lower value if the owner or operator demonstrates that either the maximum hourly heat input specified by the manufacturer or the highest observed hourly heat input, or both, are not representative, and such a lower value is representative, of the unit's current capabilities because modifications have been made to

the unit, limiting its capacity permanently. [Regulation 19, §19.304 and 40 CFR Part 75, §75.19(c)(3)(i)(A)]

53. The quarterly heat input, HI_{qtr} , in mmBtu, shall be determined using Equation LM-1:

$$HI_{qtr} = \sum_{1}^n HI_{hr} \quad (Eq. LM-1)$$

Where:

n = Number of unit operating hours in the quarter.

HI_{hr} = Hourly heat input under paragraph (c)(3)(i)(A) of 40 CFR Part 75, §75.19 (mmBtu).

[Regulation 19, §19.304 and 40 CFR Part 75, §75.19(c)(3)(i)(B)]

54. The year-to-date cumulative heat input (mmBtu) shall be the sum of the quarterly heat input values for all of the calendar quarters in the year to date. [Regulation 19, §19.304 and 40 CFR Part 75, §75.19(c)(3)(i)(C)]
55. For a unit subject to the provisions of subpart H of 40 CFR Part 75, which is not required to report emission data on a year-round basis and elects to report only during the ozone season, the quarterly heat input for the second calendar quarter of the year shall, for compliance purposes, include only the heat input for the months of May and June, and the cumulative ozone season heat input shall be the sum of the heat input values for May, June and the third calendar quarter of the year. [Regulation 19, §19.304 and 40 CFR Part 75, §75.19(c)(3)(i)(D)]

Long term fuel flow heat input method.

56. The owner or operator may, for the purpose of demonstrating that a low mass emissions unit or group of low mass emission units sharing a common fuel supply meets the requirements of 40 CFR Part 75, §75.19, use records of long-term fuel flow, to calculate hourly heat input to a low mass emissions unit. [Regulation 19, §19.304 and 40 CFR Part 75, §75.19(c)(3)(ii)]
57. This option may be used for a group of low mass emission units only if: [Regulation 19, §19.304 and 40 CFR Part 75, §75.19(c)(3)(ii)(A)]
- The low mass emission units combust fuel from a common source of supply; and [Regulation 19, §19.304 and 40 CFR Part 75, §75.19(c)(3)(ii)(A)(1)]
 - Records are kept of the total amount of fuel combusted by the group of low mass emission units and the hourly output (in megawatts or pounds of steam) from each unit in the group; and [Regulation 19, §19.304 and 40 CFR Part 75, §75.19(c)(3)(ii)(A)(2)]
 - All of the units in the group are low mass emission units. [Regulation 19, §19.304 and 40 CFR Part 75, §75.19(c)(3)(ii)(A)(3)]

58. For each fuel used during the quarter, the volume in standard cubic feet (for gas) or gallons (for oil) may be determined using any of the following methods; [Regulation 19, §19.304 and 40 CFR Part 75, §75.19(c)(3)(ii)(B)]
- a. A fuel flow meter certified and maintained according to appendix D to 40 CFR Part 75. [Regulation 19, §19.304 and 40 CFR Part 75, §75.19(c)(3)(ii)(B)(3)]
59. Except as provided in paragraph (c)(3)(ii)(C)(3) of 40 CFR Part 75, §75.19, for each fuel combusted during a quarter, the gross calorific value of the fuel shall be determined by either: [Regulation 19, §19.304 and 40 CFR Part 75, §75.19(c)(3)(ii)(C)]
- a. Using the applicable procedures for gas and oil analysis in sections 2.2 and 2.3 of appendix D to 40 CFR Part 75. If this option is chosen the highest gross calorific value recorded during the previous calendar year shall be used (or, for a new or newly-affected unit, if there are no sample results from the previous year, use the highest GCV from the samples taken in the current year); or [Regulation 19, §19.304 and 40 CFR Part 75, §75.19(c)(3)(ii)(C)(1)]
 - b. Using the appropriate default gross calorific value listed in Table LM-5 of 40 CFR Part 75, §75.19. [Regulation 19, §19.304 and 40 CFR Part 75, §75.19(c)(3)(ii)(C)(2)]

Calculation of SO₂, NO_x and CO₂ mass emissions.

60. The owner or operator shall, for the purpose of demonstrating that a low mass emissions unit meets the requirements of 40 CFR Part 75, §75.19, calculate SO₂, NO_x and CO₂ mass emissions in accordance with the following. [Regulation 19, §19.304 and 40 CFR Part 75, §75.19(c)(4)]

SO₂ mass emissions.

61. The hourly SO₂ mass emissions (lbs) for a low mass emissions unit (Acid Rain Program units, only) shall be determined using Equation LM-9 and the appropriate fuel-based SO₂ emission factor for the fuels combusted in that hour. If more than one fuel is combusted in the hour, use the highest emission factor for all of the fuels combusted in the hour. If records are missing as to which fuel was combusted in the hour, use the highest emission factor for all of the fuels capable of being combusted in the unit.

$$WSO_2 = EFSO_2 \times HI_{hr} \quad (\text{Eq. LM-9})$$

Where:

WSO₂ = Hourly SO₂ mass emissions (lbs.)

EFSO₂ = Either the SO₂ emission factor from Table LM-1 of 40 CFR Part 75, §75.19 or the fuel-and-unit-specific SO₂ emission rate from paragraph (c)(1)(i) of 40 CFR Part 75, §75.19 (lb/mmBtu).

HI_{hr} = Either the maximum rated hourly heat input under paragraph (c)(3)(i)(A) of 40 CFR Part 75, §75.19 or the hourly heat input under paragraph (c)(3)(ii) of 40 CFR Part 75, §75.19 (mmBtu).

[Regulation 19, §19.304 and 40 CFR Part 75, §75.19(c)(4)(i)(A)]

62. The quarterly SO₂ mass emissions (tons) for the low mass emissions unit shall be the sum of all the hourly SO₂ mass emissions in the quarter, as determined under paragraph (c)(4)(i)(A) of 40 CFR Part 75, §75.19, divided by 2000 lb/ton. [Regulation 19, §19.304 and 40 CFR Part 75, §75.19(c)(4)(i)(B)]
63. The year-to-date cumulative SO₂ mass emissions (tons) for the low mass emissions unit shall be the sum of the quarterly SO₂ mass emissions, as determined under paragraph (c)(4)(i)(B) of 40 CFR Part 75, §75.19, for all of the calendar quarters in the year to date. [Regulation 19, §19.304 and 40 CFR Part 75, §75.19(c)(4)(i)(C)]
64. The hourly NO_x mass emissions for the low mass emissions unit (lbs) shall be determined using Equation LM-10. If more than one fuel is combusted in the hour, use the highest emission rate for all of the fuels combusted in the hour. If records are missing as to which fuel was combusted in the hour, use the highest emission factor for all of the fuels capable of being combusted in the unit. For low mass emission units with NO_x emission controls of any kind and for which a fuel-and-unit-specific NO_x emission rate is determined under paragraph (c)(1)(iv) of 40 CFR Part 75, §75.19, for any hour in which the parameters under paragraph (c)(1)(iv)(A) of 40 CFR Part 75, §75.19 do not show that the NO_x emission controls are operating properly, use the NO_x emission rate from Table LM-2 of 40 CFR Part 75, §75.19 for the fuel combusted during the hour with the highest NO_x emission rate.

$$WNO_x = EFNO_x \times HI_{hr} \quad (\text{Eq. LM-10})$$

Where:

WNO_x = Hourly NO_x mass emissions (lbs).

$EFNO_x$ = Either the NO_x emission factor from Table LM-2 of 40 CFR Part 75, §75.19 or the fuel- and unit-specific NO_x emission rate determined under paragraph (c)(1)(iv) of 40 CFR Part 75, §75.19 (lb/mmBtu).

HI_{hr} = Either the maximum rated hourly heat input from paragraph (c)(3)(i)(A) of 40 CFR Part 75, §75.19 or the hourly heat input as determined under paragraph (c)(3)(ii) of 40 CFR Part 75, §75.19 (mmBtu).

[Regulation 19, §19.304 and 40 CFR Part 75, §75.19(c)(4)(ii)(A)]

65. The quarterly NO_x mass emissions (tons) for the low mass emissions unit shall be the sum of all of the hourly NO_x mass emissions in the quarter, as determined under paragraph (c)(4)(ii)(A) of 40 CFR Part 75, §75.19, divided by 2000 lb/ton. [Regulation 19, §19.304 and 40 CFR Part 75, §75.19(c)(4)(ii)(B)]
66. The year-to-date cumulative NO_x mass emissions (tons) for the low mass emissions unit shall be the sum of the quarterly NO_x mass emissions, as determined under paragraph (c)(4)(ii)(B) of 40 CFR Part 75, §75.19, for all of the calendar quarters in the year to date. For a unit subject to the provisions of subpart H of 40 CFR Part 75, which is not required to report emission data on a year-round basis and elects to report only during the ozone season, the ozone season NO_x mass emissions for the unit shall be the sum of the quarterly NO_x mass emissions, as determined under paragraph (c)(4)(ii)(B) of 40 CFR

Part 75, §75.19, for the second and third calendar quarters of the year, and the second quarter report shall include emissions data only for May and June. [Regulation 19, §19.304 and 40 CFR Part 75, §75.19(c)(4)(ii)(C)]

CO₂ Mass Emissions.

67. The hourly CO₂ mass emissions (tons) for the affected low mass emissions unit (Acid Rain Program units, only) shall be determined using Equation LM-11 and the appropriate fuel-based CO₂ emission factor from Table LM-3 of 40 CFR Part 75, §75.19 for the fuel being combusted in that hour. If more than one fuel is combusted in the hour, use the highest emission factor for all of the fuels combusted in the hour. If records are missing as to which fuel was combusted in the hour, use the highest emission factor for all of the fuels capable of being combusted in the unit.

$$WCO_2 = EFCO_2 \times HI_{hr} \quad (\text{Eq. LM-11})$$

Where:

WCO₂ = Hourly CO₂ mass emissions (tons).

EF_{CO₂} = Either the fuel-based CO₂ emission factor from Table LM-3 of 40 CFR Part 75, §75.19 or the fuel-and-unit-specific CO₂ emission rate from paragraph (c)(1)(iii) of 40 CFR Part 75, §75.19 (tons/mmBtu).

HI_{hr} = Either the maximum rated hourly heat input from paragraph (c)(3)(i)(A) of 40 CFR Part 75, §75.19 or the hourly heat input as determined under paragraph (c)(3)(ii) of 40 CFR Part 75, §75.19 (mmBtu).

[Regulation 19, §19.304 and 40 CFR Part 75, §75.19(c)(4)(iii)(A)]

68. The quarterly CO₂ mass emissions (tons) for the low mass emissions unit shall be the sum of all of the hourly CO₂ mass emissions in the quarter, as determined under paragraph (c)(4)(iii)(A) of 40 CFR Part 75, §75.19. [Regulation 19, §19.304 and 40 CFR Part 75, §75.19(c)(4)(iii)(B)]
69. The year-to-date cumulative CO₂ mass emissions (tons) for the low mass emissions unit shall be the sum of all of the quarterly CO₂ mass emissions, as determined under paragraph (c)(4)(iii)(B) of 40 CFR Part 75, §75.19, for all of the calendar quarters in the year to date. [Regulation 19, §19.304 and 40 CFR Part 75, §75.19(c)(4)(iii)(C)]
70. Each unit that qualifies under 40 CFR Part 75, §75.19 to use the low mass emissions methodology must follow the recordkeeping and reporting requirements pertaining to low mass emissions units in subparts F and G of 40 CFR Part 75. [Regulation 19, §19.304 and 40 CFR Part 75, §75.19(d)]
71. The quality control and quality assurance requirements in §75.21 are not applicable to a low mass emissions unit for which the low mass emissions excepted methodology under paragraph (c) of 40 CFR Part 75, §75.19 is being used in lieu of a continuous emission monitoring system or an excepted monitoring system under appendix D or E to 40 CFR Part 75, except for fuel flowmeters used to meet the provisions in paragraph (c)(3)(ii) of 40 CFR Part 75, §75.19. However, the owner or operator of a low mass emissions unit

shall implement the following quality assurance and quality control provisions:
 [Regulation 19, §19.304 and 40 CFR Part 75, §75.19(e)]

- a. For low mass emission units or groups of units which use the long term fuel flow methodology under paragraph (c)(3)(ii) of 40 CFR Part 75, §75.19 and which use a certified fuel flow meter to determine fuel usage, the owner or operator shall comply with the quality control quality assurance requirements for a fuel flow meter under section 2.1.6 of appendix D of 40 CFR Part 75. [Regulation 19, §19.304 and 40 CFR Part 75, §75.19(e)(3)]
- b. For each low mass emissions unit for which fuel-and-unit-specific NO_x emission rates are determined in accordance with paragraph (c)(1)(iv) of 40 CFR Part 75, §75.19, the owner or operator shall keep, at the facility, records which document the results of all NO_x emission rate tests conducted according to appendix E to 40 CFR Part 75. If CEMS data are used to determine the fuel-and-unit-specific NO_x emission rates under paragraph (c)(1)(iv)(G) of 40 CFR Part 75, §75.19, the owner or operator shall keep, at the facility, records of the CEMS data and the data analysis performed to determine a fuel-and-unit-specific NO_x emission rate. The appendix E test records and historical CEMS data records shall be kept until the fuel and unit specific NO_x emission rates are re-determined. [Regulation 19, §19.304 and 40 CFR Part 75, §75.19(e)(4)]

40 CFR PART 75, TABLE LM-1 - SO₂ EMISSION FACTORS (LB/MMBTU) FOR VARIOUS FUEL TYPES

Fuel type	SO ₂ emission factors
Pipeline Natural Gas	0.0006 lb/mmBtu.
Other Natural Gas	0.06 lb/mmBtu.
Residual Oil	2.1 lb/mmBtu.
Diesel Fuel	0.5 lb/mmBtu.

40 CFR PART 75, TABLE LM-2 – NO_x EMISSION RATES (LB/MMBTU) FOR VARIOUS BOILER/FUEL TYPES

Unit type	Fuel type	NO _x emission rate
Turbine	Gas	0.7
Turbine	Oil	1.2
Boiler	Gas	1.5
Boiler	Oil	2

Jonesboro City Water and Light
 Permit #: 1819-AOP-R10
 AFIN: 16-00412

40 CFR PART 75, TABLE LM-3—CO₂ EMISSION FACTORS (TON/MMBTU) FOR GAS AND OIL

Fuel type	CO ₂ emission factors
Pipeline (or other) Natural Gas	0.059 ton/mmBtu.
Oil	0.081 ton/mmBtu.

40 CFR PART 75, TABLE LM-4—IDENTICAL UNIT TESTING REQUIREMENTS

Number of identical units in the group	Number of appendix E tests required
2	1
3 to 6	2
7	3
>7	n tests; where n = number of units divided by 3 and rounded to nearest integer.

40 CFR PART 75, TABLE LM-5—DEFAULT GROSS CALORIFIC VALUES (GCVs) FOR VARIOUS FUELS

Fuel	GCV for use in equation LM-2 or LM-3
Pipeline Natural Gas	1050 Btu/scf.
Other Natural Gas	1100 Btu/scf.
Residual Oil	19,700 Btu/lb or 167,500 Btu/gallon.
Diesel Fuel	20,500 Btu/lb or 151,700 Btu/gallon.

Jonesboro City Water and Light
Permit #: 1819-AOP-R10
AFIN: 16-00412

SN-03
Fuel Oil Storage Tank

Source Description

A fuel storage tank is utilized for storing the fuel oil for the turbines. The tank has a shell height of fifteen feet (15') and a diameter of eighty feet (80'). This tank has a storage capacity of 564,076 gallons. The net emissions are calculated based on throughput of 1,128,000 gallons per year. The fuel oil storage tank is not subject to 40 CFR 60 Subpart Kb - *Standards of Performance for Volatile Organic Liquid Storage Vessels (Including Petroleum Liquid Storage Vessels) for Which Construction, Reconstruction, or Modification Commenced after July 23, 1984* because the tank stores a liquid with a true maximum vapor pressure of less than 3.5 kPa.

Specific Conditions

72. The permittee shall not exceed the emission rates set forth in the following table. The emission limits are based on the maximum capacity of the equipment. Compliance will be demonstrated by compliance with Specific Condition 3. [Regulation 19 §19.501 et seq. and 40 CFR Part 52, Subpart E]

SN	Description	Pollutant	lb/hr	tpy
03	Fuel Storage Tank – 15' x 80'	VOC	13.2	0.1

SN-05A & SN-05B
Cooling Towers

Source Description

Cooling towers circulate water which is used on hot days to cool the inlet air to the turbine, allowing the turbines to maintain rated power on high ambient temperature days. Cooling tower drift contains water with total dissolved solids, which are considered to be particulate emissions. The cooling towers are equipped with drift eliminators to control these particulate emissions.

Specific Conditions

73. The permittee shall not exceed the emission rates set forth in the following table. The lb/hr and tons per year emission limits are based on the maximum capacity of the equipment. The permittee shall demonstrate compliance with this condition by Specific Condition 75. [Regulation 19 §19.501 et seq. and 40 CFR Part 52, Subpart E]

SN	Description	Pollutant	lb/hr	tpy
05A	Cooling Tower A	PM ₁₀	0.8	3.5
05B	Cooling Tower B	PM ₁₀	0.8	3.5

74. The permittee shall not exceed the emission rates set forth in the following table. The permittee shall demonstrate compliance with this condition by Specific Condition 75. [Regulation 18 §18.801 and A.C.A. §8-4-203 as referenced by §8-4-304 and §8-4-311]

SN	Description	Pollutant	lb/hr	tpy
05A	Cooling Tower A	PM	0.8	3.5
05B	Cooling Tower B	PM	0.8	3.5

75. The permittee shall test and record the total dissolved solids of the cooling water on a weekly basis when SN-05A or SN-05B is operating. Results less than 1,500 ppm total dissolved solids will assure compliance with Specific Conditions 73 and 74 of this permit. The results shall be kept on site and made available to Department personnel upon request. [Regulation 19, §19.705, A.C.A. §8-4-203 as referenced by §8-4-304 and §8-4-311, and 40 CFR Part 52, Subpart E]

SN-08
Black Start Generator

Source Description

This generator, rated at 500 kW is used to provide startup power to the combustion turbines in the event of loss of off-site power.

Specific Conditions

76. The permittee shall not exceed the emission rates set forth in the following table. The permittee shall demonstrate compliance with this condition by Specific Condition 78. [Regulation 19 §19.501 et seq. and 40 CFR Part 52, Subpart E]

SN	Description	Pollutant	lb/hr	tpy
08	Black Start Generator	PM ₁₀	0.6	0.2
		SO ₂	5.4	1.4
		VOC	0.5	0.2
		CO	4.6	1.2
		NO _x	17.1	4.3

77. The permittee shall not exceed the emission rates set forth in the following table. The permittee shall demonstrate compliance with this condition by Specific Condition 78. [Regulation 18 §18.801 and A.C.A. §8-4-203 as referenced by §8-4-304 and §8-4-311]

SN	Description	Pollutant	lb/hr	tpy
08	Black Start Generator	PM	0.6	0.2
		Benzene	3.10E-03	8.00E-04
		Toluene	1.20E-03	1.00E-02
		1,3-Butadiene	2.00E-04	1.00E-04
		Formaldehyde	1.00E-02	1.00E-02
		Acrolein	1.00E-04	1.00E-04
		PAH	4.00E-04	1.00E-03

Jonesboro City Water and Light
Permit #: 1819-AOP-R10
AFIN: 16-00412

78. The permittee shall not operate the black start generator more than 500 hours per rolling 12-month period. [Regulation 19 §19.705, Regulation 18 §18.1004, and A.C.A. §8-4-203 as referenced by §8-4-304 and §8-4-311]
79. The permittee shall maintain monthly records to demonstrate compliance with Specific Condition 78. Records shall be updated by the 15th day of the month following the month for which the records pertain. These records shall be kept on site, and shall be made available to Department personnel upon request. [Regulation 19, §19.705, Regulation 18 §18.1004 and A.C.A. §8-4-203 as referenced by §8-4-304 and §8-4-311]

NESHAP Conditions for SN-08

80. SN-08 is subject to 40 CFR Part 63, Subpart ZZZZ, *National Emissions Standards for Hazardous Air Pollutants for Stationary Reciprocating Internal Combustion Engines*. The permittee shall comply with all applicable requirements under 40 CFR Part 63, Subpart ZZZZ no later than May 3, 2013. These requirements include, but are not limited to the following: [Regulation No. 19 §19.304 and 40 CFR 63, Subpart ZZZZ]
 - a. The permittee must operate and maintain the stationary RICE and after-treatment control device (if any) according to the manufacturer's emission-related written instructions or develop its own maintenance plan which must provide to the extent practicable for the maintenance and operation of the engine in a manner consistent with good air pollution control practice for minimizing emissions. [Regulation 19 §19.304 and 40 CFR 63 §63.25 (e)]
 - b. Except during periods of startup, the permittee shall change oil and filter every 500 hours of operation or annually, whichever comes first. [Regulation No. 19 §19.304 and 40 CFR 63 §63.6640, Table 2d]
 - c. Except during periods of startup, the permittee shall inspect the air cleaner every 1000 hours of operation or annually, whichever comes first. [Regulation No. 19 §19.304 and 40 CFR 63 §63.6640, Table 2d]
 - d. Except during periods of startup, the permittee shall inspect all hoses and belts every 500 hours of operation or annually, whichever comes first and replace as necessary. [Regulation No. 19 §19.304 and 40 CFR 63 §63.6640, Table 2d]
 - e. The permittee must install a non-resettable hour meter if one is not already installed. [Regulation No. 19 §19.304 and 40 CFR 63 §63.6625(f)]
 - f. The permittee must minimize the engine's time spent at idle during startup and minimize the engine's startup time to a period needed for appropriate and safe loading of the engine, not to exceed 30 minutes, after which time the emission standards applicable to all times other than startup in Tables 1a, 2a, 2c, and 2d to this subpart apply. [Regulation 19 §19.304 and 40 CFR 63 §63.25 (h)]

- g. The permittee has the option of utilizing an oil analysis program to extend the specified oil change requirement in Specific Condition 800. The oil analysis must be performed at the same frequency specified for changing the oil in Specific Condition 800. The analysis program must at a minimum analyze the following three parameters: Total Base Number, viscosity, and percent water content. The condemning limits for these parameters are as follows: Total Base Number is less than 30 percent of the Total Base Number of the oil when new; viscosity of the oil has changed by more than 20 percent from the viscosity of the oil when new; or percent water content (by volume) is greater than 0.5. If all of these condemning limits are not exceeded, the engine owner or operator is not required to change the oil. If any of the limits are exceeded, the engine owner or operator must change the oil within 2 days of receiving the results of the analysis; if the engine is not in operation when the results of the analysis are received, the engine owner or operator must change the oil within 2 days or before commencing operation, whichever is later. The owner or operator must keep records of the parameters that are analyzed as part of the program, the results of the analysis, and the oil changes for the engine. The analysis program must be part of the maintenance plan for the engine. [Regulation 19 §19.304 and 40 CFR Part 63 §63.25 (i)]
- h. The permittee must operate and maintain the source, including associated air pollution control equipment and monitoring equipment, in a manner consistent with safety and good air pollution control practices for minimizing emissions. The general duty to minimize emissions does not require you to make any further efforts to reduce emissions if levels required by this standard have been achieved. Determination of whether such operation and maintenance procedures are being used will be based on information available to the Administrator which may include, but is not limited to, monitoring results, review of operation and maintenance procedures, review of operation and maintenance records, and inspection of the source. [Regulation 19 §19.304 and 40 CFR Part 63. § 63.6605 (b)]
- i. The permittee must demonstrate continuous compliance with each limitation and operating limitation in Table 2d to this subpart that apply to you according to methods specified in Table 6 to this subpart. [Regulation 19 §19.304 and 40 CFR Part 63 § 63.6640 (a)]
- j. The permittee must report each instance in which each operating limitation in Table 2d to this subpart that applies to you was not met. These instances are deviations from the emission and operating limitations in this subpart. These deviations must be reported according to the requirements in §63.6650. [Regulation 19 §19.304 and 40 CFR Part 63 § 63.6640 (b)]
- k. The permittee must operate the emergency stationary RICE according to the requirements in Specific Condition 80(k)(i) through (iii). Any operation other than emergency operation, maintenance and testing, and operation in non-

emergency situations for 50 hours per year, as described in paragraphs (f)(1)(i) through (iii) of §63.6640, is prohibited. If you do not operate the engine according to the requirements in Specific Condition 80(k)(i) through (iii), the engine will not be considered an emergency engine under this subpart and will need to meet all requirements for non-emergency engines. [Regulation 19 §19.304 and 40 CFR Part 63 § 63.6640 (f)]

- i. There is no time limit on the use of emergency stationary RICE in emergency situations. [Regulation 19 §19.304 and 40 CFR Part 63 § 63.6640 (f)(1)(i)]
- ii. The permittee may operate the emergency stationary RICE for the purpose of maintenance checks and readiness testing, provided that the tests are recommended by Federal, State or local government, the manufacturer, the vendor, or the insurance company associated with the engine. Maintenance checks and readiness testing of such units is limited to 100 hours per year. The owner or operator may petition the Administrator for approval of additional hours to be used for maintenance checks and readiness testing, but a petition is not required if the owner or operator maintains records indicating that Federal, State, or local standards require maintenance and testing of emergency RICE beyond 100 hours per year. [Regulation 19 §19.304 and 40 CFR Part 63 § 63.6640 (f)(1)(ii)]
- iii. The permittee operate the emergency stationary RICE up to 50 hours per year in non-emergency situations, but those 50 hours are counted towards the 100 hours per year provided for maintenance and testing. The 50 hours per year for non-emergency situations cannot be used for peak shaving or to generate income for a facility to supply power to an electric grid or otherwise supply power as part of a financial arrangement with another entity; except that owners and operators may operate the emergency engine for a maximum of 15 hours per year as part of a demand response program if the regional transmission organization or equivalent balancing authority and transmission operator has determined there are emergency conditions that could lead to a potential electrical blackout, such as unusually low frequency, equipment overload, capacity or energy deficiency, or unacceptable voltage level. The engine may not be operated for more than 30 minutes prior to the time when the emergency condition is expected to occur, and the engine operation must be terminated immediately after the facility is notified that the emergency condition is no longer imminent. The 15 hours per year of demand response operation are counted as part of the 50 hours of operation per year provided for non-emergency situations. The supply of emergency power to another entity or entities pursuant to financial arrangement is not limited by this paragraph (f)(1)(iii), as long as the power provided by the financial arrangement is

limited to emergency power. [Regulation 19 §19.304 and 40 CFR Part 63 § 63.6640 (f)(1)(iii)]

- l. The permittee must keep records of the occurrence and duration of each malfunction of operation (*i.e.*, process equipment) or the air pollution control and monitoring equipment; records of all required maintenance performed on the air pollution control and monitoring equipment; and of actions taken during periods of malfunction to minimize emissions, including corrective actions to restore malfunctioning process and air pollution control and monitoring equipment to its normal or usual manner of operation. [Regulation 19 §19.304 and 40 CFR Part 63 § 63.6655 (a)(2)(4)(5)]
- m. The permittee must keep records of the maintenance conducted on the stationary RICE in order to demonstrate that the permittee operated and maintained the stationary RICE and after-treatment control device (if any) according to your own maintenance plan and the requirements of 80 (0), 80 (0), 80 (0), and 80 (0) above. [Regulation No. 19 §19.304 and 40 CFR 63 §63.6655 (e)]
- n. The permittee must keep records of the hours of operation of the engine that is recorded through the non-resettable hour meter. The owner or operator must document how many hours are spent for emergency operation; including what classified the operation as emergency and how many hours are spent for non-emergency operation. [Regulation No. 19 §19.304 and 40 CFR 63 §63.6655 (f)]
- o. The permittee must keep each record readily accessible in hard copy or electronic form for at least 5 years after the date of each occurrence, measurement, maintenance, corrective action, report, or record, according to §63.10(b)(1). [Regulation No. 19 §19.304 and 40 CFR 63 §63.6660 (b)]
- p. The permittee must submit compliance reports as specified in 40 CFR 63 §63.6650. [Regulation No. 19 §19.304 and 40 CFR 63 §63.6650]

Jonesboro City Water and Light
Permit #: 1819-AOP-R10
AFIN: 16-00412

SECTION V: COMPLIANCE PLAN AND SCHEDULE

Jonesboro City Water and Light will continue to operate in compliance with those identified regulatory provisions. The facility will examine and analyze future regulations that may apply and determine their applicability with any necessary action taken on a timely basis.

SECTION VI: PLANTWIDE CONDITIONS

1. The permittee shall notify the Director in writing within thirty (30) days after commencing construction, completing construction, first placing the equipment and/or facility in operation, and reaching the equipment and/or facility target production rate. [Regulation 19 §19.704, 40 CFR Part 52, Subpart E, and A.C.A. §8-4-203 as referenced by §8-4-304 and §8-4-311]
2. If the permittee fails to start construction within eighteen months or suspends construction for eighteen months or more, the Director may cancel all or part of this permit. [Regulation 19 §19.410(B) and 40 CFR Part 52, Subpart E]
3. The permittee must test any equipment scheduled for testing, unless otherwise stated in the Specific Conditions of this permit or by any federally regulated requirements, within the following time frames: (1) new equipment or newly modified equipment within sixty (60) days of achieving the maximum production rate, but no later than 180 days after initial start up of the permitted source or (2) operating equipment according to the time frames set forth by the Department or within 180 days of permit issuance if no date is specified. The permittee must notify the Department of the scheduled date of compliance testing at least fifteen (15) business days in advance of such test. The permittee shall submit the compliance test results to the Department within thirty (30) calendar days after completing the testing. [Regulation 19 §19.702 and/or Regulation 18 §18.1002 and A.C.A. §8-4-203 as referenced by §8-4-304 and §8-4-311]
4. The permittee must provide:
 - a. Sampling ports adequate for applicable test methods;
 - b. Safe sampling platforms;
 - c. Safe access to sampling platforms; and
 - d. Utilities for sampling and testing equipment.

[Regulation 19 §19.702 and/or Regulation 18 §18.1002 and A.C.A. §8-4-203 as referenced by §8-4-304 and §8-4-311]

5. The permittee must operate the equipment, control apparatus and emission monitoring equipment within the design limitations. The permittee shall maintain the equipment in good condition at all times. [Regulation 19 §19.303 and A.C.A. §8-4-203 as referenced by §8-4-304 and §8-4-311]
6. This permit subsumes and incorporates all previously issued air permits for this facility. [Regulation 26 and A.C.A. §8-4-203 as referenced by §8-4-304 and §8-4-311]
7. The permittee must prepare and implement a Startup, Shutdown, and Malfunction Plan (SSM). If the Department requests a review of the SSM, the permittee will make the

SSM available for review. The permittee must keep a copy of the SSM at the source's location and retain all previous versions of the SSM plan for five years. [Regulation 19, §19.304 and 40 CFR 63.6(e)(3)]

Acid Rain (Title IV)

8. The Director prohibits the permittee to cause any emissions exceeding any allowances the source lawfully holds under Title IV of the Act or the regulations promulgated under the Act. No permit revision is required for increases in emissions allowed by allowances acquired pursuant to the acid rain program, if such increases do not require a permit revision under any other applicable requirement. This permit establishes no limit on the number of allowances held by the permittee. However, the source may not use allowances as a defense for noncompliance with any other applicable requirement of this permit or the Act. The permittee will account for any such allowance according to the procedures established in regulations promulgated under Title IV of the Act. A copy of the facility's Acid Rain Permit is attached in an appendix to this Title V permit. [Regulation 26 §26.701 and 40 CFR 70.6(a)(4)]

CAIR

9. The permittee shall comply with the monitoring, reporting, and recordkeeping requirements of subpart HHHH of 40 CFR part 96. The permittee shall comply with the NO_x emission requirements established under CAIR. The Permittee shall report and maintain the records required by subpart HHHH of 40 CFR part 96. A copy of the CAIR permit is attached to this Title V permit. [Regulation 19 §19.1401 and 40 CFR Part 52, Subpart E]

Title VI Provisions

10. The permittee must comply with the standards for labeling of products using ozone-depleting substances. [40 CFR Part 82, Subpart E]
 - a. All containers containing a class I or class II substance stored or transported, all products containing a class I substance, and all products directly manufactured with a class I substance must bear the required warning statement if it is being introduced to interstate commerce pursuant to §82.106.
 - b. The placement of the required warning statement must comply with the requirements pursuant to §82.108.
 - c. The form of the label bearing the required warning must comply with the requirements pursuant to §82.110.
 - d. No person may modify, remove, or interfere with the required warning statement except as described in §82.112.

11. The permittee must comply with the standards for recycling and emissions reduction, except as provided for MVACs in Subpart B. [40 CFR Part 82, Subpart F]
 - a. Persons opening appliances for maintenance, service, repair, or disposal must comply with the required practices pursuant to §82.156.
 - b. Equipment used during the maintenance, service, repair, or disposal of appliances must comply with the standards for recycling and recovery equipment pursuant to §82.158.
 - c. Persons performing maintenance, service repair, or disposal of appliances must be certified by an approved technician certification program pursuant to §82.161.
 - d. Persons disposing of small appliances, MVACs, and MVAC like appliances must comply with record keeping requirements pursuant to §82.166. (“MVAC like appliance” as defined at §82.152)
 - e. Persons owning commercial or industrial process refrigeration equipment must comply with leak repair requirements pursuant to §82.156.
 - f. Owners/operators of appliances normally containing 50 or more pounds of refrigerant must keep records of refrigerant purchased and added to such appliances pursuant to §82.166.
12. If the permittee manufactures, transforms, destroys, imports, or exports a class I or class II substance, the permittee is subject to all requirements as specified in 40 CFR Part 82, Subpart A, Production and Consumption Controls.
13. If the permittee performs a service on motor (fleet) vehicles when this service involves ozone depleting substance refrigerant (or regulated substitute substance) in the motor vehicle air conditioner (MVAC), the permittee is subject to all the applicable requirements as specified in 40 CFR part 82, Subpart B, Servicing of Motor Vehicle Air Conditioners.

The term “motor vehicle” as used in Subpart B does not include a vehicle in which final assembly of the vehicle has not been completed. The term “MVAC” as used in Subpart B does not include the air tight sealed refrigeration system used as refrigerated cargo, or the system used on passenger buses using HCFC 22 refrigerant.

14. The permittee can switch from any ozone depleting substance to any alternative listed in the Significant New Alternatives Program (SNAP) promulgated pursuant to 40 CFR Part 82, Subpart G.

Permit Shield

15. Compliance with the conditions of this permit shall be deemed compliance with all applicable requirements, as of the date of permit issuance, included in and specifically identified in the following table of this condition. The permit specifically identifies the following as applicable requirements based upon the information submitted by the permittee in an application dated October 1, 2009 and August 4, 2011.

Applicable Regulations

Source No.	Regulation	Description
Facility	Regulation 19	Regulations of the Arkansas Plan of Implementation for Air Pollution Control
Facility	Regulation 26	Regulations of the Arkansas Operating Air Permit Program
SN-04, SN-06, SN-07	40 CFR Parts 72, 73, 75, and 76	Title IV Federal Clean Air Act Amendments
SN-01, SN-02, SN-04, SN-06, SN-07	40 CFR 60 – Subpart GG	Standards of Performance for Stationary Gas Turbines
SN-01, SN-02, SN-04, SN-06, SN-07	40 CFR Part 64	Compliance Assurance Monitoring
SN-08	40 CFR Part 63 Subpart ZZZZ	<i>National Emissions Standards for Hazardous Air Pollutants for Stationary Reciprocating Internal Combustion Engines</i>
Facility	40 CFR 97	Clean Air Interstate Rule (CAIR)
Facility	40 CFR 82	Stratospheric Ozone Protection

The permit specifically identifies the following as inapplicable based upon information submitted by the permittee in an application dated October 1, 2009.

Inapplicable Regulations

Source No.	Regulation	Description
SN-01, SN-02, SN-04, SN-06, SN-07	40 CFR 63, Subpart YYYY	National Emission Standards for Hazardous Air Pollutants: Combustion Turbines
SN-01, SN-02, SN-04, SN-06, SN-07	40 CFR 63, Subpart ZZZZ	National Emission Standards for Hazardous Air Pollutants: Internal Combustion Engines

Jonesboro City Water and Light

Permit #: 1819-AOP-R10

AFIN: 16-00412

Source No.	Regulation	Description
SN-01, SN-02, SN-04, SN-06, SN-07	40 CFR 60, Subpart KKKK	Standards of Performance for Stationary Combustion Turbines
Facility	40 CFR 52.21	Prevention of Significant Deterioration
SN-03	40 CFR 60, Subpart Kb	Standards of Performance for Volatile Organic Liquid Storage Vessels
SN-01, SN-02, SN-04, SN-06, SN-07	40 CFR 60, Subpart JJJJ	Standards of Performance for Stationary Spark Ignition Internal Combustion Engines

Jonesboro City Water and Light
Permit #: 1819-AOP-R10
AFIN: 16-00412

SECTION VII: INSIGNIFICANT ACTIVITIES

The following sources are insignificant activities. Any activity that has a state or federal applicable requirement shall be considered a significant activity even if this activity meets the criteria of §26.304 of Regulation 26 or listed in the table below. Insignificant activity determinations rely upon the information submitted by the permittee in an application dated August 4, 2011.

Description	Category
None	

SECTION VIII: GENERAL PROVISIONS

1. Any terms or conditions included in this permit which specify and reference Arkansas Pollution Control & Ecology Commission Regulation 18 or the Arkansas Water and Air Pollution Control Act (A.C.A. §8-4-101 et seq.) as the sole origin of and authority for the terms or conditions are not required under the Clean Air Act or any of its applicable requirements, and are not federally enforceable under the Clean Air Act. Arkansas Pollution Control & Ecology Commission Regulation 18 was adopted pursuant to the Arkansas Water and Air Pollution Control Act (A.C.A. §8-4-101 et seq.). Any terms or conditions included in this permit which specify and reference Arkansas Pollution Control & Ecology Commission Regulation 18 or the Arkansas Water and Air Pollution Control Act (A.C.A. §8-4-101 et seq.) as the origin of and authority for the terms or conditions are enforceable under this Arkansas statute. [40 CFR 70.6(b)(2)]
2. This permit shall be valid for a period of five (5) years beginning on the date this permit becomes effective and ending five (5) years later. [40 CFR 70.6(a)(2) and Regulation 26 §26.701(B)]
3. The permittee must submit a complete application for permit renewal at least six (6) months before permit expiration. Permit expiration terminates the permittee's right to operate unless the permittee submitted a complete renewal application at least six (6) months before permit expiration. If the permittee submits a complete application, the existing permit will remain in effect until the Department takes final action on the renewal application. The Department will not necessarily notify the permittee when the permit renewal application is due. [Regulation 26 §26.406]
4. Where an applicable requirement of the Clean Air Act, as amended, 42 U.S.C. 7401, et seq. (Act) is more stringent than an applicable requirement of regulations promulgated under Title IV of the Act, the permit incorporates both provisions into the permit, and the Director or the Administrator can enforce both provisions. [40 CFR 70.6(a)(1)(ii) and Regulation 26 §26.701(A)(2)]
5. The permittee must maintain the following records of monitoring information as required by this permit.
 - a. The date, place as defined in this permit, and time of sampling or measurements;
 - b. The date(s) analyses performed;
 - c. The company or entity performing the analyses;
 - d. The analytical techniques or methods used;
 - e. The results of such analyses; and
 - f. The operating conditions existing at the time of sampling or measurement.

[40 CFR 70.6(a)(3)(ii)(A) and Regulation 26 §26.701(C)(2)]

6. The permittee must retain the records of all required monitoring data and support information for at least five (5) years from the date of the monitoring sample, measurement, report, or application. Support information includes all calibration and maintenance records and all original strip chart recordings for continuous monitoring instrumentation, and copies of all reports required by this permit. [40 CFR 70.6(a)(3)(ii)(B) and Regulation 26 §26.701(C)(2)(b)]
7. The permittee must submit reports of all required monitoring every six (6) months. If the permit establishes no other reporting period, the reporting period shall end on the last day of the month six months after the issuance of the initial Title V permit and every six months thereafter. The report is due on the first day of the second month after the end of the reporting period. The first report due after issuance of the initial Title V permit shall contain six months of data and each report thereafter shall contain 12 months of data. The report shall contain data for all monitoring requirements in effect during the reporting period. If a monitoring requirement is not in effect for the entire reporting period, only those months of data in which the monitoring requirement was in effect are required to be reported. The report must clearly identify all instances of deviations from permit requirements. A responsible official as defined in Regulation No. 26, §26.2 must certify all required reports. The permittee will send the reports to the address below:

Arkansas Department of Environmental Quality
Air Division
ATTN: Compliance Inspector Supervisor
5301 Northshore Drive
North Little Rock, AR 72118-5317

[40 CFR 70.6(a)(3)(iii)(A) and Regulation 26 §26.701(C)(3)(a)]

8. The permittee shall report to the Department all deviations from permit requirements, including those attributable to upset conditions as defined in the permit.
 - a. For all upset conditions (as defined in Regulation 19, § 19.601), the permittee will make an initial report to the Department by the next business day after the discovery of the occurrence. The initial report may be made by telephone and shall include:
 - i. The facility name and location;
 - ii. The process unit or emission source deviating from the permit limit;
 - iii. The permit limit, including the identification of pollutants, from which deviation occurs;
 - iv. The date and time the deviation started;
 - v. The duration of the deviation;
 - vi. The average emissions during the deviation;
 - vii. The probable cause of such deviations;

- viii. Any corrective actions or preventive measures taken or being taken to prevent such deviations in the future; and
- ix. The name of the person submitting the report.

The permittee shall make a full report in writing to the Department within five (5) business days of discovery of the occurrence. The report must include, in addition to the information required by the initial report, a schedule of actions taken or planned to eliminate future occurrences and/or to minimize the amount the permit's limits were exceeded and to reduce the length of time the limits were exceeded. The permittee may submit a full report in writing (by facsimile, overnight courier, or other means) by the next business day after discovery of the occurrence, and the report will serve as both the initial report and full report.

- b. For all deviations, the permittee shall report such events in semi-annual reporting and annual certifications required in this permit. This includes all upset conditions reported in 8a above. The semi-annual report must include all the information as required by the initial and full reports required in 8a.

[Regulation 19 §19.601 and §19.602, Regulation 26 §26.701(C)(3)(b), and 40 CFR 70.6(a)(3)(iii)(B)]

- 9. If any provision of the permit or the application thereof to any person or circumstance is held invalid, such invalidity will not affect other provisions or applications hereof which can be given effect without the invalid provision or application, and to this end, provisions of this Regulation are declared to be separable and severable. [40 CFR 70.6(a)(5), Regulation 26 §26.701(E), and A.C.A. §8-4-203 as referenced by §8-4-304 and §8-4-311]
- 10. The permittee must comply with all conditions of this Part 70 permit. Any permit noncompliance with applicable requirements as defined in Regulation 26 constitutes a violation of the Clean Air Act, as amended, 42 U.S.C. §7401, et seq. and is grounds for enforcement action; for permit termination, revocation and reissuance, for permit modification; or for denial of a permit renewal application. [40 CFR 70.6(a)(6)(i) and Regulation 26 §26.701(F)(1)]
- 11. It shall not be a defense for a permittee in an enforcement action that it would have been necessary to halt or reduce the permitted activity to maintain compliance with the conditions of this permit. [40 CFR 70.6(a)(6)(ii) and Regulation 26 §26.701(F)(2)]
- 12. The Department may modify, revoke, reopen and reissue the permit or terminate the permit for cause. The filing of a request by the permittee for a permit modification, revocation and reissuance, termination, or of a notification of planned changes or anticipated noncompliance does not stay any permit condition. [40 CFR 70.6(a)(6)(iii) and Regulation 26 §26.701(F)(3)]

13. This permit does not convey any property rights of any sort, or any exclusive privilege. [40 CFR 70.6(a)(6)(iv) and Regulation 26 §26.701(F)(4)]
14. The permittee must furnish to the Director, within the time specified by the Director, any information that the Director may request in writing to determine whether cause exists for modifying, revoking and reissuing, or terminating the permit or to determine compliance with the permit. Upon request, the permittee must also furnish to the Director copies of records required by the permit. For information the permittee claims confidentiality, the Department may require the permittee to furnish such records directly to the Director along with a claim of confidentiality. [40 CFR 70.6(a)(6)(v) and Regulation 26 §26.701(F)(5)]
15. The permittee must pay all permit fees in accordance with the procedures established in Regulation 9. [40 CFR 70.6(a)(7) and Regulation 26 §26.701(G)]
16. No permit revision shall be required, under any approved economic incentives, marketable permits, emissions trading and other similar programs or processes for changes provided for elsewhere in this permit. [40 CFR 70.6(a)(8) and Regulation 26 §26.701(H)]
17. If the permit allows different operating scenarios, the permittee shall, contemporaneously with making a change from one operating scenario to another, record in a log at the permitted facility a record of the operational scenario. [40 CFR 70.6(a)(9)(i) and Regulation 26 §26.701(I)(1)]
18. The Administrator and citizens may enforce under the Act all terms and conditions in this permit, including any provisions designed to limit a source's potential to emit, unless the Department specifically designates terms and conditions of the permit as being federally unenforceable under the Act or under any of its applicable requirements. [40 CFR 70.6(b) and Regulation 26 §26.702(A) and (B)]
19. Any document (including reports) required by this permit must contain a certification by a responsible official as defined in Regulation 26, §26.2. [40 CFR 70.6(c)(1) and Regulation 26 §26.703(A)]
20. The permittee must allow an authorized representative of the Department, upon presentation of credentials, to perform the following: [40 CFR 70.6(c)(2) and Regulation 26 §26.703(B)]
 - a. Enter upon the permittee's premises where the permitted source is located or emissions related activity is conducted, or where records must be kept under the conditions of this permit;
 - b. Have access to and copy, at reasonable times, any records required under the conditions of this permit;

- c. Inspect at reasonable times any facilities, equipment (including monitoring and air pollution control equipment), practices, or operations regulated or required under this permit; and
 - d. As authorized by the Act, sample or monitor at reasonable times substances or parameters for assuring compliance with this permit or applicable requirements.
- 21. The permittee shall submit a compliance certification with the terms and conditions contained in the permit, including emission limitations, standards, or work practices. The permittee must submit the compliance certification annually. If the permit establishes no other reporting period, the reporting period shall end on the last day of the anniversary month of the initial Title V permit. The report is due on the first day of the second month after the end of the reporting period. The permittee must also submit the compliance certification to the Administrator as well as to the Department. All compliance certifications required by this permit must include the following: [40 CFR 70.6(c)(5) and Regulation 26 §26.703(E)(3)]
 - a. The identification of each term or condition of the permit that is the basis of the certification;
 - b. The compliance status;
 - c. Whether compliance was continuous or intermittent;
 - d. The method(s) used for determining the compliance status of the source, currently and over the reporting period established by the monitoring requirements of this permit; and
 - e. Such other facts as the Department may require elsewhere in this permit or by §114(a)(3) and §504(b) of the Act.
- 22. Nothing in this permit will alter or affect the following: [Regulation 26 §26.704(C)]
 - a. The provisions of Section 303 of the Act (emergency orders), including the authority of the Administrator under that section;
 - b. The liability of the permittee for any violation of applicable requirements prior to or at the time of permit issuance;
 - c. The applicable requirements of the acid rain program, consistent with §408(a) of the Act; or
 - d. The ability of EPA to obtain information from a source pursuant to §114 of the Act.
- 23. This permit authorizes only those pollutant emitting activities addressed in this permit. [A.C.A. §8-4-203 as referenced by §8-4-304 and §8-4-311]

24. The permittee may request in writing and at least 15 days in advance of the deadline, an extension to any testing, compliance or other dates in this permit. No such extensions are authorized until the permittee receives written Department approval. The Department may grant such a request, at its discretion in the following circumstances:
- a. Such an extension does not violate a federal requirement;
 - b. The permittee demonstrates the need for the extension; and
 - c. The permittee documents that all reasonable measures have been taken to meet the current deadline and documents reasons it cannot be met.

[Regulation 18 §18.314(A), Regulation 19 §19.416(A), Regulation 26 §26.1013(A), A.C.A. §8-4-203 as referenced by §8-4-304 and §8-4-311, and 40 CFR Part 52, Subpart E]

25. The permittee may request in writing and at least 30 days in advance, temporary emissions and/or testing that would otherwise exceed an emission rate, throughput requirement, or other limit in this permit. No such activities are authorized until the permittee receives written Department approval. Any such emissions shall be included in the facility's total emissions and reported as such. The Department may grant such a request, at its discretion under the following conditions:
- a. Such a request does not violate a federal requirement;
 - b. Such a request is temporary in nature;
 - c. Such a request will not result in a condition of air pollution;
 - d. The request contains such information necessary for the Department to evaluate the request, including but not limited to, quantification of such emissions and the date/time such emission will occur;
 - e. Such a request will result in increased emissions less than five tons of any individual criteria pollutant, one ton of any single HAP and 2.5 tons of total HAPs; and
 - f. The permittee maintains records of the dates and results of such temporary emissions/testing.

[Regulation 18 §18.314(B), Regulation 19 §19.416(B), Regulation 26 §26.1013(B), A.C.A. §8-4-203 as referenced by §8-4-304 and §8-4-311, and 40 CFR Part 52, Subpart E]

Jonesboro City Water and Light

Permit #: 1819-AOP-R10

AFIN: 16-00412

26. The permittee may request in writing and at least 30 days in advance, an alternative to the specified monitoring in this permit. No such alternatives are authorized until the permittee receives written Department approval. The Department may grant such a request, at its discretion under the following conditions:
- a. The request does not violate a federal requirement;
 - b. The request provides an equivalent or greater degree of actual monitoring to the current requirements; and
 - c. Any such request, if approved, is incorporated in the next permit modification application by the permittee.

[Regulation 18 §18.314(C), Regulation 19 §19.416(C), Regulation 26 §26.1013(C), A.C.A. §8-4-203 as referenced by §8-4-304 and §8-4-311, and 40 CFR Part 52, Subpart E]

Appendix A
ADEQ CEMS Conditions

Arkansas Department of Environmental Quality



CONTINUOUS EMISSION MONITORING SYSTEMS CONDITIONS

Revised September 2013

PREAMBLE

These conditions are intended to outline the requirements for facilities required to operate Continuous Emission Monitoring Systems/Continuous Opacity Monitoring Systems (CEMS/COMS). Generally there are three types of sources required to operate CEMS/COMS:

1. CEMS/COMS required by 40 CFR Part 60 or 63,
2. CEMS required by 40 CFR Part 75,
3. CEMS/COMS required by ADEQ permit for reasons other than Part 60, 63 or 75.

These CEMS/COMS conditions are not intended to supercede Part 60, 63 or 75 requirements.

- Only CEMS/COMS in the third category (those required by ADEQ permit for reasons other than Part 60, 63, or 75) shall comply with SECTION II, MONITORING REQUIREMENTS and SECTION IV, QUALITY ASSURANCE/QUALITY CONTROL.
- All CEMS/COMS shall comply with Section III, NOTIFICATION AND RECORDKEEPING.

SECTION I

DEFINITIONS

Continuous Emission Monitoring System (CEMS) - The total equipment required for the determination of a gas concentration and/or emission rate so as to include sampling, analysis and recording of emission data.

Continuous Opacity Monitoring System (COMS) - The total equipment required for the determination of opacity as to include sampling, analysis and recording of emission data.

Calibration Drift (CD) - The difference in the CEMS output reading from the established reference value after a stated period of operation during which no unscheduled maintenance, repair, or adjustments took place.

Back-up CEMS (Secondary CEMS) - A CEMS with the ability to sample, analyze and record stack pollutant to determine gas concentration and/or emission rate. This CEMS is to serve as a back-up to the primary CEMS to minimize monitor downtime.

Excess Emissions - Any period in which the emissions exceed the permit limits.

Monitor Downtime - Any period during which the CEMS/COMS is unable to sample, analyze and record a minimum of four evenly spaced data points over an hour, except during one daily zero-span check during which two data points per hour are sufficient.

Out-of-Control Period - Begins with the time corresponding to the completion of the fifth, consecutive, daily CD check with a CD in excess of two times the allowable limit, or the time corresponding to the completion of the daily CD check preceding the daily CD check that results in a CD in excess of four times the allowable limit and the time corresponding to the completion of the sampling for the Relative Accuracy Test Audit (RATA), Relative Accuracy Audit (RAA), or Cylinder Gas Audit (CGA) which exceeds the limits outlined in Section IV. Out-of-Control Period ends with the time corresponding to the completion of the CD check following corrective action with the results being within the allowable CD limit or the completion of the sampling of the subsequent successful RATA, RAA, or CGA.

Primary CEMS - The main reporting CEMS with the ability to sample, analyze, and record stack pollutant to determine gas concentration and/or emission rate.

Relative Accuracy (RA) - The absolute mean difference between the gas concentration or emission rate determined by the CEMS and the value determined by the reference method plus the 2.5 percent error confidence coefficient of a series of tests divided by the mean of the reference method tests of the applicable emission limit.

Span Value – The upper limit of a gas concentration measurement range.

SECTION II

MONITORING REQUIREMENTS

** Only CEMS/COMS required by ADEQ permit for reasons other than Part 60, 63 or 75 shall comply with this section.

- A. For new sources, the installation date for the CEMS/COMS shall be no later than thirty (30) days from the date of start-up of the source.
- B. For existing sources, the installation date for the CEMS/COMS shall be no later than sixty (60) days from the issuance of the permit unless the permit requires a specific date.
- C. Within sixty (60) days of installation of a CEMS/COMS, a performance specification test (PST) must be completed. PST's are defined in 40 CFR, Part 60, Appendix B, PS 1-9. The Department may accept alternate PST's for pollutants not covered by Appendix B on a case-by-case basis. Alternate PST's shall be approved, in writing, by the ADEQ CEM Coordinator prior to testing.
- D. Each CEMS/COMS shall have, as a minimum, a daily zero-span check. The zero-span shall be adjusted whenever the 24-hour zero or 24-hour span drift exceeds two times the limits in the applicable performance specification in 40 CFR, Part 60, Appendix B. Before any adjustments are made to either the zero or span drifts measured at the 24-hour interval, the excess zero and span drifts measured must be quantified and recorded.
- E. All CEMS/COMS shall be in continuous operation and shall meet minimum frequency of operation requirements of 95% up-time for each quarter for each pollutant measured. Percent of monitor down-time is calculated by dividing the total minutes the monitor is not in operation by the total time in the calendar quarter and multiplying by one hundred. Failure to maintain operation time shall constitute a violation of the CEMS conditions.
- F. Percent of excess emissions are calculated by dividing the total minutes of excess emissions by the total time the source operated and multiplying by one hundred. Failure to maintain compliance may constitute a violation of the CEMS conditions.
- G. All CEMS measuring emissions shall complete a minimum of one cycle of operation (sampling, analyzing, and data recording) for each successive fifteen minute period unless more cycles are required by the permit. For each CEMS, one-hour averages shall be computed from four or more data points equally spaced over each one hour period unless more data points are required by the permit.
- H. All COMS shall complete a minimum of one cycle of sampling and analyzing for each successive 10-second period and one cycle of data recording for each successive 6-minute period.
- I. When the pollutant from a single affected facility is released through more than one point, a CEMS/COMS shall be installed on each point unless installation of fewer systems is approved, in writing, by the ADEQ

CEM Coordinator. When more than one CEM/COM is used to monitor emissions from one affected facility the owner or operator shall report the results as required from each CEMS/COMS.

SECTION III

NOTIFICATION AND RECORD KEEPING

**** All CEMS/COMS shall comply with this section.**

- A. When requested to do so by an owner or operator, the ADEQ CEM Coordinator will review plans for installation or modification for the purpose of providing technical advice to the owner or operator.
- B. Each facility which operates a CEMS/COMS shall notify the ADEQ CEM Coordinator of the date for which the demonstration of the CEMS/COMS performance will commence (i.e. PST, RATA, RAA, CGA). Notification shall be received in writing no less than 15 business days prior to testing. Performance test results shall be submitted to the Department within thirty days after completion of testing.
- C. Each facility which operates a CEMS/COMS shall maintain records of the occurrence and duration of start up/shut down, cleaning/soot blowing, process problems, fuel problems, or other malfunction in the operation of the affected facility which causes excess emissions. This includes any malfunction of the air pollution control equipment or any period during which a continuous monitoring device/system is inoperative.
- D. Each facility required to install a CEMS/COMS shall submit an excess emission and monitoring system performance report to the Department (Attention: Air Division, CEM Coordinator) at least quarterly, unless more frequent submittals are warranted to assess the compliance status of the facility. Quarterly reports shall be postmarked no later than the 30th day of the month following the end of each calendar quarter.
- E. All excess emissions shall be reported in terms of the applicable standard. Each report shall be submitted on ADEQ Quarterly Excess Emission Report Forms. Alternate forms may be used with prior written approval from the Department.
- F. Each facility which operates a CEMS/COMS must maintain on site a file of CEMS/COMS data including all raw data, corrected and adjusted, repair logs, calibration checks, adjustments, and test audits. This file must be retained for a period of at least five years, and is required to be maintained in such a condition that it can easily be audited by an inspector.
- G. Quarterly reports shall be used by the Department to determine compliance with the permit.

SECTION IV

QUALITY ASSURANCE/QUALITY CONTROL

** Only CEMS/COMS required by ADEQ permit for reasons other than Part 60, 63 or 75 shall comply with this section.

- A. For each CEMS/COMS a Quality Assurance/Quality Control (QA/QC) plan shall be submitted to the Department (Attn.: Air Division, CEM Coordinator). CEMS quality assurance procedures are defined in 40 CFR, Part 60, Appendix F. This plan shall be submitted within 180 days of the CEMS/COMS installation. A QA/QC plan shall consist of procedure and practices which assures acceptable level of monitor data accuracy, precision, representativeness, and availability.
- B. The submitted QA/QC plan for each CEMS/COMS shall not be considered as accepted until the facility receives a written notification of acceptance from the Department.
- C. Facilities responsible for one, or more, CEMS/COMS used for compliance monitoring shall meet these minimum requirements and are encouraged to develop and implement a more extensive QA/QC program, or to continue such programs where they already exist. Each QA/QC program must include written procedures which should describe in detail, complete, step-by-step procedures and operations for each of the following activities:
 - 1. Calibration of CEMS/COMS
 - a. Daily calibrations (including the approximate time(s) that the daily zero and span drifts will be checked and the time required to perform these checks and return to stable operation)
 - 2. Calibration drift determination and adjustment of CEMS/COMS
 - a. Out-of-control period determination
 - b. Steps of corrective action
 - 3. Preventive maintenance of CEMS/COMS
 - a. CEMS/COMS information
 - 1) Manufacture
 - 2) Model number
 - 3) Serial number
 - b. Scheduled activities (check list)
 - c. Spare part inventory
 - 4. Data recording, calculations, and reporting
 - 5. Accuracy audit procedures including sampling and analysis methods
 - 6. Program of corrective action for malfunctioning CEMS/COMS
- D. A Relative Accuracy Test Audit (RATA), shall be conducted at least once every four calendar quarters. A Relative Accuracy Audit (RAA), or a Cylinder Gas Audit (CGA), may be conducted in the other three

quarters but in no more than three quarters in succession. The RATA should be conducted in accordance with the applicable test procedure in 40 CFR Part 60 Appendix A and calculated in accordance with the applicable performance specification in 40 CFR Part 60 Appendix B. CGA's and RAA's should be conducted and the data calculated in accordance with the procedures outlined on 40 CFR Part 60 Appendix F.

If alternative testing procedures or methods of calculation are to be used in the RATA, RAA or CGA audits prior authorization must be obtained from the ADEQ CEM Coordinator.

E. Criteria for excessive audit inaccuracy.

RATA

All Pollutants except Carbon Monoxide	> 20% Relative Accuracy
Carbon Monoxide	> 10% Relative Accuracy
All Pollutants except Carbon Monoxide	> 10% of the Applicable Standard
Carbon Monoxide	> 5% of the Applicable Standard
Diluent (O ₂ & CO ₂)	> 1.0 % O ₂ or CO ₂
Flow	> 20% Relative Accuracy

CGA

Pollutant	> 15% of average audit value or 5 ppm difference
Diluent (O ₂ & CO ₂)	> 15% of average audit value or 5 ppm difference

RAA

Pollutant	> 15% of the three run average or > 7.5 % of the applicable standard
Diluent (O ₂ & CO ₂)	> 15% of the three run average or > 7.5 % of the applicable standard

- F. If either the zero or span drift results exceed two times the applicable drift specification in 40 CFR, Part 60, Appendix B for five consecutive, daily periods, the CEMS is out-of-control. If either the zero or span drift results exceed four times the applicable drift specification in Appendix B during a calibration drift check, the CEMS is out-of-control. If the CEMS exceeds the audit inaccuracies listed above, the CEMS is out-of-control. If a CEMS is out-of-control, the data from that out-of-control period is not counted towards meeting the minimum data availability as required and described in the applicable subpart. The end of the out-of-control period is the time corresponding to the completion of the successful daily zero or span drift or completion of the successful CGA, RAA or RATA.
- G. A back-up monitor may be placed on an emission source to minimize monitor downtime. This back-up CEMS is subject to the same QA/QC procedure and practices as the primary CEMS. The back-up CEMS shall be certified by a PST. Daily zero-span checks must be performed and recorded in accordance with standard practices. When the primary CEMS goes down, the back-up CEMS may then be engaged to sample, analyze and record the emission source pollutant until repairs are made and the primary unit is placed back in service. Records must be maintained on site when the back-up CEMS is placed in service, these records shall include at a minimum the reason the primary CEMS is out of service, the date and time the primary CEMS was out of service and the date and time the primary CEMS was placed back in service.

Appendix B

Compliance Assurance Monitoring Plan

COMPLIANCE ASSURANCE MONITORING (CAM) PLAN

APPLICABILITY OF CAM RULE

The City Water & Light Plant of the City of Jonesboro (Jonesboro) facility uses control devices intended to achieve compliance with emission limitations for NO_x from the five turbines (SN-01, 02, 04, 06, 07). The uncontrolled emissions from SN-01, SN-02, SN-04, SN-06, and SN-07 turbines fulfill the applicability criteria of the Compliance Assurance Monitoring (CAM) Rule (40 Code of Federal Regulations (CFR) Part (§) 64). Accordingly, the (CAM) Plan for the facility is provided in this section of the permit application. The production units affected by the CAM Plan are listed below:

Source Description	Source No.	Controlled NO _x Emission Rate (TPY)	Uncontrolled NO _x Emission Rate (TPY)
LM-2500 Combustion Turbine	SN-01	119.5	>119.5
LM-2500 Combustion Turbine	SN-02	119.5	>119.5
LM-6000 Combustion Turbine	SN-04	119.5	>119.5
LM-6000 Combustion Turbine	SN-06	119.5	>119.5
LM-6000 Combustion Turbine	SN-07	119.5	>119.5

Per §64.2(a), the aforementioned sources are regulated under the CAM Rule because they meet the following criteria: (1) each unit is subject to emission limitations for NO_x, (2) each source is equipped with a control device (i.e., water injection), and (3) each unit has potential pre-control emissions of NO_x that exceed the applicable major source threshold (i.e., 100 tons per year).

In accordance with §64.3, Jonesboro has developed a CAM Plan for the aforementioned sources. The Plan establishes the operating parameters that will be monitored in order to demonstrate compliance with the NO_x emission limits at each source.

GENERAL CRITERIA FOR CAM PLAN [PER §64.3(A)]

<u>Criteria</u>	<u>Description</u>
Emission Sources:	SN-01, SN-02, SN-04, SN-06 and SN-07
Pollutants:	NO _x
Applicable Permit Requirements:	NO _x Limits
Control Technology:	Water Injection
Control Efficiency:	72.7% (estimated)
General Monitoring Approach:	Predictive Emission Monitoring System (PEMS) for NO _x and Continuous Emission Monitoring Systems (CEMS) of fuel consumption and ratio of scrubber water to fuel as required by Subpart GG NSPS for Stationary Gas Turbines.
Rationale for Monitoring Approach:	Per NSPS Requirements
Indicator Monitored:	Gaseous and Oil Fuel Bound Nitrogen (ppm) Fuel Consumption (Gas or Oil) Water to Fuel Ratio
Indicator Range:	See Appendix G

PERFORMANCE CRITERIA FOR CAM PLAN [PER §64.3(B)]

<u>Criteria</u>	<u>Description</u>
Specifications for Obtaining Representative Data:	Fuel Consumption (Gas or Oil) – Continuous Water to Fuel Ratio - Continuous Gaseous and Oil Fuel Bound Nitrogen (ppm) Oil fuel monitored each time fuel is transferred to tank and Gaseous fuel monitoring is completed per Appendix C of the current permit.
Monitoring Frequency:	Fuel Consumption (Gas or Oil) - Continuous Water to Fuel Ratio - Continuous Gaseous and Oil Fuel Bound Nitrogen (ppm) Oil fuel monitored each time fuel is transferred to tank and Gaseous fuel monitoring is completed per Appendix C of the current permit.

PERFORMANCE CRITERIA FOR CAM PLAN [PER §64.3(B)] - CONTINUED

Data Collection Procedures:	Fuel Consumption (Gas or Oil) – Flow Meter Water to Fuel Ratio – Flow Meters Gaseous and Oil Fuel Bound Nitrogen (ppm) Trained plant operators or their elected representative will perform sample collection using generally accepted procedures. PEMS calculations will be performed by a qualified plant employee or their elected representative.
Data Averaging Period:	Fuel Consumption (Gas or Oil) – Continuous Water to Fuel Ratio – Hourly Fuel Bound Nitrogen (ppm) - Any Period
Recordkeeping:	Records will be kept of all emission readings.
Verification Procedures to Confirm Oper. Status:	Maintenance and repair of systems will be performed in accordance with the manufacturer's specifications.
QA/QC Practices:	Plant operators and maintenance personnel will be adequately trained. Maintenance and repair of systems will be performed in accordance with the manufacturer's specifications.

REGULATORY REFERENCES

- Compliance Assurance Monitoring Regulations (40 CFR §64)
- Draft CAM Technical Guidance Document (EPA – August 1998)
- Title V Monitoring Reference Document (EPA – April 2001)

Appendix C

Custom Fuel Monitoring Schedule (Natural Gas)



UNITED STATES ENVIRONMENTAL PROTECTION AGENCY

REGION 6
1445 ROSS AVENUE, SUITE 1200
DALLAS, TX 75202-2733

JUN 12 2003

Mr. Guy Bell
Gas Turbine Power Plant
Jonesboro City Water and Light
1400 Hanley Dr.
Jonesboro, AR 72401

Re: Request for Approval - Custom Fuel Monitoring Schedule,
New Source Performance Standards (NSPS)
40 CFR Part 60, Subpart GG

Dear Mr. Bell:

This letter is in response to your request for approval of a custom fuel monitoring schedule (CFMS), dated November 27, 2002. You stated in your CFMS request that you are seeking approval of the use of certain recordkeeping and reporting requirements as an alternative to the monitoring in NSPS Part 60, Subpart GG. You indicated that the CFMS approval request is for gas turbines located at the Jonesboro, Arkansas facility, owned and operated by Jonesboro City Water and Light ("JCWL").

Your CFMS request letter, dated November 27, 2002, indicated that you have the following gas turbines that fire pipeline quality natural gas:

- | | |
|----------------|--------------------|
| • Source No. 1 | LM2500 Gas Turbine |
| • Source No. 2 | LM2500 Gas Turbine |
| • Source No. 4 | LM6000 Gas Turbine |
| • Source No. 5 | LM6000 Gas Turbine |

You stated that these turbines are peaking units that are rarely used and during the past three years, turbines 1, 2, and 4 have averaged less than four hundred hours per year. You also stated that historically, JCWL has not operated these turbines for a continuous two week period and therefore the daily monitoring of sulfur and nitrogen content is overly burdensome.

You propose that monitoring of the fuel nitrogen content shall not be required while natural gas is the only fuel fired in the gas turbine. You propose to determine the sulfur content of the fuel using an approved alternative test method, GPA Standard 2377-86, "Test for Hydrogen Sulfide and Carbon Dioxide in Natural Gas Using Length of Stain Tube", and that JCWL will sample the sulfur content of the natural gas once per quarter during the first two quarters of the year. During the third quarter of the year, JCWL will sample the sulfur content of the natural gas for five consecutive days. If after the above required monitoring, the sulfur content of the fuel shows little variability and, calculated as sulfur dioxide emissions, represents consistent compliance with the sulfur dioxide emissions limits under 40 CFR 60.333, sample analysis shall be conducted twice per annum, during the second and third quarters of each calendar year. At EPA's request, you also submitted additional data on June 9, 2003 for the fuel sulfur content.

Based upon the data submitted by JCWL and previous determinations, EPA makes the following determinations regarding the gas turbines at your Jonesboro facility.

EPA approves JCWL custom fuel monitoring schedule, as detailed in this letter, in accordance with 40 CFR 60.334(b)(2) and 60.13(i).

JCWL can use the following custom fuel monitoring schedule for fuel nitrogen content and fuel sulfur content when the fuel being fired is pipeline quality natural gas as defined in 40 CFR 72.2. When fuel other than pipeline quality natural gas is fired in the turbines, monitoring is required in accordance with 40 CFR 60.334. This decision is consistent with EPA's guidance provided in a policy memorandum dated August 14, 1987.

1. Monitoring of fuel nitrogen content shall not be required while pipeline quality natural gas, as defined in 40 CFR 72.2, is the only fuel fired in the gas turbine.

2. Sulfur Monitoring

a. Analysis for fuel sulfur content of the natural gas shall be conducted using one of the approved ASTM reference methods for the measurement of sulfur in gaseous fuels, or an approved alternative method. The reference methods are: ASTM D1072-80; ASTM D3031-81; ASTM D3246-81; and ASTM D4084-82 as referenced in 40 CFR 60.335(d).

b. Effective the date of this custom schedule, sulfur monitoring shall be conducted once per quarter for six consecutive quarters.

c. If, after the monitoring required in 2(b) above, or herein, the sulfur content of the fuel shows little variability, and calculated as sulfur dioxide, represents consistent compliance with the sulfur dioxide emission limits specified under 40 CFR 60.333, sample analysis shall be conducted twice per annum. This monitoring shall be conducted during the second and third quarters of each calendar year.

d. Should any sulfur analysis as required in items 2(b) or 2(c) above indicate noncompliance with 40 CFR 60.333, the owner or operator shall notify ADEQ of such excess emissions and the custom schedule shall be re-examined by the EPA. Sulfur monitoring shall be conducted weekly during the interim period when this custom schedule is being re-examined.

3. If there is a change in fuel supply, the owner or operator must notify ADEQ of such change for re-examination of this custom schedule. A substantial change in fuel quality shall be considered a change in fuel supply. Sulfur monitoring shall be conducted weekly during the interim period when this custom schedule is being re-examined.

4. Records of sample analysis and fuel supply pertinent to this custom schedule shall be retained for a period of three years, and be available for inspection by personnel of federal, state, and local air pollution control agencies.

This approval of a CFMS is based on the information submitted to EPA Region 6 on November 27, 2002 and on June 9, 2003. If any information is found that would reverse this determination, then it would become invalid and a new determination would be needed. If any fuel other than natural gas is fired in the unit, then this approval would become invalid and the facility would be required to keep records per 40 CFR 60.334.

If you have any questions concerning this determination, please contact Ms. Anupa Ahuja of my staff, at (214) 665-2701.

Sincerely yours,



William K. Honker, P.E.
Chief
Air/Toxics and Inspection
Coordination Branch

✓ cc: Keith Michaels (ADEQ)
Paul Osmon (ADEQ)

Appendix D

Alternative Monitoring Plan (Diesel Fuel)



UNITED STATES ENVIRONMENTAL PROTECTION AGENCY

REGION 6

1445 ROSS AVENUE, SUITE 1200
DALLAS, TX 75202-2733

SEP 1 2003

Mr. Guy Bell
Gas Turbine Power Plant
Jonesboro City Water and Light
1400 Hanley Dr.
Jonesboro, AR 72401

Re: Request for Approval -
Alternative Monitoring Plan
New Source Performance Standards (NSPS)
40 CFR Part 60, Subpart GG

Dear Mr. Bell:

This letter is in response to your request for approval of an alternative monitoring plan (AMP), dated November 17, 2003. You stated in your AMP request that you are seeking approval of the use of certain monitoring, recordkeeping and reporting requirements as an alternative to the monitoring in NSPS Part 60, Subpart GG. You indicated that the AMP approval request is for gas turbines located at the Jonesboro, Arkansas facility, owned and operated by Jonesboro City Water and Light ("JCWL").

Your request letter, dated November 21, 2003, indicated that you have a fuel oil storage tank that is filled once or twice per year. The filling of this tank may involve as many as 24 truckloads over 1 to 3 days. NSPS Subpart GG requires that sulfur and nitrogen be tested "on each occasion that the fuel is transferred to the storage tank from any other source". You request that each purchase of diesel fuel be considered as one "fuel lot". You propose to take a sample from each truckload in the "fuel lot". These samples would then be combined to obtain a representative sample of the entire lot. This representative sample would then be tested for nitrogen and sulfur content. You stated that sampling every truckload would be burdensome and that JCWL has always purchased low sulfur fuel that tests lower than 0.05 wt%.

EPA approves your request for alternative monitoring as outlined below in accordance with 40 CFR 60.13(i).

1. A fuel lot is considered to be the amount of oil purchased from one supplier under one invoice and intended as one shipment or delivery.
2. No other fuels shall be blended with the fuel oil from the trucks in one shipment in the storage tank.
3. A sample will be taken from each truck comprising the single shipment from a single supplier.
4. Samples from all trucks in a single shipment from a single supplier will be mixed to obtain a combined representative sample.

5. This sample shall be tested for fuel nitrogen and sulfur content by an approved ASTM method or approved alternative method.

6. Records of the number of trucks comprising a single shipment from a single supplier shall be kept, along with records of the number of individual samples taken per shipment, and the results of the analysis for nitrogen and sulfur. These records will be kept for a period of three years and be available at the request of any federal, state, or local agency.

7. Should any sulfur analysis indicate non compliance, or the nitrogen analysis indicate a change in the fuel bound nitrogen content, the owner or operator will notify ADEQ and this alternative monitoring method approval is revoked.

This approval of an alternative monitoring plan is based on the information submitted to EPA Region 6 on November 17, 2003. If any information is found that would reverse this determination, then it would become invalid and a new determination would be needed.

If you have any questions concerning this determination, please contact Ms. Anupa Ahuja of my staff at (214) 665-2701.

Sincerely yours,

A handwritten signature in dark ink, appearing to read 'W. K. Honker', followed by the letters 'FOX' in a stylized, possibly stamped or typed, font.

William K. Honker, P.E.
Chief
Air/Toxics and Inspection
Coordination Branch

cc: Keith Michaels (ADEQ)

Appendix E

40 CFR Part 60, Subpart GG - *Standards of Performance for Stationary Gas Turbines*

Subpart GG—Standards of Performance for Stationary Gas Turbines

Contents

[§60.330 Applicability and designation of affected facility.](#)
[§60.331 Definitions.](#)
[§60.332 Standard for nitrogen oxides.](#)
[§60.333 Standard for sulfur dioxide.](#)
[§60.334 Monitoring of operations.](#)
[§60.335 Test methods and procedures.](#)

§60.330 Applicability and designation of affected facility.

(a) The provisions of this subpart are applicable to the following affected facilities: All stationary gas turbines with a heat input at peak load equal to or greater than 10.7 gigajoules (10 million Btu) per hour, based on the lower heating value of the fuel fired.

(b) Any facility under paragraph (a) of this section which commences construction, modification, or reconstruction after October 3, 1977, is subject to the requirements of this part except as provided in paragraphs (e) and (j) of §60.332.

[44 FR 52798, Sept. 10, 1979, as amended at 52 FR 42434, Nov. 5, 1987; 65 FR 61759, Oct. 17, 2000]

§60.331 Definitions.

As used in this subpart, all terms not defined herein shall have the meaning given them in the Act and in subpart A of this part.

(a) *Stationary gas turbine* means any simple cycle gas turbine, regenerative cycle gas turbine or any gas turbine portion of a combined cycle steam/electric generating system that is not self propelled. It may, however, be mounted on a vehicle for portability.

(b) *Simple cycle gas turbine* means any stationary gas turbine which does not recover heat from the gas turbine exhaust gases to preheat the inlet combustion air to the gas turbine, or which does not recover heat from the gas turbine exhaust gases to heat water or generate steam.

(c) *Regenerative cycle gas turbine* means any stationary gas turbine which recovers heat from the gas turbine exhaust gases to preheat the inlet combustion air to the gas turbine.

(d) *Combined cycle gas turbine* means any stationary gas turbine which recovers heat from the gas turbine exhaust gases to heat water or generate steam.

(e) *Emergency gas turbine* means any stationary gas turbine which operates as a mechanical or electrical power source only when the primary power source for a facility has been rendered inoperable by an emergency situation.

(f) *Ice fog* means an atmospheric suspension of highly reflective ice crystals.

(g) *ISO standard day conditions* means 288 degrees Kelvin, 60 percent relative humidity and 101.3 kilopascals pressure.

(h) *Efficiency* means the gas turbine manufacturer's rated heat rate at peak load in terms of heat input per unit of power output based on the lower heating value of the fuel.

(i) *Peak load* means 100 percent of the manufacturer's design capacity of the gas turbine at ISO standard day conditions.

(j) *Base load* means the load level at which a gas turbine is normally operated.

(k) *Fire-fighting turbine* means any stationary gas turbine that is used solely to pump water for extinguishing fires.

(l) *Turbines employed in oil/gas production or oil/gas transportation* means any stationary gas turbine used to provide power to extract crude oil/natural gas from the earth or to move crude oil/natural gas, or products refined from these substances through pipelines.

(m) *A Metropolitan Statistical Area or MSA* as defined by the Department of Commerce.

(n) *Offshore platform gas turbines* means any stationary gas turbine located on a platform in an ocean.

(o) *Garrison facility* means any permanent military installation.

(p) *Gas turbine model* means a group of gas turbines having the same nominal air flow, combustor inlet pressure, combustor inlet temperature, firing temperature, turbine inlet temperature and turbine inlet pressure.

(q) *Electric utility stationary gas turbine* means any stationary gas turbine constructed for the purpose of supplying more than one-third of its potential electric output capacity to any utility power distribution system for sale.

(r) *Emergency fuel* is a fuel fired by a gas turbine only during circumstances, such as natural gas supply curtailment or breakdown of delivery system, that make it impossible to fire natural gas in the gas turbine.

(s) *Unit operating hour* means a clock hour during which any fuel is combusted in the affected unit. If the unit combusts fuel for the entire clock hour, it is considered to be a full unit operating hour. If the unit combusts fuel for only part of the clock hour, it is considered to be a partial unit operating hour.

(t) *Excess emissions* means a specified averaging period over which either:

(1) The NO_x emissions are higher than the applicable emission limit in §60.332;

(2) The total sulfur content of the fuel being combusted in the affected facility exceeds the limit specified in §60.333; or

(3) The recorded value of a particular monitored parameter is outside the acceptable range specified in the parameter monitoring plan for the affected unit.

(u) *Natural gas* means a naturally occurring fluid mixture of hydrocarbons (e.g., methane, ethane, or propane) produced in geological formations beneath the Earth's surface that maintains a gaseous state at standard atmospheric temperature and pressure under ordinary conditions. Natural gas contains 20.0 grains or less of total sulfur per 100 standard cubic feet. Equivalents of this in other units are as follows: 0.068 weight percent total sulfur, 680 parts per million by weight (ppmw) total sulfur, and 338 parts per million by volume (ppmv) at 20 degrees Celsius total sulfur. Additionally, natural gas must either be composed of at least 70 percent methane by volume or have a gross calorific value between 950 and 1100 British thermal units (Btu) per standard cubic foot. Natural gas does not include the following gaseous fuels: landfill gas, digester gas, refinery gas, sour gas, blast furnace gas, coal-derived gas, producer gas, coke oven gas, or any gaseous fuel produced in a process which might result in highly variable sulfur content or heating value.

(v) *Duct burner* means a device that combusts fuel and that is placed in the exhaust duct from another source, such as a stationary gas turbine, internal combustion engine, kiln, etc., to allow the firing of additional fuel to heat the exhaust gases before the exhaust gases enter a heat recovery steam generating unit.

(w) *Lean premix stationary combustion turbine* means any stationary combustion turbine where the air and fuel are thoroughly mixed to form a lean mixture for combustion in the combustor. Mixing may occur before or in the combustion chamber. A unit which is capable of operating in both lean premix and diffusion flame modes is considered a lean premix stationary combustion turbine when it is in the lean premix mode, and it is considered a diffusion flame stationary combustion turbine when it is in the diffusion flame mode.

(x) *Diffusion flame stationary combustion turbine* means any stationary combustion turbine where fuel and air are injected at the combustor and are mixed only by diffusion prior to ignition. A unit which is capable of operating in both lean premix and diffusion flame modes is considered a lean premix stationary combustion turbine when it is in the lean premix mode, and it is considered a diffusion flame stationary combustion turbine when it is in the diffusion flame mode.

(y) *Unit operating day* means a 24-hour period between 12:00 midnight and the following midnight during which any fuel is combusted at any time in the unit. It is not necessary for fuel to be combusted continuously for the entire 24-hour period.

[44 FR 52798, Sept. 10, 1979, as amended at 47 FR 3770, Jan. 27, 1982; 65 FR 61759, Oct. 17, 2000; 69 FR 41359, July 8, 2004]

§60.332 Standard for nitrogen oxides.

(a) On and after the date on which the performance test required by §60.8 is completed, every owner or operator subject to the provisions of this subpart as specified in paragraphs (b), (c), and (d) of this section shall comply with one of the following, except as provided in paragraphs (e), (f), (g), (h), (i), (j), (k), and (l) of this section.

(1) No owner or operator subject to the provisions of this subpart shall cause to be discharged into the atmosphere from any stationary gas turbine, any gases which contain nitrogen oxides in excess of:

$$STD = 0.0075 \frac{(14.4)}{Y} + F$$

where:

STD = allowable ISO corrected (if required as given in §60.335(b)(1)) NO_x emission concentration (percent by volume at 15 percent oxygen and on a dry basis),

Y = manufacturer's rated heat rate at manufacturer's rated load (kilojoules per watt hour) or, actual measured heat rate based on lower heating value of fuel as measured at actual peak load for the facility. The value of Y shall not exceed 14.4 kilojoules per watt hour, and

F = NO_x emission allowance for fuel-bound nitrogen as defined in paragraph (a)(4) of this section.

(2) No owner or operator subject to the provisions of this subpart shall cause to be discharged into the atmosphere from any stationary gas turbine, any gases which contain nitrogen oxides in excess of:

$$STD = 0.0150 \frac{(14.4)}{Y} + F$$

where:

STD = allowable ISO corrected (if required as given in §60.335(b)(1)) NO_x emission concentration (percent by volume at 15 percent oxygen and on a dry basis),

Y = manufacturer's rated heat rate at manufacturer's rated peak load (kilojoules per watt hour), or actual measured heat rate based on lower heating value of fuel as measured at actual peak load for the facility. The value of Y shall not exceed 14.4 kilojoules per watt hour, and

F = NO_x emission allowance for fuel-bound nitrogen as defined in paragraph (a)(4) of this section.

(3) The use of F in paragraphs (a)(1) and (2) of this section is optional. That is, the owner or operator may choose to apply a NO_x allowance for fuel-bound nitrogen and determine the appropriate F-value in accordance with paragraph (a)(4) of this section or may accept an F-value of zero.

(4) If the owner or operator elects to apply a NO_x emission allowance for fuel-bound nitrogen, F shall be defined according to the nitrogen content of the fuel during the most recent performance test required under §60.8 as follows:

Fuel-bound nitrogen (percent by weight)	F (NO_x percent by volume)
N ≤0.015	0
0.015 <N ≤0.1	0.04 (N)
0.1 <N ≤0.25	0.004+0.0067(N-0.1)
N >0.25	0.005

Where:

N = the nitrogen content of the fuel (percent by weight).

or:

Manufacturers may develop and submit to EPA custom fuel-bound nitrogen allowances for each gas turbine model they manufacture. These fuel-bound nitrogen allowances shall be substantiated with data and must be approved for use by the Administrator before the initial performance test required by §60.8. Notices of approval of custom fuel-bound nitrogen allowances will be published in the FEDERAL REGISTER.

(b) Electric utility stationary gas turbines with a heat input at peak load greater than 107.2 gigajoules per hour (100 million Btu/hour) based on the lower heating value of the fuel fired shall comply with the provisions of paragraph (a)(1) of this section.

(c) Stationary gas turbines with a heat input at peak load equal to or greater than 10.7 gigajoules per hour (10 million Btu/hour) but less than or equal to 107.2 gigajoules per hour (100 million Btu/hour) based on the lower heating value of the fuel fired, shall comply with the provisions of paragraph (a)(2) of this section.

(d) Stationary gas turbines with a manufacturer's rated base load at ISO conditions of 30 megawatts or less except as provided in §60.332(b) shall comply with paragraph (a)(2) of this section.

(e) Stationary gas turbines with a heat input at peak load equal to or greater than 10.7 gigajoules per hour (10 million Btu/hour) but less than or equal to 107.2 gigajoules per hour (100 million Btu/hour) based on the lower heating value of the fuel fired and that have commenced construction prior to October 3, 1982 are exempt from paragraph (a) of this section.

(f) Stationary gas turbines using water or steam injection for control of NO_x emissions are exempt from paragraph (a) when ice fog is deemed a traffic hazard by the owner or operator of the gas turbine.

(g) Emergency gas turbines, military gas turbines for use in other than a garrison facility, military gas turbines installed for use as military training facilities, and fire fighting gas turbines are exempt from paragraph (a) of this section.

(h) Stationary gas turbines engaged by manufacturers in research and development of equipment for both gas turbine emission control techniques and gas turbine efficiency improvements are exempt from paragraph (a) on a case-by-case basis as determined by the Administrator.

(i) Exemptions from the requirements of paragraph (a) of this section will be granted on a case-by-case basis as determined by the Administrator in specific geographical areas where mandatory water restrictions are required by governmental agencies because of drought conditions. These exemptions will be allowed only while the mandatory water restrictions are in effect.

(j) Stationary gas turbines with a heat input at peak load greater than 107.2 gigajoules per hour that commenced construction, modification, or reconstruction between the dates of October 3, 1977, and January 27, 1982, and were required in the September 10, 1979, FEDERAL REGISTER (44 FR 52792) to comply with paragraph (a)(1) of this section, except electric utility stationary gas turbines, are exempt from paragraph (a) of this section.

(k) Stationary gas turbines with a heat input greater than or equal to 10.7 gigajoules per hour (10 million Btu/hour) when fired with natural gas are exempt from paragraph (a)(2) of this section when being fired with an emergency fuel.

(l) Regenerative cycle gas turbines with a heat input less than or equal to 107.2 gigajoules per hour (100 million Btu/hour) are exempt from paragraph (a) of this section.

[44 FR 52798, Sept. 10, 1979, as amended at 47 FR 3770, Jan. 27, 1982; 65 FR 61759, Oct. 17, 2000; 69 FR 41359, July 8, 2004]

§60.333 Standard for sulfur dioxide.

On and after the date on which the performance test required to be conducted by §60.8 is completed, every owner or operator subject to the provision of this subpart shall comply with one or the other of the following conditions:

(a) No owner or operator subject to the provisions of this subpart shall cause to be discharged into the atmosphere from any stationary gas turbine any gases which contain sulfur dioxide in excess of 0.015 percent by volume at 15 percent oxygen and on a dry basis.

(b) No owner or operator subject to the provisions of this subpart shall burn in any stationary gas turbine any fuel which contains total sulfur in excess of 0.8 percent by weight (8000 ppmw).

[44 FR 52798, Sept. 10, 1979, as amended at 69 FR 41360, July 8, 2004]

§60.334 Monitoring of operations.

(a) Except as provided in paragraph (b) of this section, the owner or operator of any stationary gas turbine subject to the provisions of this subpart and using water or steam injection to control NO_x emissions shall install, calibrate, maintain and operate a continuous monitoring system to monitor and record the fuel consumption and the ratio of water or steam to fuel being fired in the turbine.

(b) The owner or operator of any stationary gas turbine that commenced construction, reconstruction or modification after October 3, 1977, but before July 8, 2004, and which uses water or steam injection to control NO_x emissions may, as an alternative to operating the continuous monitoring system described in paragraph (a) of this section, install, certify, maintain, operate, and quality-assure a continuous emission monitoring system (CEMS) consisting of NO_x and O₂ monitors. As an alternative, a CO₂ monitor may be used to adjust the measured NO_x concentrations to 15 percent O₂ by either converting the CO₂ hourly averages to equivalent O₂ concentrations using Equation F-14a or F-14b in appendix F to part 75 of this chapter and making the adjustments to 15 percent O₂, or by using the CO₂ readings directly to make the adjustments, as described in Method 20. If the option to use a CEMS is chosen, the CEMS shall be installed, certified, maintained and operated as follows:

(1) Each CEMS must be installed and certified according to PS 2 and 3 (for diluent) of 40 CFR part 60, appendix B, except the 7-day calibration drift is based on unit operating days, not calendar days. Appendix F, Procedure 1 is not required. The relative accuracy test audit (RATA) of the NO_x and diluent monitors may be performed individually or on a combined basis, *i.e.*, the relative accuracy tests of the CEMS may be performed either:

(i) On a ppm basis (for NO_x) and a percent O₂ basis for oxygen; or

(ii) On a ppm at 15 percent O₂ basis; or

(iii) On a ppm basis (for NO_x) and a percent CO₂ basis (for a CO₂ monitor that uses the procedures in Method 20 to correct the NO_x data to 15 percent O₂).

(2) As specified in §60.13(e)(2), during each full unit operating hour, each monitor must complete a minimum of one cycle of operation (sampling, analyzing, and data recording) for each 15-minute quadrant of the hour, to validate the hour. For partial unit operating hours, at least one valid data point must be obtained for each quadrant of the hour in which the unit operates. For unit operating hours in which required quality assurance and maintenance activities are performed on the CEMS, a minimum of two valid data points (one in each of two quadrants) are required to validate the hour.

(3) For purposes of identifying excess emissions, CEMS data must be reduced to hourly averages as specified in §60.13(h).

(i) For each unit operating hour in which a valid hourly average, as described in paragraph (b)(2) of this section, is obtained for both NO_x and diluent, the data acquisition and handling system must calculate and record the hourly NO_x emissions in the units of the applicable NO_x emission standard under

§60.332(a), *i.e.*, percent NO_x by volume, dry basis, corrected to 15 percent O₂ and International Organization for Standardization (ISO) standard conditions (if required as given in §60.335(b)(1)). For any hour in which the hourly average O₂ concentration exceeds 19.0 percent O₂, a diluent cap value of 19.0 percent O₂ may be used in the emission calculations.

(ii) A worst case ISO correction factor may be calculated and applied using historical ambient data. For the purpose of this calculation, substitute the maximum humidity of ambient air (H_o), minimum ambient temperature (T_a), and minimum combustor inlet absolute pressure (P_o) into the ISO correction equation.

(iii) If the owner or operator has installed a NO_x CEMS to meet the requirements of part 75 of this chapter, and is continuing to meet the ongoing requirements of part 75 of this chapter, the CEMS may be used to meet the requirements of this section, except that the missing data substitution methodology provided for at 40 CFR part 75, subpart D, is not required for purposes of identifying excess emissions. Instead, periods of missing CEMS data are to be reported as monitor downtime in the excess emissions and monitoring performance report required in §60.7(c).

(c) For any turbine that commenced construction, reconstruction or modification after October 3, 1977, but before July 8, 2004, and which does not use steam or water injection to control NO_x emissions, the owner or operator may, but is not required to, for purposes of determining excess emissions, use a CEMS that meets the requirements of paragraph (b) of this section. Also, if the owner or operator has previously submitted and received EPA, State, or local permitting authority approval of a procedure for monitoring compliance with the applicable NO_x emission limit under §60.332, that approved procedure may continue to be used.

(d) The owner or operator of any new turbine constructed after July 8, 2004, and which uses water or steam injection to control NO_x emissions may elect to use either the requirements in paragraph (a) of this section for continuous water or steam to fuel ratio monitoring or may use a NO_x CEMS installed, certified, operated, maintained, and quality-assured as described in paragraph (b) of this section.

(e) The owner or operator of any new turbine that commences construction after July 8, 2004, and which does not use water or steam injection to control NO_x emissions, may, but is not required to, elect to use a NO_x CEMS installed, certified, operated, maintained, and quality-assured as described in paragraph (b) of this section. Other acceptable monitoring approaches include periodic testing approved by EPA or the State or local permitting authority or continuous parameter monitoring as described in paragraph (f) of this section.

(f) The owner or operator of a new turbine that commences construction after July 8, 2004, which does not use water or steam injection to control NO_x emissions may, but is not required to, perform continuous parameter monitoring as follows:

(1) For a diffusion flame turbine without add-on selective catalytic reduction controls (SCR), the owner or operator shall define at least four parameters indicative of the unit's NO_x formation characteristics and shall monitor these parameters continuously.

(2) For any lean premix stationary combustion turbine, the owner or operator shall continuously monitor the appropriate parameters to determine whether the unit is operating in low-NO_x mode.

(3) For any turbine that uses SCR to reduce NO_x emissions, the owner or operator shall continuously monitor appropriate parameters to verify the proper operation of the emission controls.

(4) For affected units that are also regulated under part 75 of this chapter, if the owner or operator elects to monitor NO_x emission rate using the methodology in appendix E to part 75 of this chapter, or the low mass emissions methodology in §75.19 of this chapter, the requirements of this paragraph (f) may be

met by performing the parametric monitoring described in section 2.3 of appendix E or in §75.19(c)(1)(iv)(H) of this chapter.

(g) The steam or water to fuel ratio or other parameters that are continuously monitored as described in paragraphs (a), (d) or (f) of this section shall be monitored during the performance test required under §60.8, to establish acceptable values and ranges. The owner or operator may supplement the performance test data with engineering analyses, design specifications, manufacturer's recommendations and other relevant information to define the acceptable parametric ranges more precisely. The owner or operator shall develop and keep on-site a parameter monitoring plan which explains the procedures used to document proper operation of the NO_x emission controls. The plan shall include the parameter(s) monitored and the acceptable range(s) of the parameter(s) as well as the basis for designating the parameter(s) and acceptable range(s). Any supplemental data such as engineering analyses, design specifications, manufacturer's recommendations and other relevant information shall be included in the monitoring plan. For affected units that are also subject to part 75 of this chapter and that use the low mass emissions methodology in §75.19 of this chapter or the NO_x emission measurement methodology in appendix E to part 75, the owner or operator may meet the requirements of this paragraph by developing and keeping on-site (or at a central location for unmanned facilities) a quality-assurance plan, as described in §75.19 (e)(5) or in section 2.3 of appendix E and section 1.3.6 of appendix B to part 75 of this chapter.

(h) The owner or operator of any stationary gas turbine subject to the provisions of this subpart:

(1) Shall monitor the total sulfur content of the fuel being fired in the turbine, except as provided in paragraph (h)(3) of this section. The sulfur content of the fuel must be determined using total sulfur methods described in §60.335(b)(10). Alternatively, if the total sulfur content of the gaseous fuel during the most recent performance test was less than 0.4 weight percent (4000 ppmw), ASTM D4084-82, 94, D5504-01, D6228-98, or Gas Processors Association Standard 2377-86 (all of which are incorporated by reference-see §60.17), which measure the major sulfur compounds may be used; and

(2) Shall monitor the nitrogen content of the fuel combusted in the turbine, if the owner or operator claims an allowance for fuel bound nitrogen (*i.e.*, if an F-value greater than zero is being or will be used by the owner or operator to calculate STD in §60.332). The nitrogen content of the fuel shall be determined using methods described in §60.335(b)(9) or an approved alternative.

(3) Notwithstanding the provisions of paragraph (h)(1) of this section, the owner or operator may elect not to monitor the total sulfur content of the gaseous fuel combusted in the turbine, if the gaseous fuel is demonstrated to meet the definition of natural gas in §60.331(u), regardless of whether an existing custom schedule approved by the administrator for subpart GG requires such monitoring. The owner or operator shall use one of the following sources of information to make the required demonstration:

(i) The gas quality characteristics in a current, valid purchase contract, tariff sheet or transportation contract for the gaseous fuel, specifying that the maximum total sulfur content of the fuel is 20.0 grains/100 scf or less; or

(ii) Representative fuel sampling data which show that the sulfur content of the gaseous fuel does not exceed 20 grains/100 scf. At a minimum, the amount of fuel sampling data specified in section 2.3.1.4 or 2.3.2.4 of appendix D to part 75 of this chapter is required.

(4) For any turbine that commenced construction, reconstruction or modification after October 3, 1977, but before July 8, 2004, and for which a custom fuel monitoring schedule has previously been approved, the owner or operator may, without submitting a special petition to the Administrator, continue monitoring on this schedule.

(i) The frequency of determining the sulfur and nitrogen content of the fuel shall be as follows:

(1) *Fuel oil.* For fuel oil, use one of the total sulfur sampling options and the associated sampling frequency described in sections 2.2.3, 2.2.4.1, 2.2.4.2, and 2.2.4.3 of appendix D to part 75 of this chapter (*i.e.*, flow proportional sampling, daily sampling, sampling from the unit's storage tank after each addition of fuel to the tank, or sampling each delivery prior to combining it with fuel oil already in the intended storage tank). If an emission allowance is being claimed for fuel-bound nitrogen, the nitrogen content of the oil shall be determined and recorded once per unit operating day.

(2) *Gaseous fuel.* Any applicable nitrogen content value of the gaseous fuel shall be determined and recorded once per unit operating day. For owners and operators that elect not to demonstrate sulfur content using options in paragraph (h)(3) of this section, and for which the fuel is supplied without intermediate bulk storage, the sulfur content value of the gaseous fuel shall be determined and recorded once per unit operating day.

(3) *Custom schedules.* Notwithstanding the requirements of paragraph (i)(2) of this section, operators or fuel vendors may develop custom schedules for determination of the total sulfur content of gaseous fuels, based on the design and operation of the affected facility and the characteristics of the fuel supply. Except as provided in paragraphs (i)(3)(i) and (i)(3)(ii) of this section, custom schedules shall be substantiated with data and shall be approved by the Administrator before they can be used to comply with the standard in §60.333.

(i) The two custom sulfur monitoring schedules set forth in paragraphs (i)(3)(i)(A) through (D) and in paragraph (i)(3)(ii) of this section are acceptable, without prior Administrative approval:

(A) The owner or operator shall obtain daily total sulfur content measurements for 30 consecutive unit operating days, using the applicable methods specified in this subpart. Based on the results of the 30 daily samples, the required frequency for subsequent monitoring of the fuel's total sulfur content shall be as specified in paragraph (i)(3)(i)(B), (C), or (D) of this section, as applicable.

(B) If none of the 30 daily measurements of the fuel's total sulfur content exceeds 0.4 weight percent (4000 ppmw), subsequent sulfur content monitoring may be performed at 12 month intervals. If any of the samples taken at 12-month intervals has a total sulfur content between 0.4 and 0.8 weight percent (4000 and 8000 ppmw), follow the procedures in paragraph (i)(3)(i)(C) of this section. If any measurement exceeds 0.8 weight percent (8000 ppmw), follow the procedures in paragraph (i)(3)(i)(D) of this section.

(C) If at least one of the 30 daily measurements of the fuel's total sulfur content is between 0.4 and 0.8 weight percent (4000 and 8000 ppmw), but none exceeds 0.8 weight percent (8000 ppmw), then:

(1) Collect and analyze a sample every 30 days for three months. If any sulfur content measurement exceeds 0.8 weight percent (8000 ppmw), follow the procedures in paragraph (i)(3)(i)(D) of this section. Otherwise, follow the procedures in paragraph (i)(3)(i)(C)(2) of this section.

(2) Begin monitoring at 6-month intervals for 12 months. If any sulfur content measurement exceeds 0.8 weight percent (8000 ppmw), follow the procedures in paragraph (i)(3)(i)(D) of this section. Otherwise, follow the procedures in paragraph (i)(3)(i)(C)(3) of this section.

(3) Begin monitoring at 12-month intervals. If any sulfur content measurement exceeds 0.8 weight percent (8000 ppmw), follow the procedures in paragraph (i)(3)(i)(D) of this section. Otherwise, continue to monitor at this frequency.

(D) If a sulfur content measurement exceeds 0.8 weight percent (8000 ppmw), immediately begin daily monitoring according to paragraph (i)(3)(i)(A) of this section. Daily monitoring shall continue until 30 consecutive daily samples, each having a sulfur content no greater than 0.8 weight percent (8000 ppmw), are obtained. At that point, the applicable procedures of paragraph (i)(3)(i)(B) or (C) of this section shall be followed.

(ii) The owner or operator may use the data collected from the 720-hour sulfur sampling demonstration described in section 2.3.6 of appendix D to part 75 of this chapter to determine a custom sulfur sampling schedule, as follows:

(A) If the maximum fuel sulfur content obtained from the 720 hourly samples does not exceed 20 grains/100 scf (*i.e.*, the maximum total sulfur content of natural gas as defined in §60.331(u)), no additional monitoring of the sulfur content of the gas is required, for the purposes of this subpart.

(B) If the maximum fuel sulfur content obtained from any of the 720 hourly samples exceeds 20 grains/100 scf, but none of the sulfur content values (when converted to weight percent sulfur) exceeds 0.4 weight percent (4000 ppmw), then the minimum required sampling frequency shall be one sample at 12 month intervals.

(C) If any sample result exceeds 0.4 weight percent sulfur (4000 ppmw), but none exceeds 0.8 weight percent sulfur (8000 ppmw), follow the provisions of paragraph (i)(3)(i)(C) of this section.

(D) If the sulfur content of any of the 720 hourly samples exceeds 0.8 weight percent (8000 ppmw), follow the provisions of paragraph (i)(3)(i)(D) of this section.

(j) For each affected unit that elects to continuously monitor parameters or emissions, or to periodically determine the fuel sulfur content or fuel nitrogen content under this subpart, the owner or operator shall submit reports of excess emissions and monitor downtime, in accordance with §60.7(c). Excess emissions shall be reported for all periods of unit operation, including startup, shutdown and malfunction. For the purpose of reports required under §60.7(c), periods of excess emissions and monitor downtime that shall be reported are defined as follows:

(1) Nitrogen oxides.

(i) For turbines using water or steam to fuel ratio monitoring:

(A) An excess emission shall be any unit operating hour for which the average steam or water to fuel ratio, as measured by the continuous monitoring system, falls below the acceptable steam or water to fuel ratio needed to demonstrate compliance with §60.332, as established during the performance test required in §60.8. Any unit operating hour in which no water or steam is injected into the turbine shall also be considered an excess emission.

(B) A period of monitor downtime shall be any unit operating hour in which water or steam is injected into the turbine, but the essential parametric data needed to determine the steam or water to fuel ratio are unavailable or invalid.

(C) Each report shall include the average steam or water to fuel ratio, average fuel consumption, ambient conditions (temperature, pressure, and humidity), gas turbine load, and (if applicable) the nitrogen content of the fuel during each excess emission. You do not have to report ambient conditions if you opt to use the worst case ISO correction factor as specified in §60.334(b)(3)(ii), or if you are not using the ISO correction equation under the provisions of §60.335(b)(1).

(ii) If the owner or operator elects to take an emission allowance for fuel bound nitrogen, then excess emissions and periods of monitor downtime are as described in paragraphs (j)(1)(ii)(A) and (B) of this section.

(A) An excess emission shall be the period of time during which the fuel-bound nitrogen (N) is greater than the value measured during the performance test required in §60.8 and used to determine the allowance. The excess emission begins on the date and hour of the sample which shows that N is greater

than the performance test value, and ends with the date and hour of a subsequent sample which shows a fuel nitrogen content less than or equal to the performance test value.

(B) A period of monitor downtime begins when a required sample is not taken by its due date. A period of monitor downtime also begins on the date and hour that a required sample is taken, if invalid results are obtained. The period of monitor downtime ends on the date and hour of the next valid sample.

(iii) For turbines using NO_x and diluent CEMS:

(A) An hour of excess emissions shall be any unit operating hour in which the 4-hour rolling average NO_x concentration exceeds the applicable emission limit in §60.332(a)(1) or (2). For the purposes of this subpart, a "4-hour rolling average NO_x concentration" is the arithmetic average of the average NO_x concentration measured by the CEMS for a given hour (corrected to 15 percent O₂ and, if required under §60.335(b)(1), to ISO standard conditions) and the three unit operating hour average NO_x concentrations immediately preceding that unit operating hour.

(B) A period of monitor downtime shall be any unit operating hour in which sufficient data are not obtained to validate the hour, for either NO_x concentration or diluent (or both).

(C) Each report shall include the ambient conditions (temperature, pressure, and humidity) at the time of the excess emission period and (if the owner or operator has claimed an emission allowance for fuel bound nitrogen) the nitrogen content of the fuel during the period of excess emissions. You do not have to report ambient conditions if you opt to use the worst case ISO correction factor as specified in §60.334(b)(3)(ii), or if you are not using the ISO correction equation under the provisions of §60.335(b)(1).

(iv) For owners or operators that elect, under paragraph (f) of this section, to monitor combustion parameters or parameters that document proper operation of the NO_x emission controls:

(A) An excess emission shall be a 4-hour rolling unit operating hour average in which any monitored parameter does not achieve the target value or is outside the acceptable range defined in the parameter monitoring plan for the unit.

(B) A period of monitor downtime shall be a unit operating hour in which any of the required parametric data are either not recorded or are invalid.

(2) Sulfur dioxide. If the owner or operator is required to monitor the sulfur content of the fuel under paragraph (h) of this section:

(i) For samples of gaseous fuel and for oil samples obtained using daily sampling, flow proportional sampling, or sampling from the unit's storage tank, an excess emission occurs each unit operating hour included in the period beginning on the date and hour of any sample for which the sulfur content of the fuel being fired in the gas turbine exceeds 0.8 weight percent and ending on the date and hour that a subsequent sample is taken that demonstrates compliance with the sulfur limit.

(ii) If the option to sample each delivery of fuel oil has been selected, the owner or operator shall immediately switch to one of the other oil sampling options (*i.e.*, daily sampling, flow proportional sampling, or sampling from the unit's storage tank) if the sulfur content of a delivery exceeds 0.8 weight percent. The owner or operator shall continue to use one of the other sampling options until all of the oil from the delivery has been combusted, and shall evaluate excess emissions according to paragraph (j)(2)(i) of this section. When all of the fuel from the delivery has been burned, the owner or operator may resume using the as-delivered sampling option.

(iii) A period of monitor downtime begins when a required sample is not taken by its due date. A period of monitor downtime also begins on the date and hour of a required sample, if invalid results are obtained. The period of monitor downtime shall include only unit operating hours, and ends on the date and hour of the next valid sample.

(3) *Ice fog*. Each period during which an exemption provided in §60.332(f) is in effect shall be reported in writing to the Administrator quarterly. For each period the ambient conditions existing during the period, the date and time the air pollution control system was deactivated, and the date and time the air pollution control system was reactivated shall be reported. All quarterly reports shall be postmarked by the 30th day following the end of each calendar quarter.

(4) *Emergency fuel*. Each period during which an exemption provided in §60.332(k) is in effect shall be included in the report required in §60.7(c). For each period, the type, reasons, and duration of the firing of the emergency fuel shall be reported.

(5) All reports required under §60.7(c) shall be postmarked by the 30th day following the end of each 6-month period.

[44 FR 52798, Sept. 10, 1979, as amended at 47 FR 3770, Jan. 27, 1982; 65 FR 61759, Oct. 17, 2000; 69 FR 41360, July 8, 2004; 71 FR 9457, Feb. 24, 2006]

§60.335 Test methods and procedures.

(a) The owner or operator shall conduct the performance tests required in §60.8, using either

(1) EPA Method 20,

(2) ASTM D6522-00 (incorporated by reference, see §60.17), or

(3) EPA Method 7E and either EPA Method 3 or 3A in appendix A to this part, to determine NO_x and diluent concentration.

(4) Sampling traverse points are to be selected following Method 20 or Method 1, (non-particulate procedures) and sampled for equal time intervals. The sampling shall be performed with a traversing single-hole probe or, if feasible, with a stationary multi-hole probe that samples each of the points sequentially. Alternatively, a multi-hole probe designed and documented to sample equal volumes from each hole may be used to sample simultaneously at the required points.

(5) Notwithstanding paragraph (a)(4) of this section, the owner or operator may test at few points than are specified in Method 1 or Method 20 if the following conditions are met:

(i) You may perform a stratification test for NO_x and diluent pursuant to

(A) [Reserved]

(B) The procedures specified in section 6.5.6.1(a) through (e) appendix A to part 75 of this chapter.

(ii) Once the stratification sampling is completed, the owner or operator may use the following alternative sample point selection criteria for the performance test:

(A) If each of the individual traverse point NO_x concentrations, normalized to 15 percent O₂, is within 10 percent of the mean normalized concentration for all traverse points, then you may use 3 points (located either 16.7, 50.0, and 83.3 percent of the way across the stack or duct, or, for circular stacks or

ducts greater than 2.4 meters (7.8 feet) in diameter, at 0.4, 1.2, and 2.0 meters from the wall). The 3 points shall be located along the measurement line that exhibited the highest average normalized NO_x concentration during the stratification test; or

(B) If each of the individual traverse point NO_x concentrations, normalized to 15 percent O₂, is within 5 percent of the mean normalized concentration for all traverse points, then you may sample at a single point, located at least 1 meter from the stack wall or at the stack centroid.

(6) Other acceptable alternative reference methods and procedures are given in paragraph (c) of this section.

(b) The owner or operator shall determine compliance with the applicable nitrogen oxides emission limitation in §60.332 and shall meet the performance test requirements of §60.8 as follows:

(1) For each run of the performance test, the mean nitrogen oxides emission concentration (NO_{xo}) corrected to 15 percent O₂ shall be corrected to ISO standard conditions using the following equation. Notwithstanding this requirement, use of the ISO correction equation is optional for: Lean premix stationary combustion turbines; units used in association with heat recovery steam generators (HRSG) equipped with duct burners; and units equipped with add-on emission control devices:

$$NO_x = (NO_{xo})(P_r/P_o)^{0.5} e^{19(H_o - 0.00633)} (288^\circ K/T_a)^{1.53}$$

Where:

NO_x = emission concentration of NO_x at 15 percent O₂ and ISO standard ambient conditions, ppm by volume, dry basis,

NO_{xo} = mean observed NO_x concentration, ppm by volume, dry basis, at 15 percent O₂,

P_r = reference combustor inlet absolute pressure at 101.3 kilopascals ambient pressure. Alternatively, you may use 760 mm Hg (29.92 in Hg),

P_o = observed combustor inlet absolute pressure at test, mm Hg. Alternatively, you may use the barometric pressure for the date of the test,

H_o = observed humidity of ambient air, g H₂O/g air,

e = transcendental constant, 2.718, and

T_a = ambient temperature, °K.

(2) The 3-run performance test required by §60.8 must be performed within 5 percent at 30, 50, 75, and 90-to-100 percent of peak load or at four evenly-spaced load points in the normal operating range of the gas turbine, including the minimum point in the operating range and 90-to-100 percent of peak load, or at the highest achievable load point if 90-to-100 percent of peak load cannot be physically achieved in practice. If the turbine combusts both oil and gas as primary or backup fuels, separate performance testing is required for each fuel. Notwithstanding these requirements, performance testing is not required for any emergency fuel (as defined in §60.331).

(3) For a combined cycle turbine system with supplemental heat (duct burner), the owner or operator may elect to measure the turbine NO_x emissions after the duct burner rather than directly after the turbine. If the owner or operator elects to use this alternative sampling location, the applicable NO_x emission limit in §60.332 for the combustion turbine must still be met.

(4) If water or steam injection is used to control NO_x with no additional post-combustion NO_x control and the owner or operator chooses to monitor the steam or water to fuel ratio in accordance with §60.334(a), then that monitoring system must be operated concurrently with each EPA Method 20, ASTM D6522-00 (incorporated by reference, see §60.17), or EPA Method 7E run and shall be used to determine the fuel consumption and the steam or water to fuel ratio necessary to comply with the applicable §60.332 NO_x emission limit.

(5) If the owner or operator elects to claim an emission allowance for fuel bound nitrogen as described in §60.332, then concurrently with each reference method run, a representative sample of the fuel used shall be collected and analyzed, following the applicable procedures described in §60.335(b)(9). These data shall be used to determine the maximum fuel nitrogen content for which the established water (or steam) to fuel ratio will be valid.

(6) If the owner or operator elects to install a CEMS, the performance evaluation of the CEMS may either be conducted separately (as described in paragraph (b)(7) of this section) or as part of the initial performance test of the affected unit.

(7) If the owner or operator elects to install and certify a NO_x CEMS under §60.334(e), then the initial performance test required under §60.8 may be done in the following alternative manner:

(i) Perform a minimum of 9 reference method runs, with a minimum time per run of 21 minutes, at a single load level, between 90 and 100 percent of peak (or the highest physically achievable) load.

(ii) Use the test data both to demonstrate compliance with the applicable NO_x emission limit under §60.332 and to provide the required reference method data for the RATA of the CEMS described under §60.334(b).

(iii) The requirement to test at three additional load levels is waived.

(8) If the owner or operator elects under §60.334(f) to monitor combustion parameters or parameters indicative of proper operation of NO_x emission controls, the appropriate parameters shall be continuously monitored and recorded during each run of the initial performance test, to establish acceptable operating ranges, for purposes of the parameter monitoring plan for the affected unit, as specified in §60.334(g).

(9) To determine the fuel bound nitrogen content of fuel being fired (if an emission allowance is claimed for fuel bound nitrogen), the owner or operator may use equipment and procedures meeting the requirements of:

(i) For liquid fuels, ASTM D2597-94 (Reapproved 1999), D6366-99, D4629-02, D5762-02 (all of which are incorporated by reference, see §60.17); or

(ii) For gaseous fuels, shall use analytical methods and procedures that are accurate to within 5 percent of the instrument range and are approved by the Administrator.

(10) If the owner or operator is required under §60.334(i)(1) or (3) to periodically determine the sulfur content of the fuel combusted in the turbine, a minimum of three fuel samples shall be collected during the performance test. Analyze the samples for the total sulfur content of the fuel using:

(i) For liquid fuels, ASTM D129-00, D2622-98, D4294-02, D1266-98, D5453-00 or D1552-01 (all of which are incorporated by reference, see §60.17); or

(ii) For gaseous fuels, ASTM D1072-80, 90 (Reapproved 1994); D3246-81, 92, 96; D4468-85 (Reapproved 2000); or D6667-01 (all of which are incorporated by reference, see §60.17). The applicable ranges of some ASTM methods mentioned above are not adequate to measure the levels of sulfur in some fuel gases. Dilution of samples before analysis (with verification of the dilution ratio) may be used, subject to the prior approval of the Administrator.

(11) The fuel analyses required under paragraphs (b)(9) and (b)(10) of this section may be performed by the owner or operator, a service contractor retained by the owner or operator, the fuel vendor, or any other qualified agency.

(c) The owner or operator may use the following as alternatives to the reference methods and procedures specified in this section:

(1) Instead of using the equation in paragraph (b)(1) of this section, manufacturers may develop ambient condition correction factors to adjust the nitrogen oxides emission level measured by the performance test as provided in §60.8 to ISO standard day conditions.

[69 FR 41363, July 8, 2004, as amended at 71 FR 9458, Feb. 24, 2006; 79 FR 11250, Feb. 27, 2014]

Appendix F

Water to fuel ratio for NO_x compliance

JONESBORO CITY WATER & LIGHT
Specific Condition #28
NOx Water to Fuel Ratios for Compliance

		Water Flow	Fuel Flow	Ratio for
				Compliance
Unit "A"	Power	gpm	gpm or scfm	lbs/lbs
Natural Gas	10 MW	5.6	2432	0.419
	15 MW	7.7	3169	0.442
	20 MW	11.8	4007	0.536

Diesel	10 MW	9.1	15.9	0.680
	15 MW	12.7	21	0.720
	20 MW	15.9	25.2	0.750

Unit "B"				
Natural Gas	5 MW	0	1488	0.000
	10 MW	4.8	2255	0.390
	15 MW	8.5	2972	0.530
	20 MW	12.6	3823	0.610

Diesel	5 MW	0	10.5	0
	10 MW	10	16	0.720
	15 MW	12.6	20.8	0.720
	20 MW	20.3	26.6	0.900

Unit "C"				
Natural Gas	12 MW	9.0	2910	0.480
	24 MW	11.0	4212	0.480
	36 MW	22.0	5760	0.710
	47 MW	36.0	7285	0.910

Diesel	12 MW	8.0	21.6	0.440
	24 MW	18.0	31.5	0.680
	36 MW	32.0	42.2	0.900
	47 MW	44.0	52.0	1.000

Unit "D"				
Natural Gas	12 MW	3	3019	0.180
	24 MW	6	4367	0.250
	36 MW	15	5906	0.470
	48 MW	31	7414	0.770

Diesel	12 MW	6	22	0.320
	24 MW	12	31	0.460
	36 MW	24	41	0.790
	48 MW	42	49	1.010

Operator: _____

Date _____

Appendix G
Acid Rain Permit



Acid Rain Permit Application

For more information, see instructions and refer to 40 CFR 72.30 and 72.31

This submission is: ☒ New ☐ Revised

STEP 1

Identify the source by
plant name, State, and
ORIS code.

City Water & Light Plant of		
Plant Name	the City of Jonesboro	State AR ORIS Code 56505

STEP 2

Enter the unit ID#
for every affected
unit at the affected
source in column "a."
For new units, enter the
requested information in
columns "c" and "d."

a	b	c	d
Unit ID#	Unit Will Hold Allowances in Accordance with 40 CFR 72.9(c)(1)	New Units Commence Operation Date	New Units Monitor Certification Deadline
	Yes		
SN04	Yes	05/16/2000	11/16/2000
SN06	Yes	05/13/2003	11/13/2003
SN07	Yes	05/01/2007	11/01/2007
	Yes		
	Yes		
	Yes		
	Yes		
	Yes		
	Yes		
	Yes		
	Yes		
	Yes		
	Yes		
	Yes		
	Yes		
	Yes		
	Yes		
	Yes		

STEP 3

**Read the
standard
requirements**

Permit Requirements

- (1) The designated representative of each affected source and each affected unit at the source shall:
 - (i) Submit a complete Acid Rain permit application (including a compliance plan) under 40 CFR part 72 in accordance with the deadlines specified in 40 CFR 72.30; and
 - (ii) Submit in a timely manner any supplemental information that the permitting authority determines is necessary in order to review an Acid Rain permit application and issue or deny an Acid Rain permit;
- (2) The owners and operators of each affected source and each affected unit at the source shall:
 - (i) Operate the unit in compliance with a complete Acid Rain permit application or a superseding Acid Rain permit issued by the permitting authority; and
 - (ii) Have an Acid Rain Permit.

Monitoring Requirements

- (1) The owners and operators and, to the extent applicable, designated representative of each affected source and each affected unit at the source shall comply with the monitoring requirements as provided in 40 CFR part 75.
- (2) The emissions measurements recorded and reported in accordance with 40 CFR part 75 shall be used to determine compliance by the unit with the Acid Rain emissions limitations and emissions reduction requirements for sulfur dioxide and nitrogen oxides under the Acid Rain Program.
- (3) The requirements of 40 CFR part 75 shall not affect the responsibility of the owners and operators to monitor emissions of other pollutants or other emissions characteristics at the unit under other applicable requirements of the Act and other provisions of the operating permit for the source.

Sulfur Dioxide Requirements

- (1) The owners and operators of each source and each affected unit at the source shall:
 - (i) Hold allowances, as of the allowance transfer deadline, in the unit's compliance subaccount (after deductions under 40 CFR 73.34(c)), or in the compliance subaccount of another affected unit at the same source to the extent provided in 40 CFR 73.35(b)(3), not less than the total annual emissions of sulfur dioxide for the previous calendar year from the unit; and
 - (ii) Comply with the applicable Acid Rain emissions limitations for sulfur dioxide.
- (2) Each ton of sulfur dioxide emitted in excess of the Acid Rain emissions limitations for sulfur dioxide shall constitute a separate violation of the Act.
- (3) An affected unit shall be subject to the requirements under paragraph (1) of the sulfur dioxide requirements as follows:
 - (i) Starting January 1, 2000, an affected unit under 40 CFR 72.6(a)(2); or
 - (ii) Starting on the later of January 1, 2000 or the deadline for monitor certification under 40 CFR part 75, an affected unit under 40 CFR 72.6(a)(3).
- (4) Allowances shall be held in, deducted from, or transferred among Allowance Tracking System accounts in accordance with the Acid Rain Program.
- (5) An allowance shall not be deducted in order to comply with the requirements under paragraph (1) of the sulfur dioxide requirements prior to the calendar year for which the allowance was allocated.
- (6) An allowance allocated by the Administrator under the Acid Rain Program is a limited authorization to emit sulfur dioxide in accordance with the Acid Rain Program. No provision of the Acid Rain Program, the Acid Rain permit application, the Acid Rain permit, or an exemption under 40 CFR 72.7 or 72.8 and no provision of law shall be construed to limit the authority of the United States to terminate or limit such authorization.
- (7) An allowance allocated by the Administrator under the Acid Rain Program does not constitute a property right.

STEP 3,
Cont'd.

Nitrogen Oxides Requirements The owners and operators of the source and each affected unit at the source shall comply with the applicable Acid Rain emissions limitation for nitrogen oxides.

Excess Emissions Requirements

- (1) The designated representative of an affected unit that has excess emissions in any calendar year shall submit a proposed offset plan, as required under 40 CFR part 77.
- (2) The owners and operators of an affected unit that has excess emissions in any calendar year shall:
 - (i) Pay without demand the penalty required, and pay upon demand the interest on that penalty, as required by 40 CFR part 77; and
 - (ii) Comply with the terms of an approved offset plan, as required by 40 CFR part 77.

Recordkeeping and Reporting Requirements

- (1) Unless otherwise provided, the owners and operators of the source and each affected unit at the source shall keep on site at the source each of the following documents for a period of 5 years from the date the document is created. This period may be extended for cause, at any time prior to the end of 5 years, in writing by the Administrator or permitting authority:
 - (i) The certificate of representation for the designated representative for the source and each affected unit at the source and all documents that demonstrate the truth of the statements in the certificate of representation, in accordance with 40 CFR 72.24; provided that the certificate and documents shall be retained on site at the source beyond such 5-year period until such documents are superseded because of the submission of a new certificate of representation changing the designated representative;
 - (ii) All emissions monitoring information, in accordance with 40 CFR part 75, provided that to the extent that 40 CFR part 75 provides for a 3-year period for recordkeeping, the 3-year period shall apply.
 - (iii) Copies of all reports, compliance certifications, and other submissions and all records made or required under the Acid Rain Program; and,
 - (iv) Copies of all documents used to complete an Acid Rain permit application and any other submission under the Acid Rain Program or to demonstrate compliance with the requirements of the Acid Rain Program.
- (2) The designated representative of an affected source and each affected unit at the source shall submit the reports and compliance certifications required under the Acid Rain Program, including those under 40 CFR part 72 subpart I and 40 CFR part 75.

Liability

- (1) Any person who knowingly violates any requirement or prohibition of the Acid Rain Program, a complete Acid Rain permit application, an Acid Rain permit, or an exemption under 40 CFR 72.7 or 72.8, including any requirement for the payment of any penalty owed to the United States, shall be subject to enforcement pursuant to section 113(c) of the Act.
- (2) Any person who knowingly makes a false, material statement in any record, submission, or report under the Acid Rain Program shall be subject to criminal enforcement pursuant to section 113(c) of the Act and 18 U.S.C. 1001.
- (3) No permit revision shall excuse any violation of the requirements of the Acid Rain Program that occurs prior to the date that the revision takes effect.
- (4) Each affected source and each affected unit shall meet the requirements of the Acid Rain Program.

Step 3,
Cont'd.

Liability, Cont'd.

- (5) Any provision of the Acid Rain Program that applies to an affected source (including a provision applicable to the designated representative of an affected source) shall also apply to the owners and operators of such source and of the affected units at the source.
- (6) Any provision of the Acid Rain Program that applies to an affected unit (including a provision applicable to the designated representative of an affected unit) shall also apply to the owners and operators of such unit. Except as provided under 40 CFR 72.44 (Phase II repowering extension plans) and 40 CFR 76.11 (NO_x averaging plans), and except with regard to the requirements applicable to units with a common stack under 40 CFR part 75 (including 40 CFR 75.16, 75.17, and 75.18), the owners and operators and the designated representative of one affected unit shall not be liable for any violation by any other affected unit of which they are not owners or operators or the designated representative and that is located at a source of which they are not owners or operators or the designated representative.
- (7) Each violation of a provision of 40 CFR parts 72, 73, 74, 75, 76, 77, and 78 by an affected source or affected unit, or by an owner or operator or designated representative of such source or unit, shall be a separate violation of the Act.

Effect on Other Authorities

No provision of the Acid Rain Program, an Acid Rain permit application, an Acid Rain permit, or an exemption under 40 CFR 72.7 or 72.8 shall be construed as:


- (1) Except as expressly provided in title IV of the Act, exempting or excluding the owners and operators and, to the extent applicable, the designated representative of an affected source or affected unit from compliance with any other provision of the Act, including the provisions of title I of the Act relating to applicable National Ambient Air Quality Standards or State Implementation Plans;
- (2) Limiting the number of allowances a unit can hold; *provided*, that the number of allowances held by the unit shall not affect the source's obligation to comply with any other provisions of the Act;
- (3) Requiring a change of any kind in any State law regulating electric utility rates and charges, affecting any State law regarding such State regulation, or limiting such State regulation, including any prudence review requirements under such State law;
- (4) Modifying the Federal Power Act or affecting the authority of the Federal Energy Regulatory Commission under the Federal Power Act; or,
- (5) Interfering with or impairing any program for competitive bidding for power supply in a State in which such program is established.

STEP 4

Certification

Read the
certification
statement,
sign, and
date

I am authorized to make this submission on behalf of the owners and operators of the affected source or affected units for which the submission is made. I certify under penalty of law that I have personally examined, and am familiar with, the statements and information submitted in this document and all its attachments. Based on my inquiry of those individuals with primary responsibility for obtaining the information, I certify that the statements and information are to the best of my knowledge and belief true, accurate, and complete. I am aware that there are significant penalties for submitting false statements and information or omitting required statements and information, including the possibility of fine or imprisonment.

Name Ron Bowen	
Signature 	Date 3-06-07

Appendix H

Clean Air Interstate Rule (CAIR) Permit Application

**TITLE V PERMIT
SUPPLEMENTAL PACKAGE
CLEAN AIR INTERSTATE RULE PERMIT APPLICATION**

AFIN:	16-00412	Date:	June 1, 2008
1. UNIT INFORMATION			
Enter the Source ID and Description (as identified in your Arkansas Title V Permit).			
Source Number	Description		
SN04	General Electric LM6000 turbine		
SN06	General Electric LM6000 turbine		
SN07	General Electric LM6000 turbine		

2. STANDARD REQUIREMENTS

Read the standard requirements and the certification. Enter the name of the CAIR designated representative, and sign and date. Include the supplemental application along with a completed Arkansas Operating Permit (Major Source) General Information Forms (pages 1-6). The Department will process a modification to the facility's Title V permit to incorporate these CAIR requirements.

NO_x Ozone Season Emission Requirements

§ 96.306 Standard requirements

(a) *Permit requirements.*

(1) The CAIR designated representative of each CAIR NO_x Ozone Season source required to have a title V operating permit and each CAIR NO_x Ozone Season unit required to have a title V operating permit at the source shall:

(i) Submit to the permitting authority a complete CAIR permit application under §96.322 in accordance with the deadlines specified in §96.321(a) and (b); and

(ii) Submit in a timely manner any supplemental information that the permitting authority determines is necessary in order to review a CAIR permit application and issue or deny a CAIR permit.

(2) The owners and operators of each CAIR NO_x Ozone Season source required to have a title V operating permit and each CAIR NO_x Ozone Season unit required to have a title V operating permit at the source shall have a CAIR permit issued by the permitting authority under subpart CCCC of 40 CFR part 96 for the source and operate the source and the unit in compliance with such CAIR permit.

(3) Except as provided in subpart III of 40 CFR part 96, the owners and operators of a CAIR NO_x Ozone Season source that is not otherwise required to have a title V operating permit and

each CAIR NO_x Ozone Season unit that is not otherwise required to have a title V operating permit are not required to submit a CAIR permit application, and to have a CAIR permit, under subpart CCCC of 40 CFR part 96 for such CAIR NO_x Ozone Season source and such CAIR NO_x Ozone Season unit.

(b) Monitoring, reporting, and recordkeeping requirements.

- (1) The owners and operators, and the CAIR designated representative, of each CAIR NO_x Ozone Season source and each CAIR NO_x Ozone Season unit at the source shall comply with the monitoring, reporting, and recordkeeping requirements of subpart HHHH of 40 CFR part 96.
- (2) The emissions measurements recorded and reported in accordance with subpart HHHH of 40 CFR part 96 shall be used to determine compliance by each CAIR NO_x Ozone Season source with the CAIR NO_x Ozone Season emissions limitation under paragraph (c) of this §96.306.

(c) Nitrogen oxides ozone season emission requirements.

- (1) As of the allowance transfer deadline for a control period, the owners and operators of each CAIR NO_x Ozone Season source and each CAIR NO_x Ozone Season unit at the source shall hold, in the source's compliance account, CAIR NO_x Ozone Season allowances available for compliance deductions for the control period under §96.354(a) in an amount not less than the tons of total nitrogen oxides emissions for the control period from all CAIR NO_x Ozone Season units at the source, as determined in accordance with subpart HHHH of this part.
- (2) A CAIR NO_x Ozone Season unit shall be subject to the requirements under paragraph (c)(1) of this §96.306 starting on the later of May 1, 2009 or the deadline for meeting the unit's monitor certification requirements under §96.370(b)(1), (2), (3), or (7) and for each control period thereafter.
- (3) A CAIR NO_x Ozone Season allowance shall not be deducted, for compliance with the requirements under paragraph (c)(1) of §96.306, for a control period in a calendar year before the year for which the CAIR NO_x Ozone Season allowance was allocated.
- (4) CAIR NO_x Ozone Season allowances shall be held in, deducted from, or transferred into or among CAIR NO_x Ozone Season Allowance Tracking System accounts in accordance with subparts, FFFF, GGGG of 40 CFR part 96 and Chapter 14 of the Arkansas Pollution Control and Ecology Commission Regulation 19, Regulations of the Arkansas Plan of Implementation for Air Pollution Control.
- (5) A CAIR NO_x Ozone Season allowance is a limited authorization to emit one ton of nitrogen oxides in accordance with the CAIR NO_x Ozone Season Trading Program. No provision of the CAIR NO_x Ozone Season Trading Program, the CAIR permit application, the CAIR permit, or an exemption under §96.305 and no provision of law shall be construed to limit the authority of the State or the United States to terminate or limit such authorization.
- (6) A CAIR NO_x Ozone Season allowance does not constitute a property right.
- (7) Upon recordation by the Administrator under subpart FFFF, GGGG of this part or Chapter 14 of the Arkansas Pollution Control and Ecology Commission Regulation 19, Regulations of the Arkansas Plan of Implementation for Air Pollution Control, every allocation, transfer, or deduction of a CAIR NO_x Ozone Season allowance to or from a CAIR NO_x Ozone Season source's compliance account is incorporated automatically in any CAIR permit of the source.

(d) *Excess emissions requirements.*

(1) If a CAIR NO_x Ozone Season source emits nitrogen oxides during any control period in excess of the CAIR NO_x Ozone Season emissions limitation, then:

- (i) The owners and operators of the source and each CAIR NO_x Ozone Season unit at the source shall surrender the CAIR NO_x Ozone Season allowances required for deduction under §96.354(d)(1) and pay any fine, penalty, or assessment or comply with any other remedy imposed, for the same violations, under the Clean Air Act or applicable State law; and
- (ii) Each ton of such excess emissions and each day of such control period shall constitute a separate violation of this subpart, the Clean Air Act, and applicable State law.

(e) *Recordkeeping and reporting requirements.*

(1) Unless otherwise provided, the owners and operators of the CAIR NO_x Ozone Season source and each CAIR NO_x Ozone Season unit at the source shall keep on site at the source each of the following documents for a period of 5 years from the date the document is created. This period may be extended for cause, at any time before the end of 5 years, in writing by the permitting authority or the Administrator.

(i) The certificate of representation under §96.313 for the CAIR designated representative for the source and each CAIR NO_x Ozone Season unit at the source and all documents that demonstrate the truth of the statements in the certificate of representation; provided that the certificate and documents shall be retained on site at the source beyond such 5-year period until such documents are superseded because of the submission of a new certificate of representation under §96.313 changing the CAIR designated representative.

(ii) All emissions monitoring information, in accordance with subpart HHHH of 40 CFR part 96, provided that to the extent that subpart HHHH of 40 CFR part 96 provides for a 3-year period for recordkeeping, the 3-year period shall apply.

(iii) Copies of all reports, compliance certifications, and other submissions and all records made or required under the CAIR NO_x Ozone Season Trading Program.

(iv) Copies of all documents used to complete a CAIR permit application and any other submission under the CAIR NO_x Ozone Season Trading Program or to demonstrate compliance with the requirements of the CAIR NO_x Ozone Season Trading Program.

(2) The CAIR designated representative of a CAIR NO_x Ozone Season source and each CAIR NO_x Ozone Season unit at the source shall submit the reports required under the CAIR NO_x Ozone Season Trading Program, including those under subpart HHHH of 40 CFR part 96.

(f) *Liability.*

(1) Each CAIR NO_x Ozone Season source and each CAIR NO_x Ozone Season unit shall meet the requirements of the CAIR NO_x Ozone Season Trading Program.

(2) Any provision of the CAIR NO_x Ozone Season Trading Program that applies to a CAIR NO_x Ozone Season source or the CAIR designated representative of a CAIR NO_x Ozone Season source shall also apply to the owners and operators of such source and of the CAIR NO_x Ozone Season units at the source.

(3) Any provision of the CAIR NO_x Ozone Season Trading Program that applies to a CAIR NO_x Ozone Season unit or the CAIR designated representative of a CAIR NO_x Ozone Season unit shall also apply to the owners and operators of such unit.


(g) *Effect on other authorities.*

No provision of the CAIR NO_x Ozone Season Trading Program, a CAIR permit application, a CAIR permit, or an exemption under §96.305 shall be construed as exempting or excluding the owners and operators, and the CAIR designated representative, of a CAIR NO_x Ozone Season source or CAIR NO_x Ozone Season unit from compliance with any other provision of the applicable, approved State implementation plan, a federally enforceable permit, or the Clean Air Act.

3. CERTIFICATION

I am authorized to make this submission on behalf of the owners and operators of the source or units for which the submission is made. I certify under penalty of law that I have personally examined, and am familiar with, the statements and information submitted in this document and all its attachments. Based on my inquiry of those individuals with primary responsibility for obtaining the information, I certify that the statements and information are to the best of my knowledge and belief true, accurate, and complete. I am aware that there are significant penalties for submitting false statements and information or omitting required statements and information, including the possibility of fine or imprisonment.

CAIR Designated Representative

Name (Print) Ron Bowen	
Signature 	Date: June 1, 2008

Appendix I

40 CFR Part 63, Subpart ZZZZ - *National Emission Standard for Hazardous Air Pollutants for
Reciprocating Internal Combustion Engines*

Subpart ZZZZ—National Emissions Standards for Hazardous Air Pollutants for Stationary Reciprocating Internal Combustion Engines

Contents

[WHAT THIS SUBPART COVERS](#)

[§63.6580 What is the purpose of subpart ZZZZ?](#)

[§63.6585 Am I subject to this subpart?](#)

[§63.6590 What parts of my plant does this subpart cover?](#)

[§63.6595 When do I have to comply with this subpart?](#)

[EMISSION AND OPERATING LIMITATIONS](#)

[§63.6600 What emission limitations and operating limitations must I meet if I own or operate a stationary RICE with a site rating of more than 500 brake HP located at a major source of HAP emissions?](#)

[§63.6601 What emission limitations must I meet if I own or operate a new or reconstructed 4SLB stationary RICE with a site rating of greater than or equal to 250 brake HP and less than or equal to 500 brake HP located at a major source of HAP emissions?](#)

[§63.6602 What emission limitations and other requirements must I meet if I own or operate an existing stationary RICE with a site rating of equal to or less than 500 brake HP located at a major source of HAP emissions?](#)

[§63.6603 What emission limitations, operating limitations, and other requirements must I meet if I own or operate an existing stationary RICE located at an area source of HAP emissions?](#)

[§63.6604 What fuel requirements must I meet if I own or operate a stationary CI RICE?](#)

[GENERAL COMPLIANCE REQUIREMENTS](#)

[§63.6605 What are my general requirements for complying with this subpart?](#)

[TESTING AND INITIAL COMPLIANCE REQUIREMENTS](#)

[§63.6610 By what date must I conduct the initial performance tests or other initial compliance demonstrations if I own or operate a stationary RICE with a site rating of more than 500 brake HP located at a major source of HAP emissions?](#)

[§63.6611 By what date must I conduct the initial performance tests or other initial compliance demonstrations if I own or operate a new or reconstructed 4SLB SI stationary RICE with a site rating of greater than or equal to 250 and less than or equal to 500 brake HP located at a major source of HAP emissions?](#)

[§63.6612 By what date must I conduct the initial performance tests or other initial compliance demonstrations if I own or operate an existing stationary RICE with a site rating of less than or equal to 500 brake HP located at a major source of HAP emissions or an existing stationary RICE located at an area source of HAP emissions?](#)

[§63.6615 When must I conduct subsequent performance tests?](#)

[§63.6620 What performance tests and other procedures must I use?](#)

[§63.6625 What are my monitoring, installation, collection, operation, and maintenance requirements?](#)

[§63.6630 How do I demonstrate initial compliance with the emission limitations, operating limitations, and other requirements?](#)

[CONTINUOUS COMPLIANCE REQUIREMENTS](#)

[§63.6635 How do I monitor and collect data to demonstrate continuous compliance?](#)

[§63.6640 How do I demonstrate continuous compliance with the emission limitations, operating limitations, and other](#)

[requirements?](#)

[NOTIFICATIONS, REPORTS, AND RECORDS](#)

[§63.6645 What notifications must I submit and when?](#)

[§63.6650 What reports must I submit and when?](#)

[§63.6655 What records must I keep?](#)

[§63.6660 In what form and how long must I keep my records?](#)

[OTHER REQUIREMENTS AND INFORMATION](#)

[§63.6665 What parts of the General Provisions apply to me?](#)

[§63.6670 Who implements and enforces this subpart?](#)

[§63.6675 What definitions apply to this subpart?](#)

[Table 1a to Subpart ZZZZ of Part 63—Emission Limitations for Existing, New, and Reconstructed Spark Ignition, 4SRB Stationary RICE >500 HP Located at a Major Source of HAP Emissions](#)

[Table 1b to Subpart ZZZZ of Part 63—Operating Limitations for Existing, New, and Reconstructed SI 4SRB Stationary RICE >500 HP Located at a Major Source of HAP Emissions](#)

[Table 2a to Subpart ZZZZ of Part 63—Emission Limitations for New and Reconstructed 2SLB and Compression Ignition Stationary RICE >500 HP and New and Reconstructed 4SLB Stationary RICE ≥250 HP Located at a Major Source of HAP Emissions](#)

[Table 2b to Subpart ZZZZ of Part 63—Operating Limitations for New and Reconstructed 2SLB and CI Stationary RICE >500 HP Located at a Major Source of HAP Emissions, New and Reconstructed 4SLB Stationary RICE ≥250 HP Located at a Major Source of HAP Emissions, Existing CI Stationary RICE >500 HP](#)

[Table 2c to Subpart ZZZZ of Part 63—Requirements for Existing Compression Ignition Stationary RICE Located at a Major Source of HAP Emissions and Existing Spark Ignition Stationary RICE ≤500 HP Located at a Major Source of HAP Emissions](#)

[Table 2d to Subpart ZZZZ of Part 63—Requirements for Existing Stationary RICE Located at Area Sources of HAP Emissions](#)

[Table 3 to Subpart ZZZZ of Part 63—Subsequent Performance Tests](#)

[Table 4 to Subpart ZZZZ of Part 63—Requirements for Performance Tests](#)

[Table 5 to Subpart ZZZZ of Part 63—Initial Compliance With Emission Limitations, Operating Limitations, and Other Requirements](#)

[Table 6 to Subpart ZZZZ of Part 63—Continuous Compliance With Emission Limitations, and Other Requirements](#)

[Table 7 to Subpart ZZZZ of Part 63—Requirements for Reports](#)

[Table 8 to Subpart ZZZZ of Part 63—Applicability of General Provisions to Subpart ZZZZ.](#)

[Appendix A—Protocol for Using an Electrochemical Analyzer to Determine Oxygen and Carbon Monoxide Concentrations From Certain Engines](#)

SOURCE: 69 FR 33506, June 15, 2004, unless otherwise noted.

WHAT THIS SUBPART COVERS

§63.6580 What is the purpose of subpart ZZZZ?

Subpart ZZZZ establishes national emission limitations and operating limitations for hazardous air pollutants (HAP) emitted from stationary reciprocating internal combustion engines (RICE) located at major and area sources of HAP emissions. This subpart also establishes requirements to demonstrate initial and continuous compliance with the emission limitations and operating limitations.

[73 FR 3603, Jan. 18, 2008]

§63.6585 Am I subject to this subpart?

You are subject to this subpart if you own or operate a stationary RICE at a major or area source of HAP emissions, except if the stationary RICE is being tested at a stationary RICE test cell/stand.

(a) A stationary RICE is any internal combustion engine which uses reciprocating motion to convert heat energy into mechanical work and which is not mobile. Stationary RICE differ from mobile RICE in that a stationary RICE is not a non-road engine as defined at 40 CFR 1068.30, and is not used to propel a motor vehicle or a vehicle used solely for competition.

(b) A major source of HAP emissions is a plant site that emits or has the potential to emit any single HAP at a rate of 10 tons (9.07 megagrams) or more per year or any combination of HAP at a rate of 25 tons (22.68 megagrams) or more per year, except that for oil and gas production facilities, a major source of HAP emissions is determined for each surface site.

(c) An area source of HAP emissions is a source that is not a major source.

(d) If you are an owner or operator of an area source subject to this subpart, your status as an entity subject to a standard or other requirements under this subpart does not subject you to the obligation to obtain a permit under 40 CFR part 70 or 71, provided you are not required to obtain a permit under 40 CFR 70.3(a) or 40 CFR 71.3(a) for a reason other than your status as an area source under this subpart. Notwithstanding the previous sentence, you must continue to comply with the provisions of this subpart as applicable.

(e) If you are an owner or operator of a stationary RICE used for national security purposes, you may be eligible to request an exemption from the requirements of this subpart as described in 40 CFR part 1068, subpart C.

(f) The emergency stationary RICE listed in paragraphs (f)(1) through (3) of this section are not subject to this subpart. The stationary RICE must meet the definition of an emergency stationary RICE in §63.6675, which includes operating according to the provisions specified in §63.6640(f).

(1) Existing residential emergency stationary RICE located at an area source of HAP emissions that do not operate or are not contractually obligated to be available for more than 15 hours per calendar year for the purposes specified in §63.6640(f)(2)(ii) and (iii) and that do not operate for the purpose specified in §63.6640(f)(4)(ii).

(2) Existing commercial emergency stationary RICE located at an area source of HAP emissions that do not operate or are not contractually obligated to be available for more than 15 hours per calendar year for the purposes specified in §63.6640(f)(2)(ii) and (iii) and that do not operate for the purpose specified in §63.6640(f)(4)(ii).

(3) Existing institutional emergency stationary RICE located at an area source of HAP emissions that do not operate or are not contractually obligated to be available for more than 15 hours per calendar year for the purposes specified in §63.6640(f)(2)(ii) and (iii) and that do not operate for the purpose specified in §63.6640(f)(4)(ii).

[69 FR 33506, June 15, 2004, as amended at 73 FR 3603, Jan. 18, 2008; 78 FR 6700, Jan. 30, 2013]

§63.6590 What parts of my plant does this subpart cover?

This subpart applies to each affected source.

(a) *Affected source.* An affected source is any existing, new, or reconstructed stationary RICE located at a major or area source of HAP emissions, excluding stationary RICE being tested at a stationary RICE test cell/stand.

(1) *Existing stationary RICE.*

(i) For stationary RICE with a site rating of more than 500 brake horsepower (HP) located at a major source of HAP emissions, a stationary RICE is existing if you commenced construction or reconstruction of the stationary RICE before December 19, 2002.

(ii) For stationary RICE with a site rating of less than or equal to 500 brake HP located at a major source of HAP emissions, a stationary RICE is existing if you commenced construction or reconstruction of the stationary RICE before June 12, 2006.

(iii) For stationary RICE located at an area source of HAP emissions, a stationary RICE is existing if you commenced construction or reconstruction of the stationary RICE before June 12, 2006.

(iv) A change in ownership of an existing stationary RICE does not make that stationary RICE a new or reconstructed stationary RICE.

(2) *New stationary RICE.* (i) A stationary RICE with a site rating of more than 500 brake HP located at a major source of HAP emissions is new if you commenced construction of the stationary RICE on or after December 19, 2002.

(ii) A stationary RICE with a site rating of equal to or less than 500 brake HP located at a major source of HAP emissions is new if you commenced construction of the stationary RICE on or after June 12, 2006.

(iii) A stationary RICE located at an area source of HAP emissions is new if you commenced construction of the stationary RICE on or after June 12, 2006.

(3) *Reconstructed stationary RICE.* (i) A stationary RICE with a site rating of more than 500 brake HP located at a major source of HAP emissions is reconstructed if you meet the definition of reconstruction in §63.2 and reconstruction is commenced on or after December 19, 2002.

(ii) A stationary RICE with a site rating of equal to or less than 500 brake HP located at a major source of HAP emissions is reconstructed if you meet the definition of reconstruction in §63.2 and reconstruction is commenced on or after June 12, 2006.

(iii) A stationary RICE located at an area source of HAP emissions is reconstructed if you meet the definition of reconstruction in §63.2 and reconstruction is commenced on or after June 12, 2006.

(b) *Stationary RICE subject to limited requirements.* (1) An affected source which meets either of the criteria in paragraphs (b)(1)(i) through (ii) of this section does not have to meet the requirements of this subpart and of subpart A of this part except for the initial notification requirements of §63.6645(f).

(i) The stationary RICE is a new or reconstructed emergency stationary RICE with a site rating of more than 500 brake HP located at a major source of HAP emissions that does not operate or is not contractually obligated to be available for more than 15 hours per calendar year for the purposes specified in §63.6640(f)(2)(ii) and (iii).

(ii) The stationary RICE is a new or reconstructed limited use stationary RICE with a site rating of more than 500 brake HP located at a major source of HAP emissions.

(2) A new or reconstructed stationary RICE with a site rating of more than 500 brake HP located at a major source of HAP emissions which combusts landfill or digester gas equivalent to 10 percent or more of the gross heat input on an annual basis must meet the initial notification requirements of §63.6645(f) and the requirements of §§63.6625(c), 63.6650(g), and 63.6655(c). These stationary RICE do not have to meet the emission limitations and operating limitations of this subpart.

(3) The following stationary RICE do not have to meet the requirements of this subpart and of subpart A of this part, including initial notification requirements:

(i) Existing spark ignition 2 stroke lean burn (2SLB) stationary RICE with a site rating of more than 500 brake HP located at a major source of HAP emissions;

(ii) Existing spark ignition 4 stroke lean burn (4SLB) stationary RICE with a site rating of more than 500 brake HP located at a major source of HAP emissions;

(iii) Existing emergency stationary RICE with a site rating of more than 500 brake HP located at a major source of HAP emissions that does not operate or is not contractually obligated to be available for more than 15 hours per calendar year for the purposes specified in §63.6640(f)(2)(ii) and (iii).

(iv) Existing limited use stationary RICE with a site rating of more than 500 brake HP located at a major source of HAP emissions;

(v) Existing stationary RICE with a site rating of more than 500 brake HP located at a major source of HAP emissions that combusts landfill gas or digester gas equivalent to 10 percent or more of the gross heat input on an annual basis;

(c) *Stationary RICE subject to Regulations under 40 CFR Part 60.* An affected source that meets any of the criteria in paragraphs (c)(1) through (7) of this section must meet the requirements of this part by meeting the requirements of 40 CFR part 60 subpart IIII, for compression ignition engines or 40 CFR part 60 subpart JJJJ, for spark ignition engines. No further requirements apply for such engines under this part.

(1) A new or reconstructed stationary RICE located at an area source;

(2) A new or reconstructed 2SLB stationary RICE with a site rating of less than or equal to 500 brake HP located at a major source of HAP emissions;

(3) A new or reconstructed 4SLB stationary RICE with a site rating of less than 250 brake HP located at a major source of HAP emissions;

(4) A new or reconstructed spark ignition 4 stroke rich burn (4SRB) stationary RICE with a site rating of less than or equal to 500 brake HP located at a major source of HAP emissions;

(5) A new or reconstructed stationary RICE with a site rating of less than or equal to 500 brake HP located at a major source of HAP emissions which combusts landfill or digester gas equivalent to 10 percent or more of the gross heat input on an annual basis;

(6) A new or reconstructed emergency or limited use stationary RICE with a site rating of less than or equal to 500 brake HP located at a major source of HAP emissions;

(7) A new or reconstructed compression ignition (CI) stationary RICE with a site rating of less than or equal to 500 brake HP located at a major source of HAP emissions.

[69 FR 33506, June 15, 2004, as amended at 73 FR 3604, Jan. 18, 2008; 75 FR 9674, Mar. 3, 2010; 75 FR 37733, June 30, 2010; 75 FR 51588, Aug. 20, 2010; 78 FR 6700, Jan. 30, 2013]

§63.6595 When do I have to comply with this subpart?

(a) *Affected sources.* (1) If you have an existing stationary RICE, excluding existing non-emergency CI stationary RICE, with a site rating of more than 500 brake HP located at a major source of HAP emissions, you must comply with the applicable emission limitations, operating limitations and other requirements no later than June 15, 2007. If you have an existing non-emergency CI stationary RICE with a site rating of more than 500 brake HP located at a major source of HAP emissions, an existing stationary CI RICE with a site rating of less than or equal to 500 brake HP located at a major source of HAP emissions, or an existing stationary CI RICE located at an area source of HAP emissions, you must comply with the applicable emission limitations, operating limitations, and other requirements no later than May 3, 2013. If you have an existing stationary SI RICE with a site rating of less than or equal to 500 brake HP located at a major source of HAP emissions, or an existing stationary SI RICE located at an area source of HAP emissions, you must comply with the applicable emission limitations, operating limitations, and other requirements no later than October 19, 2013.

(2) If you start up your new or reconstructed stationary RICE with a site rating of more than 500 brake HP located at a major source of HAP emissions before August 16, 2004, you must comply with the applicable emission limitations and operating limitations in this subpart no later than August 16, 2004.

(3) If you start up your new or reconstructed stationary RICE with a site rating of more than 500 brake HP located at a major source of HAP emissions after August 16, 2004, you must comply with the applicable emission limitations and operating limitations in this subpart upon startup of your affected source.

(4) If you start up your new or reconstructed stationary RICE with a site rating of less than or equal to 500 brake HP located at a major source of HAP emissions before January 18, 2008, you must comply with the applicable emission limitations and operating limitations in this subpart no later than January 18, 2008.

(5) If you start up your new or reconstructed stationary RICE with a site rating of less than or equal to 500 brake HP located at a major source of HAP emissions after January 18, 2008, you must comply with the applicable emission limitations and operating limitations in this subpart upon startup of your affected source.

(6) If you start up your new or reconstructed stationary RICE located at an area source of HAP emissions before January 18, 2008, you must comply with the applicable emission limitations and operating limitations in this subpart no later than January 18, 2008.

(7) If you start up your new or reconstructed stationary RICE located at an area source of HAP emissions after January 18, 2008, you must comply with the applicable emission limitations and operating limitations in this subpart upon startup of your affected source.

(b) *Area sources that become major sources.* If you have an area source that increases its emissions or its potential to emit such that it becomes a major source of HAP, the compliance dates in paragraphs (b)(1) and (2) of this section apply to you.

(1) Any stationary RICE for which construction or reconstruction is commenced after the date when your area source becomes a major source of HAP must be in compliance with this subpart upon startup of your affected source.

(2) Any stationary RICE for which construction or reconstruction is commenced before your area source becomes a major source of HAP must be in compliance with the provisions of this subpart that are applicable to RICE located at major sources within 3 years after your area source becomes a major source of HAP.

(c) If you own or operate an affected source, you must meet the applicable notification requirements in §63.6645 and in 40 CFR part 63, subpart A.

[69 FR 33506, June 15, 2004, as amended at 73 FR 3604, Jan. 18, 2008; 75 FR 9675, Mar. 3, 2010; 75 FR 51589, Aug. 20, 2010; 78 FR 6701, Jan. 30, 2013]

EMISSION AND OPERATING LIMITATIONS

§63.6600 What emission limitations and operating limitations must I meet if I own or operate a stationary RICE with a site rating of more than 500 brake HP located at a major source of HAP emissions?

Compliance with the numerical emission limitations established in this subpart is based on the results of testing the average of three 1-hour runs using the testing requirements and procedures in §63.6620 and Table 4 to this subpart.

(a) If you own or operate an existing, new, or reconstructed spark ignition 4SRB stationary RICE with a site rating of more than 500 brake HP located at a major source of HAP emissions, you must comply with the emission limitations in Table 1a to this subpart and the operating limitations in Table 1b to this subpart which apply to you.

(b) If you own or operate a new or reconstructed 2SLB stationary RICE with a site rating of more than 500 brake HP located at major source of HAP emissions, a new or reconstructed 4SLB stationary RICE with a site rating of more than 500 brake HP located at major source of HAP emissions, or a new or reconstructed CI stationary RICE with a site rating of more than 500 brake HP located at a major source of HAP emissions, you must comply with the emission limitations in Table 2a to this subpart and the operating limitations in Table 2b to this subpart which apply to you.

(c) If you own or operate any of the following stationary RICE with a site rating of more than 500 brake HP located at a major source of HAP emissions, you do not need to comply with the emission limitations in Tables 1a, 2a, 2c, and 2d to this subpart or operating limitations in Tables 1b and 2b to this subpart: an existing 2SLB stationary RICE; an existing 4SLB stationary RICE; a stationary RICE that combusts landfill gas or digester gas equivalent to 10 percent or more of the gross heat input on an annual basis; an emergency stationary RICE; or a limited use stationary RICE.

(d) If you own or operate an existing non-emergency stationary CI RICE with a site rating of more than 500 brake HP located at a major source of HAP emissions, you must comply with the emission limitations in Table 2c to this subpart and the operating limitations in Table 2b to this subpart which apply to you.

[73 FR 3605, Jan. 18, 2008, as amended at 75 FR 9675, Mar. 3, 2010]

§63.6601 What emission limitations must I meet if I own or operate a new or reconstructed 4SLB stationary RICE with a site rating of greater than or equal to 250 brake HP and less than or equal to 500 brake HP located at a major source of HAP emissions?

Compliance with the numerical emission limitations established in this subpart is based on the results of testing the average of three 1-hour runs using the testing requirements and procedures in §63.6620 and Table 4 to this subpart. If you own or operate a new or reconstructed 4SLB stationary RICE with a site rating of greater than or equal to 250 and less than or equal to 500 brake HP located at major source of HAP emissions manufactured on or after January 1, 2008, you must comply with the emission limitations in Table 2a to this subpart and the operating limitations in Table 2b to this subpart which apply to you.

[73 FR 3605, Jan. 18, 2008, as amended at 75 FR 9675, Mar. 3, 2010; 75 FR 51589, Aug. 20, 2010]

§63.6602 What emission limitations and other requirements must I meet if I own or operate an existing stationary RICE with a site rating of equal to or less than 500 brake HP located at a major source of HAP emissions?

If you own or operate an existing stationary RICE with a site rating of equal to or less than 500 brake HP located at a major source of HAP emissions, you must comply with the emission limitations and other requirements in Table 2c to this subpart which apply to you. Compliance with the numerical emission limitations established in this subpart is based on the results of testing the average of three 1-hour runs using the testing requirements and procedures in §63.6620 and Table 4 to this subpart.

[78 FR 6701, Jan. 30, 2013]

§63.6603 What emission limitations, operating limitations, and other requirements must I meet if I own or operate an existing stationary RICE located at an area source of HAP emissions?

Compliance with the numerical emission limitations established in this subpart is based on the results of testing the average of three 1-hour runs using the testing requirements and procedures in §63.6620 and Table 4 to this subpart.

(a) If you own or operate an existing stationary RICE located at an area source of HAP emissions, you must comply with the requirements in Table 2d to this subpart and the operating limitations in Table 2b to this subpart that apply to you.

(b) If you own or operate an existing stationary non-emergency CI RICE with a site rating of more than 300 HP located at an area source of HAP that meets either paragraph (b)(1) or (2) of this section, you do not have to meet the numerical CO emission limitations specified in Table 2d of this subpart. Existing stationary non-emergency CI RICE with a site rating of more than 300 HP located at an area source of HAP that meet either paragraph (b)(1) or (2) of this section must meet the management practices that are shown for stationary non-emergency CI RICE with a site rating of less than or equal to 300 HP in Table 2d of this subpart.

(1) The area source is located in an area of Alaska that is not accessible by the Federal Aid Highway System (FAHS).

(2) The stationary RICE is located at an area source that meets paragraphs (b)(2)(i), (ii), and (iii) of this section.

(i) The only connection to the FAHS is through the Alaska Marine Highway System (AMHS), or the stationary RICE operation is within an isolated grid in Alaska that is not connected to the statewide electrical grid referred to as the Alaska Railbelt Grid.

(ii) At least 10 percent of the power generated by the stationary RICE on an annual basis is used for residential purposes.

(iii) The generating capacity of the area source is less than 12 megawatts, or the stationary RICE is used exclusively for backup power for renewable energy.

(c) If you own or operate an existing stationary non-emergency CI RICE with a site rating of more than 300 HP located on an offshore vessel that is an area source of HAP and is a nonroad vehicle that is an Outer Continental Shelf (OCS) source as defined in 40 CFR 55.2, you do not have to meet the

numerical CO emission limitations specified in Table 2d of this subpart. You must meet all of the following management practices:

(1) Change oil every 1,000 hours of operation or annually, whichever comes first. Sources have the option to utilize an oil analysis program as described in §63.6625(i) in order to extend the specified oil change requirement.

(2) Inspect and clean air filters every 750 hours of operation or annually, whichever comes first, and replace as necessary.

(3) Inspect fuel filters and belts, if installed, every 750 hours of operation or annually, whichever comes first, and replace as necessary.

(4) Inspect all flexible hoses every 1,000 hours of operation or annually, whichever comes first, and replace as necessary.

(d) If you own or operate an existing non-emergency CI RICE with a site rating of more than 300 HP located at an area source of HAP emissions that is certified to the Tier 1 or Tier 2 emission standards in Table 1 of 40 CFR 89.112 and that is subject to an enforceable state or local standard that requires the engine to be replaced no later than June 1, 2018, you may until January 1, 2015, or 12 years after the installation date of the engine (whichever is later), but not later than June 1, 2018, choose to comply with the management practices that are shown for stationary non-emergency CI RICE with a site rating of less than or equal to 300 HP in Table 2d of this subpart instead of the applicable emission limitations in Table 2d, operating limitations in Table 2b, and crankcase ventilation system requirements in §63.6625(g). You must comply with the emission limitations in Table 2d and operating limitations in Table 2b that apply for non-emergency CI RICE with a site rating of more than 300 HP located at an area source of HAP emissions by January 1, 2015, or 12 years after the installation date of the engine (whichever is later), but not later than June 1, 2018. You must also comply with the crankcase ventilation system requirements in §63.6625(g) by January 1, 2015, or 12 years after the installation date of the engine (whichever is later), but not later than June 1, 2018.

(e) If you own or operate an existing non-emergency CI RICE with a site rating of more than 300 HP located at an area source of HAP emissions that is certified to the Tier 3 (Tier 2 for engines above 560 kilowatt (kW)) emission standards in Table 1 of 40 CFR 89.112, you may comply with the requirements under this part by meeting the requirements for Tier 3 engines (Tier 2 for engines above 560 kW) in 40 CFR part 60 subpart IIII instead of the emission limitations and other requirements that would otherwise apply under this part for existing non-emergency CI RICE with a site rating of more than 300 HP located at an area source of HAP emissions.

(f) An existing non-emergency SI 4SLB and 4SRB stationary RICE with a site rating of more than 500 HP located at area sources of HAP must meet the definition of remote stationary RICE in §63.6675 on the initial compliance date for the engine, October 19, 2013, in order to be considered a remote stationary RICE under this subpart. Owners and operators of existing non-emergency SI 4SLB and 4SRB stationary RICE with a site rating of more than 500 HP located at area sources of HAP that meet the definition of remote stationary RICE in §63.6675 of this subpart as of October 19, 2013 must evaluate the status of their stationary RICE every 12 months. Owners and operators must keep records of the initial and annual evaluation of the status of the engine. If the evaluation indicates that the stationary RICE no longer meets the definition of remote stationary RICE in §63.6675 of this subpart, the owner or operator must comply with all of the requirements for existing non-emergency SI 4SLB and 4SRB stationary RICE with a site rating of more than 500 HP located at area sources of HAP that are not remote stationary RICE within 1 year of the evaluation.

[75 FR 9675, Mar. 3, 2010, as amended at 75 FR 51589, Aug. 20, 2010; 76 FR 12866, Mar. 9, 2011; 78 FR 6701, Jan. 30, 2013]

§63.6604 What fuel requirements must I meet if I own or operate a stationary CI RICE?

(a) If you own or operate an existing non-emergency, non-black start CI stationary RICE with a site rating of more than 300 brake HP with a displacement of less than 30 liters per cylinder that uses diesel fuel, you must use diesel fuel that meets the requirements in 40 CFR 80.510(b) for nonroad diesel fuel.

(b) Beginning January 1, 2015, if you own or operate an existing emergency CI stationary RICE with a site rating of more than 100 brake HP and a displacement of less than 30 liters per cylinder that uses diesel fuel and operates or is contractually obligated to be available for more than 15 hours per calendar year for the purposes specified in §63.6640(f)(2)(ii) and (iii) or that operates for the purpose specified in §63.6640(f)(4)(ii), you must use diesel fuel that meets the requirements in 40 CFR 80.510(b) for nonroad diesel fuel, except that any existing diesel fuel purchased (or otherwise obtained) prior to January 1, 2015, may be used until depleted.

(c) Beginning January 1, 2015, if you own or operate a new emergency CI stationary RICE with a site rating of more than 500 brake HP and a displacement of less than 30 liters per cylinder located at a major source of HAP that uses diesel fuel and operates or is contractually obligated to be available for more than 15 hours per calendar year for the purposes specified in §63.6640(f)(2)(ii) and (iii), you must use diesel fuel that meets the requirements in 40 CFR 80.510(b) for nonroad diesel fuel, except that any existing diesel fuel purchased (or otherwise obtained) prior to January 1, 2015, may be used until depleted.

(d) Existing CI stationary RICE located in Guam, American Samoa, the Commonwealth of the Northern Mariana Islands, at area sources in areas of Alaska that meet either §63.6603(b)(1) or §63.6603(b)(2), or are on offshore vessels that meet §63.6603(c) are exempt from the requirements of this section.

[78 FR 6702, Jan. 30, 2013]

GENERAL COMPLIANCE REQUIREMENTS

§63.6605 What are my general requirements for complying with this subpart?

(a) You must be in compliance with the emission limitations, operating limitations, and other requirements in this subpart that apply to you at all times.

(b) At all times you must operate and maintain any affected source, including associated air pollution control equipment and monitoring equipment, in a manner consistent with safety and good air pollution control practices for minimizing emissions. The general duty to minimize emissions does not require you to make any further efforts to reduce emissions if levels required by this standard have been achieved. Determination of whether such operation and maintenance procedures are being used will be based on information available to the Administrator which may include, but is not limited to, monitoring results, review of operation and maintenance procedures, review of operation and maintenance records, and inspection of the source.

[75 FR 9675, Mar. 3, 2010, as amended at 78 FR 6702, Jan. 30, 2013]

TESTING AND INITIAL COMPLIANCE REQUIREMENTS

§63.6610 By what date must I conduct the initial performance tests or other initial compliance demonstrations if I own or operate a stationary RICE with a site rating of more than 500 brake HP located at a major source of HAP emissions?

If you own or operate a stationary RICE with a site rating of more than 500 brake HP located at a major source of HAP emissions you are subject to the requirements of this section.

(a) You must conduct the initial performance test or other initial compliance demonstrations in Table 4 to this subpart that apply to you within 180 days after the compliance date that is specified for your stationary RICE in §63.6595 and according to the provisions in §63.7(a)(2).

(b) If you commenced construction or reconstruction between December 19, 2002 and June 15, 2004 and own or operate stationary RICE with a site rating of more than 500 brake HP located at a major source of HAP emissions, you must demonstrate initial compliance with either the proposed emission limitations or the promulgated emission limitations no later than February 10, 2005 or no later than 180 days after startup of the source, whichever is later, according to §63.7(a)(2)(ix).

(c) If you commenced construction or reconstruction between December 19, 2002 and June 15, 2004 and own or operate stationary RICE with a site rating of more than 500 brake HP located at a major source of HAP emissions, and you chose to comply with the proposed emission limitations when demonstrating initial compliance, you must conduct a second performance test to demonstrate compliance with the promulgated emission limitations by December 13, 2007 or after startup of the source, whichever is later, according to §63.7(a)(2)(ix).

(d) An owner or operator is not required to conduct an initial performance test on units for which a performance test has been previously conducted, but the test must meet all of the conditions described in paragraphs (d)(1) through (5) of this section.

(1) The test must have been conducted using the same methods specified in this subpart, and these methods must have been followed correctly.

(2) The test must not be older than 2 years.

(3) The test must be reviewed and accepted by the Administrator.

(4) Either no process or equipment changes must have been made since the test was performed, or the owner or operator must be able to demonstrate that the results of the performance test, with or without adjustments, reliably demonstrate compliance despite process or equipment changes.

(5) The test must be conducted at any load condition within plus or minus 10 percent of 100 percent load.

[69 FR 33506, June 15, 2004, as amended at 73 FR 3605, Jan. 18, 2008]

§63.6611 By what date must I conduct the initial performance tests or other initial compliance demonstrations if I own or operate a new or reconstructed 4SLB SI stationary RICE with a site rating of greater than or equal to 250 and less than or equal to 500 brake HP located at a major source of HAP emissions?

If you own or operate a new or reconstructed 4SLB stationary RICE with a site rating of greater than or equal to 250 and less than or equal to 500 brake HP located at a major source of HAP emissions, you must conduct an initial performance test within 240 days after the compliance date that is specified for your stationary RICE in §63.6595 and according to the provisions specified in Table 4 to this subpart, as appropriate.

[73 FR 3605, Jan. 18, 2008, as amended at 75 FR 51589, Aug. 20, 2010]

§63.6612 By what date must I conduct the initial performance tests or other initial compliance demonstrations if I own or operate an existing stationary RICE with a site rating of less than or equal to 500 brake HP located at a major source of HAP emissions or an existing stationary RICE located at an area source of HAP emissions?

If you own or operate an existing stationary RICE with a site rating of less than or equal to 500 brake HP located at a major source of HAP emissions or an existing stationary RICE located at an area source of HAP emissions you are subject to the requirements of this section.

(a) You must conduct any initial performance test or other initial compliance demonstration according to Tables 4 and 5 to this subpart that apply to you within 180 days after the compliance date that is specified for your stationary RICE in §63.6595 and according to the provisions in §63.7(a)(2).

(b) An owner or operator is not required to conduct an initial performance test on a unit for which a performance test has been previously conducted, but the test must meet all of the conditions described in paragraphs (b)(1) through (4) of this section.

(1) The test must have been conducted using the same methods specified in this subpart, and these methods must have been followed correctly.

(2) The test must not be older than 2 years.

(3) The test must be reviewed and accepted by the Administrator.

(4) Either no process or equipment changes must have been made since the test was performed, or the owner or operator must be able to demonstrate that the results of the performance test, with or without adjustments, reliably demonstrate compliance despite process or equipment changes.

[75 FR 9676, Mar. 3, 2010, as amended at 75 FR 51589, Aug. 20, 2010]

§63.6615 When must I conduct subsequent performance tests?

If you must comply with the emission limitations and operating limitations, you must conduct subsequent performance tests as specified in Table 3 of this subpart.

§63.6620 What performance tests and other procedures must I use?

(a) You must conduct each performance test in Tables 3 and 4 of this subpart that applies to you.

(b) Each performance test must be conducted according to the requirements that this subpart specifies in Table 4 to this subpart. If you own or operate a non-operational stationary RICE that is subject to performance testing, you do not need to start up the engine solely to conduct the performance test. Owners and operators of a non-operational engine can conduct the performance test when the engine is started up again. The test must be conducted at any load condition within plus or minus 10 percent of 100 percent load for the stationary RICE listed in paragraphs (b)(1) through (4) of this section.

(1) Non-emergency 4SRB stationary RICE with a site rating of greater than 500 brake HP located at a major source of HAP emissions.

(2) New non-emergency 4SLB stationary RICE with a site rating of greater than or equal to 250 brake HP located at a major source of HAP emissions.

(3) New non-emergency 2SLB stationary RICE with a site rating of greater than 500 brake HP located at a major source of HAP emissions.

(4) New non-emergency CI stationary RICE with a site rating of greater than 500 brake HP located at a major source of HAP emissions.

(c) [Reserved]

(d) You must conduct three separate test runs for each performance test required in this section, as specified in §63.7(e)(3). Each test run must last at least 1 hour, unless otherwise specified in this subpart.

(e)(1) You must use Equation 1 of this section to determine compliance with the percent reduction requirement:

$$\frac{C_i - C_o}{C_i} \times 100 = R \quad (\text{Eq. 1})$$

Where:

C_i = concentration of carbon monoxide (CO), total hydrocarbons (THC), or formaldehyde at the control device inlet,

C_o = concentration of CO, THC, or formaldehyde at the control device outlet, and

R = percent reduction of CO, THC, or formaldehyde emissions.

(2) You must normalize the CO, THC, or formaldehyde concentrations at the inlet and outlet of the control device to a dry basis and to 15 percent oxygen, or an equivalent percent carbon dioxide (CO₂). If pollutant concentrations are to be corrected to 15 percent oxygen and CO₂ concentration is measured in lieu of oxygen concentration measurement, a CO₂ correction factor is needed. Calculate the CO₂ correction factor as described in paragraphs (e)(2)(i) through (iii) of this section.

(i) Calculate the fuel-specific F_o value for the fuel burned during the test using values obtained from Method 19, Section 5.2, and the following equation:

$$F_o = \frac{0.209 F_d}{F_c} \quad (\text{Eq. 2})$$

Where:

F_o = Fuel factor based on the ratio of oxygen volume to the ultimate CO₂ volume produced by the fuel at zero percent excess air.

0.209 = Fraction of air that is oxygen, percent/100.

F_d = Ratio of the volume of dry effluent gas to the gross calorific value of the fuel from Method 19, dsm³/J (dscf/10⁶ Btu).

F_c = Ratio of the volume of CO₂ produced to the gross calorific value of the fuel from Method 19, dsm³/J (dscf/10⁶ Btu)

(ii) Calculate the CO₂ correction factor for correcting measurement data to 15 percent O₂, as follows:

$$X_{CO2} = \frac{5.9}{F_o} \quad (\text{Eq. 3})$$

Where:

X_{CO_2} = CO₂ correction factor, percent.

5.9 = 20.9 percent O₂—15 percent O₂, the defined O₂ correction value, percent.

(iii) Calculate the CO, THC, and formaldehyde gas concentrations adjusted to 15 percent O₂ using CO₂ as follows:

$$C_{adj} = C_d \frac{X_{CO_2}}{\%CO_2} \quad (Eq. 4)$$

Where:

C_{adj} = Calculated concentration of CO, THC, or formaldehyde adjusted to 15 percent O₂

C_d = Measured concentration of CO, THC, or formaldehyde, uncorrected.

X_{CO_2} = CO₂ correction factor, percent.

%CO₂ = Measured CO₂ concentration measured, dry basis, percent.

(f) If you comply with the emission limitation to reduce CO and you are not using an oxidation catalyst, if you comply with the emission limitation to reduce formaldehyde and you are not using NSCR, or if you comply with the emission limitation to limit the concentration of formaldehyde in the stationary RICE exhaust and you are not using an oxidation catalyst or NSCR, you must petition the Administrator for operating limitations to be established during the initial performance test and continuously monitored thereafter; or for approval of no operating limitations. You must not conduct the initial performance test until after the petition has been approved by the Administrator.

(g) If you petition the Administrator for approval of operating limitations, your petition must include the information described in paragraphs (g)(1) through (5) of this section.

(1) Identification of the specific parameters you propose to use as operating limitations;

(2) A discussion of the relationship between these parameters and HAP emissions, identifying how HAP emissions change with changes in these parameters, and how limitations on these parameters will serve to limit HAP emissions;

(3) A discussion of how you will establish the upper and/or lower values for these parameters which will establish the limits on these parameters in the operating limitations;

(4) A discussion identifying the methods you will use to measure and the instruments you will use to monitor these parameters, as well as the relative accuracy and precision of these methods and instruments; and

(5) A discussion identifying the frequency and methods for recalibrating the instruments you will use for monitoring these parameters.

(h) If you petition the Administrator for approval of no operating limitations, your petition must include the information described in paragraphs (h)(1) through (7) of this section.

(1) Identification of the parameters associated with operation of the stationary RICE and any emission control device which could change intentionally (e.g., operator adjustment, automatic controller adjustment, etc.) or unintentionally (e.g., wear and tear, error, etc.) on a routine basis or over time;

(2) A discussion of the relationship, if any, between changes in the parameters and changes in HAP emissions;

(3) For the parameters which could change in such a way as to increase HAP emissions, a discussion of whether establishing limitations on the parameters would serve to limit HAP emissions;

(4) For the parameters which could change in such a way as to increase HAP emissions, a discussion of how you could establish upper and/or lower values for the parameters which would establish limits on the parameters in operating limitations;

(5) For the parameters, a discussion identifying the methods you could use to measure them and the instruments you could use to monitor them, as well as the relative accuracy and precision of the methods and instruments;

(6) For the parameters, a discussion identifying the frequency and methods for recalibrating the instruments you could use to monitor them; and

(7) A discussion of why, from your point of view, it is infeasible or unreasonable to adopt the parameters as operating limitations.

(i) The engine percent load during a performance test must be determined by documenting the calculations, assumptions, and measurement devices used to measure or estimate the percent load in a specific application. A written report of the average percent load determination must be included in the notification of compliance status. The following information must be included in the written report: the engine model number, the engine manufacturer, the year of purchase, the manufacturer's site-rated brake horsepower, the ambient temperature, pressure, and humidity during the performance test, and all assumptions that were made to estimate or calculate percent load during the performance test must be clearly explained. If measurement devices such as flow meters, kilowatt meters, beta analyzers, stain gauges, etc. are used, the model number of the measurement device, and an estimate of its accurate in percentage of true value must be provided.

[69 FR 33506, June 15, 2004, as amended at 75 FR 9676, Mar. 3, 2010; 78 FR 6702, Jan. 30, 2013]

§63.6625 What are my monitoring, installation, collection, operation, and maintenance requirements?

(a) If you elect to install a CEMS as specified in Table 5 of this subpart, you must install, operate, and maintain a CEMS to monitor CO and either O₂ or CO₂ according to the requirements in paragraphs (a)(1) through (4) of this section. If you are meeting a requirement to reduce CO emissions, the CEMS must be installed at both the inlet and outlet of the control device. If you are meeting a requirement to limit the concentration of CO, the CEMS must be installed at the outlet of the control device.

(1) Each CEMS must be installed, operated, and maintained according to the applicable performance specifications of 40 CFR part 60, appendix B.

(2) You must conduct an initial performance evaluation and an annual relative accuracy test audit (RATA) of each CEMS according to the requirements in §63.8 and according to the applicable performance specifications of 40 CFR part 60, appendix B as well as daily and periodic data quality checks in accordance with 40 CFR part 60, appendix F, procedure 1.

(3) As specified in §63.8(c)(4)(ii), each CEMS must complete a minimum of one cycle of operation (sampling, analyzing, and data recording) for each successive 15-minute period. You must have at least two data points, with each representing a different 15-minute period, to have a valid hour of data.

(4) The CEMS data must be reduced as specified in §63.8(g)(2) and recorded in parts per million or parts per billion (as appropriate for the applicable limitation) at 15 percent oxygen or the equivalent CO₂ concentration.

(b) If you are required to install a continuous parameter monitoring system (CPMS) as specified in Table 5 of this subpart, you must install, operate, and maintain each CPMS according to the requirements in paragraphs (b)(1) through (6) of this section. For an affected source that is complying with the emission limitations and operating limitations on March 9, 2011, the requirements in paragraph (b) of this section are applicable September 6, 2011.

(1) You must prepare a site-specific monitoring plan that addresses the monitoring system design, data collection, and the quality assurance and quality control elements outlined in paragraphs (b)(1)(i) through (v) of this section and in §63.8(d). As specified in §63.8(f)(4), you may request approval of monitoring system quality assurance and quality control procedures alternative to those specified in paragraphs (b)(1) through (5) of this section in your site-specific monitoring plan.

(i) The performance criteria and design specifications for the monitoring system equipment, including the sample interface, detector signal analyzer, and data acquisition and calculations;

(ii) Sampling interface (*e.g.*, thermocouple) location such that the monitoring system will provide representative measurements;

(iii) Equipment performance evaluations, system accuracy audits, or other audit procedures;

(iv) Ongoing operation and maintenance procedures in accordance with provisions in §63.8(c)(1)(ii) and (c)(3); and

(v) Ongoing reporting and recordkeeping procedures in accordance with provisions in §63.10(c), (e)(1), and (e)(2)(i).

(2) You must install, operate, and maintain each CPMS in continuous operation according to the procedures in your site-specific monitoring plan.

(3) The CPMS must collect data at least once every 15 minutes (see also §63.6635).

(4) For a CPMS for measuring temperature range, the temperature sensor must have a minimum tolerance of 2.8 degrees Celsius (5 degrees Fahrenheit) or 1 percent of the measurement range, whichever is larger.

(5) You must conduct the CPMS equipment performance evaluation, system accuracy audits, or other audit procedures specified in your site-specific monitoring plan at least annually.

(6) You must conduct a performance evaluation of each CPMS in accordance with your site-specific monitoring plan.

(c) If you are operating a new or reconstructed stationary RICE which fires landfill gas or digester gas equivalent to 10 percent or more of the gross heat input on an annual basis, you must monitor and record your fuel usage daily with separate fuel meters to measure the volumetric flow rate of each fuel. In addition, you must operate your stationary RICE in a manner which reasonably minimizes HAP emissions.

(d) If you are operating a new or reconstructed emergency 4SLB stationary RICE with a site rating of greater than or equal to 250 and less than or equal to 500 brake HP located at a major source of HAP emissions, you must install a non-resettable hour meter prior to the startup of the engine.

(e) If you own or operate any of the following stationary RICE, you must operate and maintain the stationary RICE and after-treatment control device (if any) according to the manufacturer's emission-related written instructions or develop your own maintenance plan which must provide to the extent practicable for the maintenance and operation of the engine in a manner consistent with good air pollution control practice for minimizing emissions:

(1) An existing stationary RICE with a site rating of less than 100 HP located at a major source of HAP emissions;

(2) An existing emergency or black start stationary RICE with a site rating of less than or equal to 500 HP located at a major source of HAP emissions;

(3) An existing emergency or black start stationary RICE located at an area source of HAP emissions;

(4) An existing non-emergency, non-black start stationary CI RICE with a site rating less than or equal to 300 HP located at an area source of HAP emissions;

(5) An existing non-emergency, non-black start 2SLB stationary RICE located at an area source of HAP emissions;

(6) An existing non-emergency, non-black start stationary RICE located at an area source of HAP emissions which combusts landfill or digester gas equivalent to 10 percent or more of the gross heat input on an annual basis.

(7) An existing non-emergency, non-black start 4SLB stationary RICE with a site rating less than or equal to 500 HP located at an area source of HAP emissions;

(8) An existing non-emergency, non-black start 4SRB stationary RICE with a site rating less than or equal to 500 HP located at an area source of HAP emissions;

(9) An existing, non-emergency, non-black start 4SLB stationary RICE with a site rating greater than 500 HP located at an area source of HAP emissions that is operated 24 hours or less per calendar year; and

(10) An existing, non-emergency, non-black start 4SRB stationary RICE with a site rating greater than 500 HP located at an area source of HAP emissions that is operated 24 hours or less per calendar year.

(f) If you own or operate an existing emergency stationary RICE with a site rating of less than or equal to 500 brake HP located at a major source of HAP emissions or an existing emergency stationary RICE located at an area source of HAP emissions, you must install a non-resettable hour meter if one is not already installed.

(g) If you own or operate an existing non-emergency, non-black start CI engine greater than or equal to 300 HP that is not equipped with a closed crankcase ventilation system, you must comply with either paragraph (g)(1) or paragraph (2) of this section. Owners and operators must follow the manufacturer's specified maintenance requirements for operating and maintaining the open or closed crankcase ventilation systems and replacing the crankcase filters, or can request the Administrator to

approve different maintenance requirements that are as protective as manufacturer requirements. Existing CI engines located at area sources in areas of Alaska that meet either §63.6603(b)(1) or §63.6603(b)(2) do not have to meet the requirements of this paragraph (g). Existing CI engines located on offshore vessels that meet §63.6603(c) do not have to meet the requirements of this paragraph (g).

(1) Install a closed crankcase ventilation system that prevents crankcase emissions from being emitted to the atmosphere, or

(2) Install an open crankcase filtration emission control system that reduces emissions from the crankcase by filtering the exhaust stream to remove oil mist, particulates and metals.

(h) If you operate a new, reconstructed, or existing stationary engine, you must minimize the engine's time spent at idle during startup and minimize the engine's startup time to a period needed for appropriate and safe loading of the engine, not to exceed 30 minutes, after which time the emission standards applicable to all times other than startup in Tables 1a, 2a, 2c, and 2d to this subpart apply.

(i) If you own or operate a stationary CI engine that is subject to the work, operation or management practices in items 1 or 2 of Table 2c to this subpart or in items 1 or 4 of Table 2d to this subpart, you have the option of utilizing an oil analysis program in order to extend the specified oil change requirement in Tables 2c and 2d to this subpart. The oil analysis must be performed at the same frequency specified for changing the oil in Table 2c or 2d to this subpart. The analysis program must at a minimum analyze the following three parameters: Total Base Number, viscosity, and percent water content. The condemning limits for these parameters are as follows: Total Base Number is less than 30 percent of the Total Base Number of the oil when new; viscosity of the oil has changed by more than 20 percent from the viscosity of the oil when new; or percent water content (by volume) is greater than 0.5. If all of these condemning limits are not exceeded, the engine owner or operator is not required to change the oil. If any of the limits are exceeded, the engine owner or operator must change the oil within 2 business days of receiving the results of the analysis; if the engine is not in operation when the results of the analysis are received, the engine owner or operator must change the oil within 2 business days or before commencing operation, whichever is later. The owner or operator must keep records of the parameters that are analyzed as part of the program, the results of the analysis, and the oil changes for the engine. The analysis program must be part of the maintenance plan for the engine.

(j) If you own or operate a stationary SI engine that is subject to the work, operation or management practices in items 6, 7, or 8 of Table 2c to this subpart or in items 5, 6, 7, 9, or 11 of Table 2d to this subpart, you have the option of utilizing an oil analysis program in order to extend the specified oil change requirement in Tables 2c and 2d to this subpart. The oil analysis must be performed at the same frequency specified for changing the oil in Table 2c or 2d to this subpart. The analysis program must at a minimum analyze the following three parameters: Total Acid Number, viscosity, and percent water content. The condemning limits for these parameters are as follows: Total Acid Number increases by more than 3.0 milligrams of potassium hydroxide (KOH) per gram from Total Acid Number of the oil when new; viscosity of the oil has changed by more than 20 percent from the viscosity of the oil when new; or percent water content (by volume) is greater than 0.5. If all of these condemning limits are not exceeded, the engine owner or operator is not required to change the oil. If any of the limits are exceeded, the engine owner or operator must change the oil within 2 business days of receiving the results of the analysis; if the engine is not in operation when the results of the analysis are received, the engine owner or operator must change the oil within 2 business days or before commencing operation, whichever is later. The owner or operator must keep records of the parameters that are analyzed as part of the program, the results of the analysis, and the oil changes for the engine. The analysis program must be part of the maintenance plan for the engine.

[69 FR 33506, June 15, 2004, as amended at 73 FR 3606, Jan. 18, 2008; 75 FR 9676, Mar. 3, 2010; 75 FR 51589, Aug. 20, 2010; 76 FR 12866, Mar. 9, 2011; 78 FR 6703, Jan. 30, 2013]

§63.6630 How do I demonstrate initial compliance with the emission limitations, operating limitations, and other requirements?

(a) You must demonstrate initial compliance with each emission limitation, operating limitation, and other requirement that applies to you according to Table 5 of this subpart.

(b) During the initial performance test, you must establish each operating limitation in Tables 1b and 2b of this subpart that applies to you.

(c) You must submit the Notification of Compliance Status containing the results of the initial compliance demonstration according to the requirements in §63.6645.

(d) Non-emergency 4SRB stationary RICE complying with the requirement to reduce formaldehyde emissions by 76 percent or more can demonstrate initial compliance with the formaldehyde emission limit by testing for THC instead of formaldehyde. The testing must be conducted according to the requirements in Table 4 of this subpart. The average reduction of emissions of THC determined from the performance test must be equal to or greater than 30 percent.

(e) The initial compliance demonstration required for existing non-emergency 4SLB and 4SRB stationary RICE with a site rating of more than 500 HP located at an area source of HAP that are not remote stationary RICE and that are operated more than 24 hours per calendar year must be conducted according to the following requirements:

(1) The compliance demonstration must consist of at least three test runs.

(2) Each test run must be of at least 15 minute duration, except that each test conducted using the method in appendix A to this subpart must consist of at least one measurement cycle and include at least 2 minutes of test data phase measurement.

(3) If you are demonstrating compliance with the CO concentration or CO percent reduction requirement, you must measure CO emissions using one of the CO measurement methods specified in Table 4 of this subpart, or using appendix A to this subpart.

(4) If you are demonstrating compliance with the THC percent reduction requirement, you must measure THC emissions using Method 25A, reported as propane, of 40 CFR part 60, appendix A.

(5) You must measure O₂ using one of the O₂ measurement methods specified in Table 4 of this subpart. Measurements to determine O₂ concentration must be made at the same time as the measurements for CO or THC concentration.

(6) If you are demonstrating compliance with the CO or THC percent reduction requirement, you must measure CO or THC emissions and O₂ emissions simultaneously at the inlet and outlet of the control device.

[69 FR 33506, June 15, 2004, as amended at 78 FR 6704, Jan. 30, 2013]

CONTINUOUS COMPLIANCE REQUIREMENTS

§63.6635 How do I monitor and collect data to demonstrate continuous compliance?

(a) If you must comply with emission and operating limitations, you must monitor and collect data according to this section.

(b) Except for monitor malfunctions, associated repairs, required performance evaluations, and required quality assurance or control activities, you must monitor continuously at all times that the stationary RICE is operating. A monitoring malfunction is any sudden, infrequent, not reasonably preventable failure of the monitoring to provide valid data. Monitoring failures that are caused in part by poor maintenance or careless operation are not malfunctions.

(c) You may not use data recorded during monitoring malfunctions, associated repairs, and required quality assurance or control activities in data averages and calculations used to report emission or operating levels. You must, however, use all the valid data collected during all other periods.

[69 FR 33506, June 15, 2004, as amended at 76 FR 12867, Mar. 9, 2011]

§63.6640 How do I demonstrate continuous compliance with the emission limitations, operating limitations, and other requirements?

(a) You must demonstrate continuous compliance with each emission limitation, operating limitation, and other requirements in Tables 1a and 1b, Tables 2a and 2b, Table 2c, and Table 2d to this subpart that apply to you according to methods specified in Table 6 to this subpart.

(b) You must report each instance in which you did not meet each emission limitation or operating limitation in Tables 1a and 1b, Tables 2a and 2b, Table 2c, and Table 2d to this subpart that apply to you. These instances are deviations from the emission and operating limitations in this subpart. These deviations must be reported according to the requirements in §63.6650. If you change your catalyst, you must reestablish the values of the operating parameters measured during the initial performance test. When you reestablish the values of your operating parameters, you must also conduct a performance test to demonstrate that you are meeting the required emission limitation applicable to your stationary RICE.

(c) The annual compliance demonstration required for existing non-emergency 4SLB and 4SRB stationary RICE with a site rating of more than 500 HP located at an area source of HAP that are not remote stationary RICE and that are operated more than 24 hours per calendar year must be conducted according to the following requirements:

(1) The compliance demonstration must consist of at least one test run.

(2) Each test run must be of at least 15 minute duration, except that each test conducted using the method in appendix A to this subpart must consist of at least one measurement cycle and include at least 2 minutes of test data phase measurement.

(3) If you are demonstrating compliance with the CO concentration or CO percent reduction requirement, you must measure CO emissions using one of the CO measurement methods specified in Table 4 of this subpart, or using appendix A to this subpart.

(4) If you are demonstrating compliance with the THC percent reduction requirement, you must measure THC emissions using Method 25A, reported as propane, of 40 CFR part 60, appendix A.

(5) You must measure O₂ using one of the O₂ measurement methods specified in Table 4 of this subpart. Measurements to determine O₂ concentration must be made at the same time as the measurements for CO or THC concentration.

(6) If you are demonstrating compliance with the CO or THC percent reduction requirement, you must measure CO or THC emissions and O₂ emissions simultaneously at the inlet and outlet of the control device.

(7) If the results of the annual compliance demonstration show that the emissions exceed the levels specified in Table 6 of this subpart, the stationary RICE must be shut down as soon as safely possible, and appropriate corrective action must be taken (e.g., repairs, catalyst cleaning, catalyst replacement). The stationary RICE must be retested within 7 days of being restarted and the emissions must meet the levels specified in Table 6 of this subpart. If the retest shows that the emissions continue to exceed the specified levels, the stationary RICE must again be shut down as soon as safely possible, and the stationary RICE may not operate, except for purposes of startup and testing, until the owner/operator demonstrates through testing that the emissions do not exceed the levels specified in Table 6 of this subpart.

(d) For new, reconstructed, and rebuilt stationary RICE, deviations from the emission or operating limitations that occur during the first 200 hours of operation from engine startup (engine burn-in period) are not violations. Rebuilt stationary RICE means a stationary RICE that has been rebuilt as that term is defined in 40 CFR 94.11(a).

(e) You must also report each instance in which you did not meet the requirements in Table 8 to this subpart that apply to you. If you own or operate a new or reconstructed stationary RICE with a site rating of less than or equal to 500 brake HP located at a major source of HAP emissions (except new or reconstructed 4SLB engines greater than or equal to 250 and less than or equal to 500 brake HP), a new or reconstructed stationary RICE located at an area source of HAP emissions, or any of the following RICE with a site rating of more than 500 brake HP located at a major source of HAP emissions, you do not need to comply with the requirements in Table 8 to this subpart: An existing 2SLB stationary RICE, an existing 4SLB stationary RICE, an existing emergency stationary RICE, an existing limited use stationary RICE, or an existing stationary RICE which fires landfill gas or digester gas equivalent to 10 percent or more of the gross heat input on an annual basis. If you own or operate any of the following RICE with a site rating of more than 500 brake HP located at a major source of HAP emissions, you do not need to comply with the requirements in Table 8 to this subpart, except for the initial notification requirements: a new or reconstructed stationary RICE that combusts landfill gas or digester gas equivalent to 10 percent or more of the gross heat input on an annual basis, a new or reconstructed emergency stationary RICE, or a new or reconstructed limited use stationary RICE.

(f) If you own or operate an emergency stationary RICE, you must operate the emergency stationary RICE according to the requirements in paragraphs (f)(1) through (4) of this section. In order for the engine to be considered an emergency stationary RICE under this subpart, any operation other than emergency operation, maintenance and testing, emergency demand response, and operation in non-emergency situations for 50 hours per year, as described in paragraphs (f)(1) through (4) of this section, is prohibited. If you do not operate the engine according to the requirements in paragraphs (f)(1) through (4) of this section, the engine will not be considered an emergency engine under this subpart and must meet all requirements for non-emergency engines.

(1) There is no time limit on the use of emergency stationary RICE in emergency situations.

(2) You may operate your emergency stationary RICE for any combination of the purposes specified in paragraphs (f)(2)(i) through (iii) of this section for a maximum of 100 hours per calendar year. Any operation for non-emergency situations as allowed by paragraphs (f)(3) and (4) of this section counts as part of the 100 hours per calendar year allowed by this paragraph (f)(2).

(i) Emergency stationary RICE may be operated for maintenance checks and readiness testing, provided that the tests are recommended by federal, state or local government, the manufacturer, the vendor, the regional transmission organization or equivalent balancing authority and transmission operator, or the insurance company associated with the engine. The owner or operator may petition the Administrator for approval of additional hours to be used for maintenance checks and readiness testing, but a petition is not required if the owner or operator maintains records indicating that federal, state, or local standards require maintenance and testing of emergency RICE beyond 100 hours per calendar year.

(ii) Emergency stationary RICE may be operated for emergency demand response for periods in which the Reliability Coordinator under the North American Electric Reliability Corporation (NERC) Reliability Standard EOP-002-3, Capacity and Energy Emergencies (incorporated by reference, see §63.14), or other authorized entity as determined by the Reliability Coordinator, has declared an Energy Emergency Alert Level 2 as defined in the NERC Reliability Standard EOP-002-3.

(iii) Emergency stationary RICE may be operated for periods where there is a deviation of voltage or frequency of 5 percent or greater below standard voltage or frequency.

(3) Emergency stationary RICE located at major sources of HAP may be operated for up to 50 hours per calendar year in non-emergency situations. The 50 hours of operation in non-emergency situations are counted as part of the 100 hours per calendar year for maintenance and testing and emergency demand response provided in paragraph (f)(2) of this section. The 50 hours per year for non-emergency situations cannot be used for peak shaving or non-emergency demand response, or to generate income for a facility to supply power to an electric grid or otherwise supply power as part of a financial arrangement with another entity.

(4) Emergency stationary RICE located at area sources of HAP may be operated for up to 50 hours per calendar year in non-emergency situations. The 50 hours of operation in non-emergency situations are counted as part of the 100 hours per calendar year for maintenance and testing and emergency demand response provided in paragraph (f)(2) of this section. Except as provided in paragraphs (f)(4)(i) and (ii) of this section, the 50 hours per year for non-emergency situations cannot be used for peak shaving or non-emergency demand response, or to generate income for a facility to an electric grid or otherwise supply power as part of a financial arrangement with another entity.

(i) Prior to May 3, 2014, the 50 hours per year for non-emergency situations can be used for peak shaving or non-emergency demand response to generate income for a facility, or to otherwise supply power as part of a financial arrangement with another entity if the engine is operated as part of a peak shaving (load management program) with the local distribution system operator and the power is provided only to the facility itself or to support the local distribution system.

(ii) The 50 hours per year for non-emergency situations can be used to supply power as part of a financial arrangement with another entity if all of the following conditions are met:

(A) The engine is dispatched by the local balancing authority or local transmission and distribution system operator.

(B) The dispatch is intended to mitigate local transmission and/or distribution limitations so as to avert potential voltage collapse or line overloads that could lead to the interruption of power supply in a local area or region.

(C) The dispatch follows reliability, emergency operation or similar protocols that follow specific NERC, regional, state, public utility commission or local standards or guidelines.

(D) The power is provided only to the facility itself or to support the local transmission and distribution system.

(E) The owner or operator identifies and records the entity that dispatches the engine and the specific NERC, regional, state, public utility commission or local standards or guidelines that are being followed for dispatching the engine. The local balancing authority or local transmission and distribution system operator may keep these records on behalf of the engine owner or operator.

[69 FR 33506, June 15, 2004, as amended at 71 FR 20467, Apr. 20, 2006; 73 FR 3606, Jan. 18, 2008; 75 FR 9676, Mar. 3, 2010; 75 FR 51591, Aug. 20, 2010; 78 FR 6704, Jan. 30, 2013]

NOTIFICATIONS, REPORTS, AND RECORDS

§63.6645 What notifications must I submit and when?

(a) You must submit all of the notifications in §§63.7(b) and (c), 63.8(e), (f)(4) and (f)(6), 63.9(b) through (e), and (g) and (h) that apply to you by the dates specified if you own or operate any of the following;

(1) An existing stationary RICE with a site rating of less than or equal to 500 brake HP located at a major source of HAP emissions.

(2) An existing stationary RICE located at an area source of HAP emissions.

(3) A stationary RICE with a site rating of more than 500 brake HP located at a major source of HAP emissions.

(4) A new or reconstructed 4SLB stationary RICE with a site rating of greater than or equal to 250 HP located at a major source of HAP emissions.

(5) This requirement does not apply if you own or operate an existing stationary RICE less than 100 HP, an existing stationary emergency RICE, or an existing stationary RICE that is not subject to any numerical emission standards.

(b) As specified in §63.9(b)(2), if you start up your stationary RICE with a site rating of more than 500 brake HP located at a major source of HAP emissions before the effective date of this subpart, you must submit an Initial Notification not later than December 13, 2004.

(c) If you start up your new or reconstructed stationary RICE with a site rating of more than 500 brake HP located at a major source of HAP emissions on or after August 16, 2004, you must submit an Initial Notification not later than 120 days after you become subject to this subpart.

(d) As specified in §63.9(b)(2), if you start up your stationary RICE with a site rating of equal to or less than 500 brake HP located at a major source of HAP emissions before the effective date of this subpart and you are required to submit an initial notification, you must submit an Initial Notification not later than July 16, 2008.

(e) If you start up your new or reconstructed stationary RICE with a site rating of equal to or less than 500 brake HP located at a major source of HAP emissions on or after March 18, 2008 and you are required to submit an initial notification, you must submit an Initial Notification not later than 120 days after you become subject to this subpart.

(f) If you are required to submit an Initial Notification but are otherwise not affected by the requirements of this subpart, in accordance with §63.6590(b), your notification should include the information in §63.9(b)(2)(i) through (v), and a statement that your stationary RICE has no additional requirements and explain the basis of the exclusion (for example, that it operates exclusively as an emergency stationary RICE if it has a site rating of more than 500 brake HP located at a major source of HAP emissions).

(g) If you are required to conduct a performance test, you must submit a Notification of Intent to conduct a performance test at least 60 days before the performance test is scheduled to begin as required in §63.7(b)(1).

(h) If you are required to conduct a performance test or other initial compliance demonstration as specified in Tables 4 and 5 to this subpart, you must submit a Notification of Compliance Status according to §63.9(h)(2)(ii).

(1) For each initial compliance demonstration required in Table 5 to this subpart that does not include a performance test, you must submit the Notification of Compliance Status before the close of business on the 30th day following the completion of the initial compliance demonstration.

(2) For each initial compliance demonstration required in Table 5 to this subpart that includes a performance test conducted according to the requirements in Table 3 to this subpart, you must submit the Notification of Compliance Status, including the performance test results, before the close of business on the 60th day following the completion of the performance test according to §63.10(d)(2).

(i) If you own or operate an existing non-emergency CI RICE with a site rating of more than 300 HP located at an area source of HAP emissions that is certified to the Tier 1 or Tier 2 emission standards in Table 1 of 40 CFR 89.112 and subject to an enforceable state or local standard requiring engine replacement and you intend to meet management practices rather than emission limits, as specified in §63.6603(d), you must submit a notification by March 3, 2013, stating that you intend to use the provision in §63.6603(d) and identifying the state or local regulation that the engine is subject to.

[73 FR 3606, Jan. 18, 2008, as amended at 75 FR 9677, Mar. 3, 2010; 75 FR 51591, Aug. 20, 2010; 78 FR 6705, Jan. 30, 2013]

§63.6650 What reports must I submit and when?

(a) You must submit each report in Table 7 of this subpart that applies to you.

(b) Unless the Administrator has approved a different schedule for submission of reports under §63.10(a), you must submit each report by the date in Table 7 of this subpart and according to the requirements in paragraphs (b)(1) through (b)(9) of this section.

(1) For semiannual Compliance reports, the first Compliance report must cover the period beginning on the compliance date that is specified for your affected source in §63.6595 and ending on June 30 or December 31, whichever date is the first date following the end of the first calendar half after the compliance date that is specified for your source in §63.6595.

(2) For semiannual Compliance reports, the first Compliance report must be postmarked or delivered no later than July 31 or January 31, whichever date follows the end of the first calendar half after the compliance date that is specified for your affected source in §63.6595.

(3) For semiannual Compliance reports, each subsequent Compliance report must cover the semiannual reporting period from January 1 through June 30 or the semiannual reporting period from July 1 through December 31.

(4) For semiannual Compliance reports, each subsequent Compliance report must be postmarked or delivered no later than July 31 or January 31, whichever date is the first date following the end of the semiannual reporting period.

(5) For each stationary RICE that is subject to permitting regulations pursuant to 40 CFR part 70 or 71, and if the permitting authority has established dates for submitting semiannual reports pursuant to 40 CFR 70.6(a)(3)(iii)(A) or 40 CFR 71.6 (a)(3)(iii)(A), you may submit the first and subsequent Compliance reports according to the dates the permitting authority has established instead of according to the dates in paragraphs (b)(1) through (b)(4) of this section.

(6) For annual Compliance reports, the first Compliance report must cover the period beginning on the compliance date that is specified for your affected source in §63.6595 and ending on December 31.

(7) For annual Compliance reports, the first Compliance report must be postmarked or delivered no later than January 31 following the end of the first calendar year after the compliance date that is specified for your affected source in §63.6595.

(8) For annual Compliance reports, each subsequent Compliance report must cover the annual reporting period from January 1 through December 31.

(9) For annual Compliance reports, each subsequent Compliance report must be postmarked or delivered no later than January 31.

(c) The Compliance report must contain the information in paragraphs (c)(1) through (6) of this section.

(1) Company name and address.

(2) Statement by a responsible official, with that official's name, title, and signature, certifying the accuracy of the content of the report.

(3) Date of report and beginning and ending dates of the reporting period.

(4) If you had a malfunction during the reporting period, the compliance report must include the number, duration, and a brief description for each type of malfunction which occurred during the reporting period and which caused or may have caused any applicable emission limitation to be exceeded. The report must also include a description of actions taken by an owner or operator during a malfunction of an affected source to minimize emissions in accordance with §63.6605(b), including actions taken to correct a malfunction.

(5) If there are no deviations from any emission or operating limitations that apply to you, a statement that there were no deviations from the emission or operating limitations during the reporting period.

(6) If there were no periods during which the continuous monitoring system (CMS), including CEMS and CPMS, was out-of-control, as specified in §63.8(c)(7), a statement that there were no periods during which the CMS was out-of-control during the reporting period.

(d) For each deviation from an emission or operating limitation that occurs for a stationary RICE where you are not using a CMS to comply with the emission or operating limitations in this subpart, the Compliance report must contain the information in paragraphs (c)(1) through (4) of this section and the information in paragraphs (d)(1) and (2) of this section.

(1) The total operating time of the stationary RICE at which the deviation occurred during the reporting period.

(2) Information on the number, duration, and cause of deviations (including unknown cause, if applicable), as applicable, and the corrective action taken.

(e) For each deviation from an emission or operating limitation occurring for a stationary RICE where you are using a CMS to comply with the emission and operating limitations in this subpart, you must include information in paragraphs (c)(1) through (4) and (e)(1) through (12) of this section.

- (1) The date and time that each malfunction started and stopped.
 - (2) The date, time, and duration that each CMS was inoperative, except for zero (low-level) and high-level checks.
 - (3) The date, time, and duration that each CMS was out-of-control, including the information in §63.8(c)(8).
 - (4) The date and time that each deviation started and stopped, and whether each deviation occurred during a period of malfunction or during another period.
 - (5) A summary of the total duration of the deviation during the reporting period, and the total duration as a percent of the total source operating time during that reporting period.
 - (6) A breakdown of the total duration of the deviations during the reporting period into those that are due to control equipment problems, process problems, other known causes, and other unknown causes.
 - (7) A summary of the total duration of CMS downtime during the reporting period, and the total duration of CMS downtime as a percent of the total operating time of the stationary RICE at which the CMS downtime occurred during that reporting period.
 - (8) An identification of each parameter and pollutant (CO or formaldehyde) that was monitored at the stationary RICE.
 - (9) A brief description of the stationary RICE.
 - (10) A brief description of the CMS.
 - (11) The date of the latest CMS certification or audit.
 - (12) A description of any changes in CMS, processes, or controls since the last reporting period.
- (f) Each affected source that has obtained a title V operating permit pursuant to 40 CFR part 70 or 71 must report all deviations as defined in this subpart in the semiannual monitoring report required by 40 CFR 70.6 (a)(3)(iii)(A) or 40 CFR 71.6(a)(3)(iii)(A). If an affected source submits a Compliance report pursuant to Table 7 of this subpart along with, or as part of, the semiannual monitoring report required by 40 CFR 70.6(a)(3)(iii)(A) or 40 CFR 71.6(a)(3)(iii)(A), and the Compliance report includes all required information concerning deviations from any emission or operating limitation in this subpart, submission of the Compliance report shall be deemed to satisfy any obligation to report the same deviations in the semiannual monitoring report. However, submission of a Compliance report shall not otherwise affect any obligation the affected source may have to report deviations from permit requirements to the permit authority.
- (g) If you are operating as a new or reconstructed stationary RICE which fires landfill gas or digester gas equivalent to 10 percent or more of the gross heat input on an annual basis, you must submit an annual report according to Table 7 of this subpart by the date specified unless the Administrator has approved a different schedule, according to the information described in paragraphs (b)(1) through (b)(5) of this section. You must report the data specified in (g)(1) through (g)(3) of this section.
- (1) Fuel flow rate of each fuel and the heating values that were used in your calculations. You must also demonstrate that the percentage of heat input provided by landfill gas or digester gas is equivalent to 10 percent or more of the total fuel consumption on an annual basis.

(2) The operating limits provided in your federally enforceable permit, and any deviations from these limits.

(3) Any problems or errors suspected with the meters.

(h) If you own or operate an emergency stationary RICE with a site rating of more than 100 brake HP that operates or is contractually obligated to be available for more than 15 hours per calendar year for the purposes specified in §63.6640(f)(2)(ii) and (iii) or that operates for the purpose specified in §63.6640(f)(4)(ii), you must submit an annual report according to the requirements in paragraphs (h)(1) through (3) of this section.

(1) The report must contain the following information:

(i) Company name and address where the engine is located.

(ii) Date of the report and beginning and ending dates of the reporting period.

(iii) Engine site rating and model year.

(iv) Latitude and longitude of the engine in decimal degrees reported to the fifth decimal place.

(v) Hours operated for the purposes specified in §63.6640(f)(2)(ii) and (iii), including the date, start time, and end time for engine operation for the purposes specified in §63.6640(f)(2)(ii) and (iii).

(vi) Number of hours the engine is contractually obligated to be available for the purposes specified in §63.6640(f)(2)(ii) and (iii).

(vii) Hours spent for operation for the purpose specified in §63.6640(f)(4)(ii), including the date, start time, and end time for engine operation for the purposes specified in §63.6640(f)(4)(ii). The report must also identify the entity that dispatched the engine and the situation that necessitated the dispatch of the engine.

(viii) If there were no deviations from the fuel requirements in §63.6604 that apply to the engine (if any), a statement that there were no deviations from the fuel requirements during the reporting period.

(ix) If there were deviations from the fuel requirements in §63.6604 that apply to the engine (if any), information on the number, duration, and cause of deviations, and the corrective action taken.

(2) The first annual report must cover the calendar year 2015 and must be submitted no later than March 31, 2016. Subsequent annual reports for each calendar year must be submitted no later than March 31 of the following calendar year.

(3) The annual report must be submitted electronically using the subpart specific reporting form in the Compliance and Emissions Data Reporting Interface (CEDRI) that is accessed through EPA's Central Data Exchange (CDX) (www.epa.gov/cdx). However, if the reporting form specific to this subpart is not available in CEDRI at the time that the report is due, the written report must be submitted to the Administrator at the appropriate address listed in §63.13.

[69 FR 33506, June 15, 2004, as amended at 75 FR 9677, Mar. 3, 2010; 78 FR 6705, Jan. 30, 2013]

§63.6655 What records must I keep?

(a) If you must comply with the emission and operating limitations, you must keep the records described in paragraphs (a)(1) through (a)(5), (b)(1) through (b)(3) and (c) of this section.

(1) A copy of each notification and report that you submitted to comply with this subpart, including all documentation supporting any Initial Notification or Notification of Compliance Status that you submitted, according to the requirement in §63.10(b)(2)(xiv).

(2) Records of the occurrence and duration of each malfunction of operation (*i.e.*, process equipment) or the air pollution control and monitoring equipment.

(3) Records of performance tests and performance evaluations as required in §63.10(b)(2)(viii).

(4) Records of all required maintenance performed on the air pollution control and monitoring equipment.

(5) Records of actions taken during periods of malfunction to minimize emissions in accordance with §63.6605(b), including corrective actions to restore malfunctioning process and air pollution control and monitoring equipment to its normal or usual manner of operation.

(b) For each CEMS or CPMS, you must keep the records listed in paragraphs (b)(1) through (3) of this section.

(1) Records described in §63.10(b)(2)(vi) through (xi).

(2) Previous (*i.e.*, superseded) versions of the performance evaluation plan as required in §63.8(d)(3).

(3) Requests for alternatives to the relative accuracy test for CEMS or CPMS as required in §63.8(f)(6)(i), if applicable.

(c) If you are operating a new or reconstructed stationary RICE which fires landfill gas or digester gas equivalent to 10 percent or more of the gross heat input on an annual basis, you must keep the records of your daily fuel usage monitors.

(d) You must keep the records required in Table 6 of this subpart to show continuous compliance with each emission or operating limitation that applies to you.

(e) You must keep records of the maintenance conducted on the stationary RICE in order to demonstrate that you operated and maintained the stationary RICE and after-treatment control device (if any) according to your own maintenance plan if you own or operate any of the following stationary RICE;

(1) An existing stationary RICE with a site rating of less than 100 brake HP located at a major source of HAP emissions.

(2) An existing stationary emergency RICE.

(3) An existing stationary RICE located at an area source of HAP emissions subject to management practices as shown in Table 2d to this subpart.

(f) If you own or operate any of the stationary RICE in paragraphs (f)(1) through (2) of this section, you must keep records of the hours of operation of the engine that is recorded through the non-resettable hour meter. The owner or operator must document how many hours are spent for emergency operation,

including what classified the operation as emergency and how many hours are spent for non-emergency operation. If the engine is used for the purposes specified in §63.6640(f)(2)(ii) or (iii) or §63.6640(f)(4)(ii), the owner or operator must keep records of the notification of the emergency situation, and the date, start time, and end time of engine operation for these purposes.

(1) An existing emergency stationary RICE with a site rating of less than or equal to 500 brake HP located at a major source of HAP emissions that does not meet the standards applicable to non-emergency engines.

(2) An existing emergency stationary RICE located at an area source of HAP emissions that does not meet the standards applicable to non-emergency engines.

[69 FR 33506, June 15, 2004, as amended at 75 FR 9678, Mar. 3, 2010; 75 FR 51592, Aug. 20, 2010; 78 FR 6706, Jan. 30, 2013]

§63.6660 In what form and how long must I keep my records?

(a) Your records must be in a form suitable and readily available for expeditious review according to §63.10(b)(1).

(b) As specified in §63.10(b)(1), you must keep each record for 5 years following the date of each occurrence, measurement, maintenance, corrective action, report, or record.

(c) You must keep each record readily accessible in hard copy or electronic form for at least 5 years after the date of each occurrence, measurement, maintenance, corrective action, report, or record, according to §63.10(b)(1).

[69 FR 33506, June 15, 2004, as amended at 75 FR 9678, Mar. 3, 2010]

OTHER REQUIREMENTS AND INFORMATION

§63.6665 What parts of the General Provisions apply to me?

Table 8 to this subpart shows which parts of the General Provisions in §§63.1 through 63.15 apply to you. If you own or operate a new or reconstructed stationary RICE with a site rating of less than or equal to 500 brake HP located at a major source of HAP emissions (except new or reconstructed 4SLB engines greater than or equal to 250 and less than or equal to 500 brake HP), a new or reconstructed stationary RICE located at an area source of HAP emissions, or any of the following RICE with a site rating of more than 500 brake HP located at a major source of HAP emissions, you do not need to comply with any of the requirements of the General Provisions specified in Table 8: An existing 2SLB stationary RICE, an existing 4SLB stationary RICE, an existing stationary RICE that combusts landfill or digester gas equivalent to 10 percent or more of the gross heat input on an annual basis, an existing emergency stationary RICE, or an existing limited use stationary RICE. If you own or operate any of the following RICE with a site rating of more than 500 brake HP located at a major source of HAP emissions, you do not need to comply with the requirements in the General Provisions specified in Table 8 except for the initial notification requirements: A new stationary RICE that combusts landfill gas or digester gas equivalent to 10 percent or more of the gross heat input on an annual basis, a new emergency stationary RICE, or a new limited use stationary RICE.

[75 FR 9678, Mar. 3, 2010]

§63.6670 Who implements and enforces this subpart?

(a) This subpart is implemented and enforced by the U.S. EPA, or a delegated authority such as your State, local, or tribal agency. If the U.S. EPA Administrator has delegated authority to your State, local, or tribal agency, then that agency (as well as the U.S. EPA) has the authority to implement and enforce this subpart. You should contact your U.S. EPA Regional Office to find out whether this subpart is delegated to your State, local, or tribal agency.

(b) In delegating implementation and enforcement authority of this subpart to a State, local, or tribal agency under 40 CFR part 63, subpart E, the authorities contained in paragraph (c) of this section are retained by the Administrator of the U.S. EPA and are not transferred to the State, local, or tribal agency.

(c) The authorities that will not be delegated to State, local, or tribal agencies are:

(1) Approval of alternatives to the non-opacity emission limitations and operating limitations in §63.6600 under §63.6(g).

(2) Approval of major alternatives to test methods under §63.7(e)(2)(ii) and (f) and as defined in §63.90.

(3) Approval of major alternatives to monitoring under §63.8(f) and as defined in §63.90.

(4) Approval of major alternatives to recordkeeping and reporting under §63.10(f) and as defined in §63.90.

(5) Approval of a performance test which was conducted prior to the effective date of the rule, as specified in §63.6610(b).

§63.6675 What definitions apply to this subpart?

Terms used in this subpart are defined in the Clean Air Act (CAA); in 40 CFR 63.2, the General Provisions of this part; and in this section as follows:

Alaska Railbelt Grid means the service areas of the six regulated public utilities that extend from Fairbanks to Anchorage and the Kenai Peninsula. These utilities are Golden Valley Electric Association; Chugach Electric Association; Matanuska Electric Association; Homer Electric Association; Anchorage Municipal Light & Power; and the City of Seward Electric System.

Area source means any stationary source of HAP that is not a major source as defined in part 63.

Associated equipment as used in this subpart and as referred to in section 112(n)(4) of the CAA, means equipment associated with an oil or natural gas exploration or production well, and includes all equipment from the well bore to the point of custody transfer, except glycol dehydration units, storage vessels with potential for flash emissions, combustion turbines, and stationary RICE.

Backup power for renewable energy means an engine that provides backup power to a facility that generates electricity from renewable energy resources, as that term is defined in Alaska Statute 42.45.045(l)(5) (incorporated by reference, see §63.14).

Black start engine means an engine whose only purpose is to start up a combustion turbine.

CAA means the Clean Air Act (42 U.S.C. 7401 *et seq.*, as amended by Public Law 101-549, 104 Stat. 2399).

Commercial emergency stationary RICE means an emergency stationary RICE used in commercial establishments such as office buildings, hotels, stores, telecommunications facilities, restaurants, financial institutions such as banks, doctor's offices, and sports and performing arts facilities.

Compression ignition means relating to a type of stationary internal combustion engine that is not a spark ignition engine.

Custody transfer means the transfer of hydrocarbon liquids or natural gas: After processing and/or treatment in the producing operations, or from storage vessels or automatic transfer facilities or other such equipment, including product loading racks, to pipelines or any other forms of transportation. For the purposes of this subpart, the point at which such liquids or natural gas enters a natural gas processing plant is a point of custody transfer.

Deviation means any instance in which an affected source subject to this subpart, or an owner or operator of such a source:

(1) Fails to meet any requirement or obligation established by this subpart, including but not limited to any emission limitation or operating limitation;

(2) Fails to meet any term or condition that is adopted to implement an applicable requirement in this subpart and that is included in the operating permit for any affected source required to obtain such a permit; or

(3) Fails to meet any emission limitation or operating limitation in this subpart during malfunction, regardless of whether or not such failure is permitted by this subpart.

(4) Fails to satisfy the general duty to minimize emissions established by §63.6(e)(1)(i).

Diesel engine means any stationary RICE in which a high boiling point liquid fuel injected into the combustion chamber ignites when the air charge has been compressed to a temperature sufficiently high for auto-ignition. This process is also known as compression ignition.

Diesel fuel means any liquid obtained from the distillation of petroleum with a boiling point of approximately 150 to 360 degrees Celsius. One commonly used form is fuel oil number 2. Diesel fuel also includes any non-distillate fuel with comparable physical and chemical properties (e.g. biodiesel) that is suitable for use in compression ignition engines.

Digester gas means any gaseous by-product of wastewater treatment typically formed through the anaerobic decomposition of organic waste materials and composed principally of methane and CO₂.

Dual-fuel engine means any stationary RICE in which a liquid fuel (typically diesel fuel) is used for compression ignition and gaseous fuel (typically natural gas) is used as the primary fuel.

Emergency stationary RICE means any stationary reciprocating internal combustion engine that meets all of the criteria in paragraphs (1) through (3) of this definition. All emergency stationary RICE must comply with the requirements specified in §63.6640(f) in order to be considered emergency stationary RICE. If the engine does not comply with the requirements specified in §63.6640(f), then it is not considered to be an emergency stationary RICE under this subpart.

(1) The stationary RICE is operated to provide electrical power or mechanical work during an emergency situation. Examples include stationary RICE used to produce power for critical networks or equipment (including power supplied to portions of a facility) when electric power from the local utility (or

the normal power source, if the facility runs on its own power production) is interrupted, or stationary RICE used to pump water in the case of fire or flood, etc.

(2) The stationary RICE is operated under limited circumstances for situations not included in paragraph (1) of this definition, as specified in §63.6640(f).

(3) The stationary RICE operates as part of a financial arrangement with another entity in situations not included in paragraph (1) of this definition only as allowed in §63.6640(f)(2)(ii) or (iii) and §63.6640(f)(4)(i) or (ii).

Engine startup means the time from initial start until applied load and engine and associated equipment reaches steady state or normal operation. For stationary engine with catalytic controls, engine startup means the time from initial start until applied load and engine and associated equipment, including the catalyst, reaches steady state or normal operation.

Four-stroke engine means any type of engine which completes the power cycle in two crankshaft revolutions, with intake and compression strokes in the first revolution and power and exhaust strokes in the second revolution.

Gaseous fuel means a material used for combustion which is in the gaseous state at standard atmospheric temperature and pressure conditions.

Gasoline means any fuel sold in any State for use in motor vehicles and motor vehicle engines, or nonroad or stationary engines, and commonly or commercially known or sold as gasoline.

Glycol dehydration unit means a device in which a liquid glycol (including, but not limited to, ethylene glycol, diethylene glycol, or triethylene glycol) absorbent directly contacts a natural gas stream and absorbs water in a contact tower or absorption column (absorber). The glycol contacts and absorbs water vapor and other gas stream constituents from the natural gas and becomes "rich" glycol. This glycol is then regenerated in the glycol dehydration unit reboiler. The "lean" glycol is then recycled.

Hazardous air pollutants (HAP) means any air pollutants listed in or pursuant to section 112(b) of the CAA.

Institutional emergency stationary RICE means an emergency stationary RICE used in institutional establishments such as medical centers, nursing homes, research centers, institutions of higher education, correctional facilities, elementary and secondary schools, libraries, religious establishments, police stations, and fire stations.

ISO standard day conditions means 288 degrees Kelvin (15 degrees Celsius), 60 percent relative humidity and 101.3 kilopascals pressure.

Landfill gas means a gaseous by-product of the land application of municipal refuse typically formed through the anaerobic decomposition of waste materials and composed principally of methane and CO₂.

Lean burn engine means any two-stroke or four-stroke spark ignited engine that does not meet the definition of a rich burn engine.

Limited use stationary RICE means any stationary RICE that operates less than 100 hours per year.

Liquefied petroleum gas means any liquefied hydrocarbon gas obtained as a by-product in petroleum refining of natural gas production.

Liquid fuel means any fuel in liquid form at standard temperature and pressure, including but not limited to diesel, residual/crude oil, kerosene/naphtha (jet fuel), and gasoline.

Major Source, as used in this subpart, shall have the same meaning as in §63.2, except that:

(1) Emissions from any oil or gas exploration or production well (with its associated equipment (as defined in this section)) and emissions from any pipeline compressor station or pump station shall not be aggregated with emissions from other similar units, to determine whether such emission points or stations are major sources, even when emission points are in a contiguous area or under common control;

(2) For oil and gas production facilities, emissions from processes, operations, or equipment that are not part of the same oil and gas production facility, as defined in §63.1271 of subpart HHH of this part, shall not be aggregated;

(3) For production field facilities, only HAP emissions from glycol dehydration units, storage vessel with the potential for flash emissions, combustion turbines and reciprocating internal combustion engines shall be aggregated for a major source determination; and

(4) Emissions from processes, operations, and equipment that are not part of the same natural gas transmission and storage facility, as defined in §63.1271 of subpart HHH of this part, shall not be aggregated.

Malfunction means any sudden, infrequent, and not reasonably preventable failure of air pollution control equipment, process equipment, or a process to operate in a normal or usual manner which causes, or has the potential to cause, the emission limitations in an applicable standard to be exceeded. Failures that are caused in part by poor maintenance or careless operation are not malfunctions.

Natural gas means a naturally occurring mixture of hydrocarbon and non-hydrocarbon gases found in geologic formations beneath the Earth's surface, of which the principal constituent is methane. Natural gas may be field or pipeline quality.

Non-selective catalytic reduction (NSCR) means an add-on catalytic nitrogen oxides (NO_x) control device for rich burn engines that, in a two-step reaction, promotes the conversion of excess oxygen, NO_x, CO, and volatile organic compounds (VOC) into CO₂, nitrogen, and water.

Oil and gas production facility as used in this subpart means any grouping of equipment where hydrocarbon liquids are processed, upgraded (*i.e.*, remove impurities or other constituents to meet contract specifications), or stored prior to the point of custody transfer; or where natural gas is processed, upgraded, or stored prior to entering the natural gas transmission and storage source category. For purposes of a major source determination, facility (including a building, structure, or installation) means oil and natural gas production and processing equipment that is located within the boundaries of an individual surface site as defined in this section. Equipment that is part of a facility will typically be located within close proximity to other equipment located at the same facility. Pieces of production equipment or groupings of equipment located on different oil and gas leases, mineral fee tracts, lease tracts, subsurface or surface unit areas, surface fee tracts, surface lease tracts, or separate surface sites, whether or not connected by a road, waterway, power line or pipeline, shall not be considered part of the same facility. Examples of facilities in the oil and natural gas production source category include, but are not limited to, well sites, satellite tank batteries, central tank batteries, a compressor station that transports natural gas to a natural gas processing plant, and natural gas processing plants.

Oxidation catalyst means an add-on catalytic control device that controls CO and VOC by oxidation.

Peaking unit or engine means any standby engine intended for use during periods of high demand that are not emergencies.

Percent load means the fractional power of an engine compared to its maximum manufacturer's design capacity at engine site conditions. Percent load may range between 0 percent to above 100 percent.

Potential to emit means the maximum capacity of a stationary source to emit a pollutant under its physical and operational design. Any physical or operational limitation on the capacity of the stationary source to emit a pollutant, including air pollution control equipment and restrictions on hours of operation or on the type or amount of material combusted, stored, or processed, shall be treated as part of its design if the limitation or the effect it would have on emissions is federally enforceable. For oil and natural gas production facilities subject to subpart HH of this part, the potential to emit provisions in §63.760(a) may be used. For natural gas transmission and storage facilities subject to subpart HHH of this part, the maximum annual facility gas throughput for storage facilities may be determined according to §63.1270(a)(1) and the maximum annual throughput for transmission facilities may be determined according to §63.1270(a)(2).

Production field facility means those oil and gas production facilities located prior to the point of custody transfer.

Production well means any hole drilled in the earth from which crude oil, condensate, or field natural gas is extracted.

Propane means a colorless gas derived from petroleum and natural gas, with the molecular structure C_3H_8 .

Remote stationary RICE means stationary RICE meeting any of the following criteria:

(1) Stationary RICE located in an offshore area that is beyond the line of ordinary low water along that portion of the coast of the United States that is in direct contact with the open seas and beyond the line marking the seaward limit of inland waters.

(2) Stationary RICE located on a pipeline segment that meets both of the criteria in paragraphs (2)(i) and (ii) of this definition.

(i) A pipeline segment with 10 or fewer buildings intended for human occupancy and no buildings with four or more stories within 220 yards (200 meters) on either side of the centerline of any continuous 1-mile (1.6 kilometers) length of pipeline. Each separate dwelling unit in a multiple dwelling unit building is counted as a separate building intended for human occupancy.

(ii) The pipeline segment does not lie within 100 yards (91 meters) of either a building or a small, well-defined outside area (such as a playground, recreation area, outdoor theater, or other place of public assembly) that is occupied by 20 or more persons on at least 5 days a week for 10 weeks in any 12-month period. The days and weeks need not be consecutive. The building or area is considered occupied for a full day if it is occupied for any portion of the day.

(iii) For purposes of this paragraph (2), the term pipeline segment means all parts of those physical facilities through which gas moves in transportation, including but not limited to pipe, valves, and other appurtenance attached to pipe, compressor units, metering stations, regulator stations, delivery stations, holders, and fabricated assemblies. Stationary RICE located within 50 yards (46 meters) of the pipeline segment providing power for equipment on a pipeline segment are part of the pipeline segment. Transportation of gas means the gathering, transmission, or distribution of gas by pipeline, or the storage

of gas. A building is intended for human occupancy if its primary use is for a purpose involving the presence of humans.

(3) Stationary RICE that are not located on gas pipelines and that have 5 or fewer buildings intended for human occupancy and no buildings with four or more stories within a 0.25 mile radius around the engine. A building is intended for human occupancy if its primary use is for a purpose involving the presence of humans.

Residential emergency stationary RICE means an emergency stationary RICE used in residential establishments such as homes or apartment buildings.

Responsible official means responsible official as defined in 40 CFR 70.2.

Rich burn engine means any four-stroke spark ignited engine where the manufacturer's recommended operating air/fuel ratio divided by the stoichiometric air/fuel ratio at full load conditions is less than or equal to 1.1. Engines originally manufactured as rich burn engines, but modified prior to December 19, 2002 with passive emission control technology for NO_x (such as pre-combustion chambers) will be considered lean burn engines. Also, existing engines where there are no manufacturer's recommendations regarding air/fuel ratio will be considered a rich burn engine if the excess oxygen content of the exhaust at full load conditions is less than or equal to 2 percent.

Site-rated HP means the maximum manufacturer's design capacity at engine site conditions.

Spark ignition means relating to either: A gasoline-fueled engine; or any other type of engine with a spark plug (or other sparking device) and with operating characteristics significantly similar to the theoretical Otto combustion cycle. Spark ignition engines usually use a throttle to regulate intake air flow to control power during normal operation. Dual-fuel engines in which a liquid fuel (typically diesel fuel) is used for CI and gaseous fuel (typically natural gas) is used as the primary fuel at an annual average ratio of less than 2 parts diesel fuel to 100 parts total fuel on an energy equivalent basis are spark ignition engines.

Stationary reciprocating internal combustion engine (RICE) means any reciprocating internal combustion engine which uses reciprocating motion to convert heat energy into mechanical work and which is not mobile. Stationary RICE differ from mobile RICE in that a stationary RICE is not a non-road engine as defined at 40 CFR 1068.30, and is not used to propel a motor vehicle or a vehicle used solely for competition.

Stationary RICE test cell/stand means an engine test cell/stand, as defined in subpart P of this part, that tests stationary RICE.

Stoichiometric means the theoretical air-to-fuel ratio required for complete combustion.

Storage vessel with the potential for flash emissions means any storage vessel that contains a hydrocarbon liquid with a stock tank gas-to-oil ratio equal to or greater than 0.31 cubic meters per liter and an American Petroleum Institute gravity equal to or greater than 40 degrees and an actual annual average hydrocarbon liquid throughput equal to or greater than 79,500 liters per day. Flash emissions occur when dissolved hydrocarbons in the fluid evolve from solution when the fluid pressure is reduced.

Subpart means 40 CFR part 63, subpart ZZZZ.

Surface site means any combination of one or more graded pad sites, gravel pad sites, foundations, platforms, or the immediate physical location upon which equipment is physically affixed.

Two-stroke engine means a type of engine which completes the power cycle in single crankshaft revolution by combining the intake and compression operations into one stroke and the power and exhaust operations into a second stroke. This system requires auxiliary scavenging and inherently runs lean of stoichiometric.

[69 FR 33506, June 15, 2004, as amended at 71 FR 20467, Apr. 20, 2006; 73 FR 3607, Jan. 18, 2008; 75 FR 9679, Mar. 3, 2010; 75 FR 51592, Aug. 20, 2010; 76 FR 12867, Mar. 9, 2011; 78 FR 6706, Jan. 30, 2013]

Table 1a to Subpart ZZZZ of Part 63—Emission Limitations for Existing, New, and Reconstructed Spark Ignition, 4SRB Stationary RICE >500 HP Located at a Major Source of HAP Emissions

As stated in §§63.6600 and 63.6640, you must comply with the following emission limitations at 100 percent load plus or minus 10 percent for existing, new and reconstructed 4SRB stationary RICE >500 HP located at a major source of HAP emissions:

For each . . .	You must meet the following emission limitation, except during periods of startup . . .	During periods of startup you must . . .
1. 4SRB stationary RICE	a. Reduce formaldehyde emissions by 76 percent or more. If you commenced construction or reconstruction between December 19, 2002 and June 15, 2004, you may reduce formaldehyde emissions by 75 percent or more until June 15, 2007 or	Minimize the engine's time spent at idle and minimize the engine's startup time at startup to a period needed for appropriate and safe loading of the engine, not to exceed 30 minutes, after which time the non-startup emission limitations apply. ¹
	b. Limit the concentration of formaldehyde in the stationary RICE exhaust to 350 ppbvd or less at 15 percent O ₂	

¹ Sources can petition the Administrator pursuant to the requirements of 40 CFR 63.6(g) for alternative work practices.

[75 FR 9679, Mar. 3, 2010, as amended at 75 FR 51592, Aug. 20, 2010]

Table 1b to Subpart ZZZZ of Part 63—Operating Limitations for Existing, New, and Reconstructed SI 4SRB Stationary RICE >500 HP Located at a Major Source of HAP Emissions

As stated in §§63.6600, 63.6603, 63.6630 and 63.6640, you must comply with the following operating limitations for existing, new and reconstructed 4SRB stationary RICE >500 HP located at a major source of HAP emissions:

For each . . .	You must meet the following operating limitation, except during periods of startup . . .
1. existing, new and reconstructed 4SRB stationary RICE >500 HP located at a major source of HAP emissions complying with the	a. maintain your catalyst so that the pressure drop across the catalyst does not change by more than 2 inches of water at 100 percent

requirement to reduce formaldehyde emissions by 76 percent or more (or by 75 percent or more, if applicable) and using NSCR; or existing, new and reconstructed 4SRB stationary RICE >500 HP located at a major source of HAP emissions complying with the requirement to limit the concentration of formaldehyde in the stationary RICE exhaust to 350 ppbvd or less at 15 percent O ₂ and using NSCR;	load plus or minus 10 percent from the pressure drop across the catalyst measured during the initial performance test; and b. maintain the temperature of your stationary RICE exhaust so that the catalyst inlet temperature is greater than or equal to 750 °F and less than or equal to 1250 °F. ¹
2. existing, new and reconstructed 4SRB stationary RICE >500 HP located at a major source of HAP emissions complying with the requirement to reduce formaldehyde emissions by 76 percent or more (or by 75 percent or more, if applicable) and not using NSCR; or	Comply with any operating limitations approved by the Administrator.
existing, new and reconstructed 4SRB stationary RICE >500 HP located at a major source of HAP emissions complying with the requirement to limit the concentration of formaldehyde in the stationary RICE exhaust to 350 ppbvd or less at 15 percent O ₂ and not using NSCR.	

¹Sources can petition the Administrator pursuant to the requirements of 40 CFR 63.8(f) for a different temperature range.

[78 FR 6706, Jan. 30, 2013]

Table 2a to Subpart ZZZZ of Part 63—Emission Limitations for New and Reconstructed 2SLB and Compression Ignition Stationary RICE >500 HP and New and Reconstructed 4SLB Stationary RICE ≥250 HP Located at a Major Source of HAP Emissions

As stated in §§63.6600 and 63.6640, you must comply with the following emission limitations for new and reconstructed lean burn and new and reconstructed compression ignition stationary RICE at 100 percent load plus or minus 10 percent:

For each . . .	You must meet the following emission limitation, except during periods of startup . . .	During periods of startup you must . . .
1. 2SLB stationary RICE	a. Reduce CO emissions by 58 percent or more; or b. Limit concentration of formaldehyde in the stationary RICE exhaust to 12 ppmvd or less at 15 percent O ₂ . If you commenced construction or reconstruction between December 19, 2002 and June 15, 2004, you may limit concentration	Minimize the engine's time spent at idle and minimize the engine's startup time at startup to a period needed for appropriate and safe loading of the engine, not to exceed 30 minutes, after which time the non-startup emission limitations

	of formaldehyde to 17 ppmvd or less at 15 percent O ₂ until June 15, 2007	apply. ¹
2. 4SLB stationary RICE	a. Reduce CO emissions by 93 percent or more; or	
	b. Limit concentration of formaldehyde in the stationary RICE exhaust to 14 ppmvd or less at 15 percent O ₂	
3. CI stationary RICE	a. Reduce CO emissions by 70 percent or more; or	
	b. Limit concentration of formaldehyde in the stationary RICE exhaust to 580 ppbvd or less at 15 percent O ₂	

¹Sources can petition the Administrator pursuant to the requirements of 40 CFR 63.6(g) for alternative work practices.

[75 FR 9680, Mar. 3, 2010]

Table 2b to Subpart ZZZZ of Part 63—Operating Limitations for New and Reconstructed 2SLB and CI Stationary RICE >500 HP Located at a Major Source of HAP Emissions, New and Reconstructed 4SLB Stationary RICE ≥250 HP Located at a Major Source of HAP Emissions, Existing CI Stationary RICE >500 HP

As stated in §§63.6600, 63.6601, 63.6603, 63.6630, and 63.6640, you must comply with the following operating limitations for new and reconstructed 2SLB and CI stationary RICE >500 HP located at a major source of HAP emissions; new and reconstructed 4SLB stationary RICE ≥250 HP located at a major source of HAP emissions; and existing CI stationary RICE >500 HP:

For each . . .	You must meet the following operating limitation, except during periods of startup . . .
1. New and reconstructed 2SLB and CI stationary RICE >500 HP located at a major source of HAP emissions and new and reconstructed 4SLB stationary RICE ≥250 HP located at a major source of HAP emissions complying with the requirement to reduce CO emissions and using an oxidation catalyst; and New and reconstructed 2SLB and CI stationary RICE >500 HP located at a major source of HAP emissions and new and reconstructed 4SLB stationary RICE ≥250 HP located at a major source	a. maintain your catalyst so that the pressure drop across the catalyst does not change by more than 2 inches of water at 100 percent load plus or minus 10 percent from the pressure drop across the catalyst that was measured during the initial performance test; and b. maintain the temperature of your stationary RICE exhaust so that the catalyst inlet temperature is greater than or equal to 450 °F and less than or equal to 1350 °F. ¹

of HAP emissions complying with the requirement to limit the concentration of formaldehyde in the stationary RICE exhaust and using an oxidation catalyst.	
2. Existing CI stationary RICE >500 HP complying with the requirement to limit or reduce the concentration of CO in the stationary RICE exhaust and using an oxidation catalyst	a. maintain your catalyst so that the pressure drop across the catalyst does not change by more than 2 inches of water from the pressure drop across the catalyst that was measured during the initial performance test; and
	b. maintain the temperature of your stationary RICE exhaust so that the catalyst inlet temperature is greater than or equal to 450 °F and less than or equal to 1350 °F. ¹
3. New and reconstructed 2SLB and CI stationary RICE >500 HP located at a major source of HAP emissions and new and reconstructed 4SLB stationary RICE ≥250 HP located at a major source of HAP emissions complying with the requirement to reduce CO emissions and not using an oxidation catalyst; and	Comply with any operating limitations approved by the Administrator.
New and reconstructed 2SLB and CI stationary RICE >500 HP located at a major source of HAP emissions and new and reconstructed 4SLB stationary RICE ≥250 HP located at a major source of HAP emissions complying with the requirement to limit the concentration of formaldehyde in the stationary RICE exhaust and not using an oxidation catalyst; and	
existing CI stationary RICE >500 HP complying with the requirement to limit or reduce the concentration of CO in the stationary RICE exhaust and not using an oxidation catalyst.	

¹Sources can petition the Administrator pursuant to the requirements of 40 CFR 63.8(f) for a different temperature range.

[78 FR 6707, Jan. 30, 2013]

Table 2c to Subpart ZZZZ of Part 63—Requirements for Existing Compression Ignition Stationary RICE Located at a Major Source of HAP Emissions and Existing Spark Ignition Stationary RICE ≤500 HP Located at a Major Source of HAP Emissions

As stated in §§63.6600, 63.6602, and 63.6640, you must comply with the following requirements for existing compression ignition stationary RICE located at a major source of HAP emissions and existing spark ignition stationary RICE ≤500 HP located at a major source of HAP emissions:

For each . . .	You must meet the following requirement, except during periods of startup . . .	During periods of startup you must . . .
1. Emergency stationary CI RICE and black start stationary CI RICE ¹	a. Change oil and filter every 500 hours of operation or annually, whichever comes first. ² b. Inspect air cleaner every 1,000 hours of operation or annually, whichever comes first, and replace as necessary; c. Inspect all hoses and belts every 500 hours of operation or annually, whichever comes first, and replace as necessary. ³	Minimize the engine's time spent at idle and minimize the engine's startup time at startup to a period needed for appropriate and safe loading of the engine, not to exceed 30 minutes, after which time the non-startup emission limitations apply. ³
2. Non-Emergency, non-black start stationary CI RICE <100 HP	a. Change oil and filter every 1,000 hours of operation or annually, whichever comes first. ² b. Inspect air cleaner every 1,000 hours of operation or annually, whichever comes first, and replace as necessary; c. Inspect all hoses and belts every 500 hours of operation or annually, whichever comes first, and replace as necessary. ³	
3. Non-Emergency, non-black start CI stationary RICE 100≤HP≤300 HP	Limit concentration of CO in the stationary RICE exhaust to 230 ppmvd or less at 15 percent O ₂ .	
4. Non-Emergency, non-black start CI stationary RICE 300<HP≤500	a. Limit concentration of CO in the stationary RICE exhaust to 49	

	ppmvd or less at 15 percent O ₂ ; or b. Reduce CO emissions by 70 percent or more.	
5. Non-Emergency, non-black start stationary CI RICE >500 HP	a. Limit concentration of CO in the stationary RICE exhaust to 23 ppmvd or less at 15 percent O ₂ ; or b. Reduce CO emissions by 70 percent or more.	
6. Emergency stationary SI RICE and black start stationary SI RICE. ¹	a. Change oil and filter every 500 hours of operation or annually, whichever comes first; ² b. Inspect spark plugs every 1,000 hours of operation or annually, whichever comes first, and replace as necessary; c. Inspect all hoses and belts every 500 hours of operation or annually, whichever comes first, and replace as necessary. ³	
7. Non-Emergency, non-black start stationary SI RICE <100 HP that are not 2SLB stationary RICE	a. Change oil and filter every 1,440 hours of operation or annually, whichever comes first; ² b. Inspect spark plugs every 1,440 hours of operation or annually, whichever comes first, and replace as necessary;	
	c. Inspect all hoses and belts every 1,440 hours of operation or annually, whichever comes first, and replace as necessary. ³	
8. Non-Emergency, non-black start 2SLB stationary SI RICE <100 HP	a. Change oil and filter every 4,320 hours of operation or annually, whichever comes first; ²	

	b. Inspect spark plugs every 4,320 hours of operation or annually, whichever comes first, and replace as necessary;	
	c. Inspect all hoses and belts every 4,320 hours of operation or annually, whichever comes first, and replace as necessary. ³	
9. Non-emergency, non-black start 2SLB stationary RICE 100≤HP≤500	Limit concentration of CO in the stationary RICE exhaust to 225 ppmvd or less at 15 percent O ₂ .	
10. Non-emergency, non-black start 4SLB stationary RICE 100≤HP≤500	Limit concentration of CO in the stationary RICE exhaust to 47 ppmvd or less at 15 percent O ₂ .	
11. Non-emergency, non-black start 4SRB stationary RICE 100≤HP≤500	Limit concentration of formaldehyde in the stationary RICE exhaust to 10.3 ppmvd or less at 15 percent O ₂ .	
12. Non-emergency, non-black start stationary RICE 100≤HP≤500 which combusts landfill or digester gas equivalent to 10 percent or more of the gross heat input on an annual basis	Limit concentration of CO in the stationary RICE exhaust to 177 ppmvd or less at 15 percent O ₂ .	

¹If an emergency engine is operating during an emergency and it is not possible to shut down the engine in order to perform the work practice requirements on the schedule required in Table 2c of this subpart, or if performing the work practice on the required schedule would otherwise pose an unacceptable risk under federal, state, or local law, the work practice can be delayed until the emergency is over or the unacceptable risk under federal, state, or local law has abated. The work practice should be performed as soon as practicable after the emergency has ended or the unacceptable risk under federal, state, or local law has abated. Sources must report any failure to perform the work practice on the schedule required and the federal, state or local law under which the risk was deemed unacceptable.

²Sources have the option to utilize an oil analysis program as described in §63.6625(i) or (j) in order to extend the specified oil change requirement in Table 2c of this subpart.

³Sources can petition the Administrator pursuant to the requirements of 40 CFR 63.6(g) for alternative work practices.

[78 FR 6708, Jan. 30, 2013, as amended at 78 FR 14457, Mar. 6, 2013]

Table 2d to Subpart ZZZZ of Part 63—Requirements for Existing Stationary RICE Located at Area Sources of HAP Emissions

As stated in §§63.6603 and 63.6640, you must comply with the following requirements for existing stationary RICE located at area sources of HAP emissions:

For each . . .	You must meet the following requirement, except during periods of startup . . .	During periods of startup you must . . .
1. Non-Emergency, non-black start CI stationary RICE ≤ 300 HP	a. Change oil and filter every 1,000 hours of operation or annually, whichever comes first; ¹ b. Inspect air cleaner every 1,000 hours of operation or annually, whichever comes first, and replace as necessary; c. Inspect all hoses and belts every 500 hours of operation or annually, whichever comes first, and replace as necessary.	Minimize the engine's time spent at idle and minimize the engine's startup time at startup to a period needed for appropriate and safe loading of the engine, not to exceed 30 minutes, after which time the non-startup emission limitations apply.
2. Non-Emergency, non-black start CI stationary RICE $300 < \text{HP} \leq 500$	a. Limit concentration of CO in the stationary RICE exhaust to 49 ppmvd at 15 percent O ₂ ; or	
	b. Reduce CO emissions by 70 percent or more.	
3. Non-Emergency, non-black start CI stationary RICE > 500 HP	a. Limit concentration of CO in the stationary RICE exhaust to 23 ppmvd at 15 percent O ₂ ; or	

	b. Reduce CO emissions by 70 percent or more.	
4. Emergency stationary CI RICE and black start stationary CI RICE. ²	a. Change oil and filter every 500 hours of operation or annually, whichever comes first; ¹	
	b. Inspect air cleaner every 1,000 hours of operation or annually, whichever comes first, and replace as necessary; and	
	c. Inspect all hoses and belts every 500 hours of operation or annually, whichever comes first, and replace as necessary.	
5. Emergency stationary SI RICE; black start stationary SI RICE; non-emergency, non-black start 4SLB stationary RICE >500 HP that operate 24 hours or less per calendar year; non-emergency, non-black start 4SRB stationary RICE >500 HP that operate 24 hours or less per calendar year. ²	a. Change oil and filter every 500 hours of operation or annually, whichever comes first; ¹ ; b. Inspect spark plugs every 1,000 hours of operation or annually, whichever comes first, and replace as necessary; and c. Inspect all hoses and belts every 500 hours of operation or annually, whichever comes first, and replace as necessary.	
6. Non-emergency, non-black start 2SLB stationary RICE	a. Change oil and filter every 4,320 hours of operation or annually, whichever comes first; ¹	
	b. Inspect spark plugs every 4,320 hours of operation or annually,	

	whichever comes first, and replace as necessary; and	
	c. Inspect all hoses and belts every 4,320 hours of operation or annually, whichever comes first, and replace as necessary.	
7. Non-emergency, non-black start 4SLB stationary RICE \leq 500 HP	a. Change oil and filter every 1,440 hours of operation or annually, whichever comes first; ¹	
	b. Inspect spark plugs every 1,440 hours of operation or annually, whichever comes first, and replace as necessary; and	
	c. Inspect all hoses and belts every 1,440 hours of operation or annually, whichever comes first, and replace as necessary.	
8. Non-emergency, non-black start 4SLB remote stationary RICE >500 HP	a. Change oil and filter every 2,160 hours of operation or annually, whichever comes first; ¹	
	b. Inspect spark plugs every 2,160 hours of operation or annually, whichever comes first, and replace as necessary; and	
	c. Inspect all hoses and belts every 2,160 hours of operation or annually, whichever comes first, and replace as necessary.	
9. Non-emergency, non-black start	Install an oxidation	

4SLB stationary RICE >500 HP that are not remote stationary RICE and that operate more than 24 hours per calendar year	catalyst to reduce HAP emissions from the stationary RICE.	
10. Non-emergency, non-black start 4SRB stationary RICE \leq 500 HP	a. Change oil and filter every 1,440 hours of operation or annually, whichever comes first; ¹	
	b. Inspect spark plugs every 1,440 hours of operation or annually, whichever comes first, and replace as necessary; and	
	c. Inspect all hoses and belts every 1,440 hours of operation or annually, whichever comes first, and replace as necessary.	
11. Non-emergency, non-black start 4SRB remote stationary RICE >500 HP	a. Change oil and filter every 2,160 hours of operation or annually, whichever comes first; ¹	
	b. Inspect spark plugs every 2,160 hours of operation or annually, whichever comes first, and replace as necessary; and	
	c. Inspect all hoses and belts every 2,160 hours of operation or annually, whichever comes first, and replace as necessary.	
12. Non-emergency, non-black start 4SRB stationary RICE >500 HP that are not remote stationary RICE and that operate more than 24 hours per calendar year	Install NSCR to reduce HAP emissions from the stationary RICE.	
13. Non-emergency, non-black start	a. Change oil and filter	

stationary RICE which combusts landfill or digester gas equivalent to 10 percent or more of the gross heat input on an annual basis	every 1,440 hours of operation or annually, whichever comes first; ¹ b. Inspect spark plugs every 1,440 hours of operation or annually, whichever comes first, and replace as necessary; and	
	c. Inspect all hoses and belts every 1,440 hours of operation or annually, whichever comes first, and replace as necessary.	

¹Sources have the option to utilize an oil analysis program as described in §63.6625(i) or (j) in order to extend the specified oil change requirement in Table 2d of this subpart.

²If an emergency engine is operating during an emergency and it is not possible to shut down the engine in order to perform the management practice requirements on the schedule required in Table 2d of this subpart, or if performing the management practice on the required schedule would otherwise pose an unacceptable risk under federal, state, or local law, the management practice can be delayed until the emergency is over or the unacceptable risk under federal, state, or local law has abated. The management practice should be performed as soon as practicable after the emergency has ended or the unacceptable risk under federal, state, or local law has abated. Sources must report any failure to perform the management practice on the schedule required and the federal, state or local law under which the risk was deemed unacceptable.

[78 FR 6709, Jan. 30, 2013]

Table 3 to Subpart ZZZZ of Part 63—Subsequent Performance Tests

As stated in §§63.6615 and 63.6620, you must comply with the following subsequent performance test requirements:

For each . . .	Complying with the requirement to . . .	You must . . .
1. New or reconstructed 2SLB stationary RICE >500 HP located at major sources; new or reconstructed 4SLB stationary RICE ≥250 HP located at major sources; and new or reconstructed CI stationary RICE >500 HP located at major sources	Reduce CO emissions and not using a CEMS	Conduct subsequent performance tests semiannually. ¹
2. 4SRB stationary RICE ≥5,000 HP located at major sources	Reduce formaldehyde emissions	Conduct subsequent performance tests

		semiannually. ¹
3. Stationary RICE >500 HP located at major sources and new or reconstructed 4SLB stationary RICE 250≤HP≤500 located at major sources	Limit the concentration of formaldehyde in the stationary RICE exhaust	Conduct subsequent performance tests semiannually. ¹
4. Existing non-emergency, non-black start CI stationary RICE >500 HP that are not limited use stationary RICE	Limit or reduce CO emissions and not using a CEMS	Conduct subsequent performance tests every 8,760 hours or 3 years, whichever comes first.
5. Existing non-emergency, non-black start CI stationary RICE >500 HP that are limited use stationary RICE	Limit or reduce CO emissions and not using a CEMS	Conduct subsequent performance tests every 8,760 hours or 5 years, whichever comes first.

¹After you have demonstrated compliance for two consecutive tests, you may reduce the frequency of subsequent performance tests to annually. If the results of any subsequent annual performance test indicate the stationary RICE is not in compliance with the CO or formaldehyde emission limitation, or you deviate from any of your operating limitations, you must resume semiannual performance tests.

[78 FR 6711, Jan. 30, 2013]

Table 4 to Subpart ZZZZ of Part 63—Requirements for Performance Tests

As stated in §§63.6610, 63.6611, 63.6620, and 63.6640, you must comply with the following requirements for performance tests for stationary RICE:

TABLE 4 TO SUBPART ZZZZ OF PART 63—REQUIREMENTS FOR PERFORMANCE TESTS

For each ...	Complying with the requirement to ...	You must ...	Using ...	According to the following requirements ...
1. 2SLB, 4SLB, and CI stationary RICE	a. reduce CO emissions	i. Select the sampling port location and the number/location of traverse points at the inlet and outlet of the control device; and		(a) For CO and O ₂ measurement, ducts ≤6 inches in diameter may be sampled at a single point located at the duct centroid and ducts >6 and ≤12 inches in diameter may be sampled at 3 traverse points located at 16.7, 50.0, and 83.3% of the measurement line ('3-point long line'). If the duct is >12 inches in diameter <i>and</i> the

				sampling port location meets the two and half-diameter criterion of Section 11.1.1 of Method 1 of 40 CFR part 60, appendix A-1, the duct may be sampled at '3-point long line'; otherwise, conduct the stratification testing and select sampling points according to Section 8.1.2 of Method 7E of 40 CFR part 60, appendix A-4.
		ii. Measure the O ₂ at the inlet and outlet of the control device; and	(1) Method 3 or 3A or 3B of 40 CFR part 60, appendix A-2, or ASTM Method D6522-00 (Reapproved 2005) ^{ac} (heated probe not necessary)	(b) Measurements to determine O ₂ must be made at the same time as the measurements for CO concentration.
		iii. Measure the CO at the inlet and the outlet of the control device	(1) ASTM D6522-00 (Reapproved 2005) ^{abc} (heated probe not necessary) or Method 10 of 40 CFR part 60, appendix A-4	(c) The CO concentration must be at 15 percent O ₂ , dry basis.
2. 4SRB stationary RICE	a. reduce formaldehyde emissions	i. Select the sampling port location and the number/location of traverse points at the inlet and outlet of the control device; and		(a) For formaldehyde, O ₂ , and moisture measurement, ducts ≤6 inches in diameter may be sampled at a single point located at the duct centroid and ducts >6 and ≤12 inches in diameter may be sampled at 3 traverse points located at 16.7, 50.0, and 83.3% of the measurement line ('3-point long line'). If the duct is >12 inches in diameter <i>and</i> the sampling port location meets the two and half-diameter criterion of Section 11.1.1 of

				Method 1 of 40 CFR part 60, appendix A, the duct may be sampled at '3-point long line'; otherwise, conduct the stratification testing and select sampling points according to Section 8.1.2 of Method 7E of 40 CFR part 60, appendix A.
		ii. Measure O ₂ at the inlet and outlet of the control device; and	(1) Method 3 or 3A or 3B of 40 CFR part 60, appendix A-2, or ASTM Method D6522-00 (Reapproved 2005) ^a (heated probe not necessary)	(a) Measurements to determine O ₂ concentration must be made at the same time as the measurements for formaldehyde or THC concentration.
		iii. Measure moisture content at the inlet and outlet of the control device; and	(1) Method 4 of 40 CFR part 60, appendix A-3, or Method 320 of 40 CFR part 63, appendix A, or ASTM D 6348-03 ^a	(a) Measurements to determine moisture content must be made at the same time and location as the measurements for formaldehyde or THC concentration.
		iv. If demonstrating compliance with the formaldehyde percent reduction requirement, measure formaldehyde at the inlet and the outlet of the control device	(1) Method 320 or 323 of 40 CFR part 63, appendix A; or ASTM D6348-03 ^a , provided in ASTM D6348-03 Annex A5 (Analyte Spiking Technique), the percent R must be greater than or equal to 70 and less than or equal to 130	(a) Formaldehyde concentration must be at 15 percent O ₂ , dry basis. Results of this test consist of the average of the three 1-hour or longer runs.
		v. If demonstrating compliance with the THC percent reduction requirement, measure THC at	(1) Method 25A, reported as propane, of 40 CFR part 60, appendix A-7	(a) THC concentration must be at 15 percent O ₂ , dry basis. Results of this test consist of the average of the three 1-hour or longer runs.

		the inlet and the outlet of the control device		
3. Stationary RICE	a. limit the concentration of formaldehyde or CO in the stationary RICE exhaust	i. Select the sampling port location and the number/location of traverse points at the exhaust of the stationary RICE; and		(a) For formaldehyde, CO, O ₂ , and moisture measurement ducts ≤6 inches in diameter may be sampled at a single point located at the duct centroid and ducts >6 and ≤12 inches in diameter may be sampled at 3 traverse points located at 16.7, 50.0, and 83.3% of the measurement line ('3-point long line'). If the duct is >12 inches in diameter <i>and</i> the sampling port location meets the two and half-diameter criterion of Section 11.1.1 of Method 1 of 40 CFR part 60, appendix A, the duct may be sampled at '3-point long line'; otherwise, conduct the stratification testing and select sampling points according to Section 8.1.2 of Method 7E of 40 CFR part 60, appendix A. If using a control device, the sampling site must be located at the outlet of the control device.
		ii. Determine the O ₂ concentration of the stationary RICE exhaust at the sampling port location; and	(1) Method 3 or 3A or 3B of 40 CFR part 60, appendix A-2, or ASTM Method D6522-00 (Reapproved 2005) ^a (heated probe not necessary)	(a) Measurements to determine O ₂ concentration must be made at the same time and location as the measurements for formaldehyde or CO concentration.
		iii. Measure moisture content of the stationary RICE exhaust at	(1) Method 4 of 40 CFR part 60, appendix A-3, or Method 320 of 40	(a) Measurements to determine moisture content must be made at the same time and location as the

		the sampling port location; and	CFR part 63, appendix A, or ASTM D 6348-03 ^a	measurements for formaldehyde or CO concentration.
		iv. Measure formaldehyde at the exhaust of the stationary RICE; or	(1) Method 320 or 323 of 40 CFR part 63, appendix A; or ASTM D6348-03 ^a , provided in ASTM D6348-03 Annex A5 (Analyte Spiking Technique), the percent R must be greater than or equal to 70 and less than or equal to 130	(a) Formaldehyde concentration must be at 15 percent O ₂ , dry basis. Results of this test consist of the average of the three 1-hour or longer runs.
		v. measure CO at the exhaust of the stationary RICE	(1) Method 10 of 40 CFR part 60, appendix A-4, ASTM Method D6522-00 (2005) ^{ac} , Method 320 of 40 CFR part 63, appendix A, or ASTM D6348-03 ^a	(a) CO concentration must be at 15 percent O ₂ , dry basis. Results of this test consist of the average of the three 1-hour or longer runs.

^aYou may also use Methods 3A and 10 as options to ASTM-D6522-00 (2005). You may obtain a copy of ASTM-D6522-00 (2005) from at least one of the following addresses: American Society for Testing and Materials, 100 Barr Harbor Drive, West Conshohocken, PA 19428-2959, or University Microfilms International, 300 North Zeeb Road, Ann Arbor, MI 48106.

^bYou may obtain a copy of ASTM-D6348-03 from at least one of the following addresses: American Society for Testing and Materials, 100 Barr Harbor Drive, West Conshohocken, PA 19428-2959, or University Microfilms International, 300 North Zeeb Road, Ann Arbor, MI 48106.

[79 FR 11290, Feb. 27, 2014]

Table 5 to Subpart ZZZZ of Part 63—Initial Compliance With Emission Limitations, Operating Limitations, and Other Requirements

As stated in §§63.6612, 63.6625 and 63.6630, you must initially comply with the emission and operating limitations as required by the following:

For each . . .	Complying with the requirement to . . .	You have demonstrated initial compliance if . . .
1. New or reconstructed non-	a. Reduce CO	i. The average reduction of emissions

emergency 2SLB stationary RICE >500 HP located at a major source of HAP, new or reconstructed non-emergency 4SLB stationary RICE ≥250 HP located at a major source of HAP, non-emergency stationary CI RICE >500 HP located at a major source of HAP, and existing non-emergency stationary CI RICE >500 HP located at an area source of HAP	emissions and using oxidation catalyst, and using a CPMS	of CO determined from the initial performance test achieves the required CO percent reduction; and ii. You have installed a CPMS to continuously monitor catalyst inlet temperature according to the requirements in §63.6625(b); and iii. You have recorded the catalyst pressure drop and catalyst inlet temperature during the initial performance test.
2. Non-emergency stationary CI RICE >500 HP located at a major source of HAP, and existing non-emergency stationary CI RICE >500 HP located at an area source of HAP	a. Limit the concentration of CO, using oxidation catalyst, and using a CPMS	i. The average CO concentration determined from the initial performance test is less than or equal to the CO emission limitation; and
		ii. You have installed a CPMS to continuously monitor catalyst inlet temperature according to the requirements in §63.6625(b); and
		iii. You have recorded the catalyst pressure drop and catalyst inlet temperature during the initial performance test.
3. New or reconstructed non-emergency 2SLB stationary RICE >500 HP located at a major source of HAP, new or reconstructed non-emergency 4SLB stationary RICE ≥250 HP located at a major source of HAP, non-emergency stationary CI RICE >500 HP located at a major source of HAP, and existing non-emergency stationary CI RICE >500 HP located at an area source of HAP	a. Reduce CO emissions and not using oxidation catalyst	i. The average reduction of emissions of CO determined from the initial performance test achieves the required CO percent reduction; and ii. You have installed a CPMS to continuously monitor operating parameters approved by the Administrator (if any) according to the requirements in §63.6625(b); and iii. You have recorded the approved operating parameters (if any) during the initial performance test.
4. Non-emergency stationary CI RICE >500 HP located at a major source of HAP, and existing non-emergency stationary CI RICE >500 HP located at an area source of HAP	a. Limit the concentration of CO, and not using oxidation catalyst	i. The average CO concentration determined from the initial performance test is less than or equal to the CO emission limitation; and ii. You have installed a CPMS to continuously monitor operating parameters approved by the

		Administrator (if any) according to the requirements in §63.6625(b); and
		iii. You have recorded the approved operating parameters (if any) during the initial performance test.
5. New or reconstructed non-emergency 2SLB stationary RICE >500 HP located at a major source of HAP, new or reconstructed non-emergency 4SLB stationary RICE ≥250 HP located at a major source of HAP, non-emergency stationary CI RICE >500 HP located at a major source of HAP, and existing non-emergency stationary CI RICE >500 HP located at an area source of HAP	a. Reduce CO emissions, and using a CEMS	i. You have installed a CEMS to continuously monitor CO and either O ₂ or CO ₂ at both the inlet and outlet of the oxidation catalyst according to the requirements in §63.6625(a); and ii. You have conducted a performance evaluation of your CEMS using PS 3 and 4A of 40 CFR part 60, appendix B; and
		iii. The average reduction of CO calculated using §63.6620 equals or exceeds the required percent reduction. The initial test comprises the first 4-hour period after successful validation of the CEMS. Compliance is based on the average percent reduction achieved during the 4-hour period.
6. Non-emergency stationary CI RICE >500 HP located at a major source of HAP, and existing non-emergency stationary CI RICE >500 HP located at an area source of HAP	a. Limit the concentration of CO, and using a CEMS	i. You have installed a CEMS to continuously monitor CO and either O ₂ or CO ₂ at the outlet of the oxidation catalyst according to the requirements in §63.6625(a); and
		ii. You have conducted a performance evaluation of your CEMS using PS 3 and 4A of 40 CFR part 60, appendix B; and
		iii. The average concentration of CO calculated using §63.6620 is less than or equal to the CO emission limitation. The initial test comprises the first 4-hour period after successful validation of the CEMS. Compliance is based on the average concentration measured during the 4-hour period.

7. Non-emergency 4SRB stationary RICE >500 HP located at a major source of HAP	a. Reduce formaldehyde emissions and using NSCR	i. The average reduction of emissions of formaldehyde determined from the initial performance test is equal to or greater than the required formaldehyde percent reduction, or the average reduction of emissions of THC determined from the initial performance test is equal to or greater than 30 percent; and
		ii. You have installed a CPMS to continuously monitor catalyst inlet temperature according to the requirements in §63.6625(b); and
		iii. You have recorded the catalyst pressure drop and catalyst inlet temperature during the initial performance test.
8. Non-emergency 4SRB stationary RICE >500 HP located at a major source of HAP	a. Reduce formaldehyde emissions and not using NSCR	i. The average reduction of emissions of formaldehyde determined from the initial performance test is equal to or greater than the required formaldehyde percent reduction or the average reduction of emissions of THC determined from the initial performance test is equal to or greater than 30 percent; and
		ii. You have installed a CPMS to continuously monitor operating parameters approved by the Administrator (if any) according to the requirements in §63.6625(b); and
		iii. You have recorded the approved operating parameters (if any) during the initial performance test.
9. New or reconstructed non-emergency stationary RICE >500 HP located at a major source of HAP, new or reconstructed non-emergency 4SLB stationary RICE $250 \leq \text{HP} \leq 500$ located at a major source of HAP, and existing non-emergency 4SRB stationary RICE >500 HP located at a major source of HAP	a. Limit the concentration of formaldehyde in the stationary RICE exhaust and using oxidation catalyst or NSCR	i. The average formaldehyde concentration, corrected to 15 percent O ₂ , dry basis, from the three test runs is less than or equal to the formaldehyde emission limitation; and ii. You have installed a CPMS to continuously monitor catalyst inlet temperature according to the

		requirements in §63.6625(b); and
		iii. You have recorded the catalyst pressure drop and catalyst inlet temperature during the initial performance test.
10. New or reconstructed non-emergency stationary RICE >500 HP located at a major source of HAP, new or reconstructed non-emergency 4SLB stationary RICE $250 \leq \text{HP} \leq 500$ located at a major source of HAP, and existing non-emergency 4SRB stationary RICE >500 HP located at a major source of HAP	a. Limit the concentration of formaldehyde in the stationary RICE exhaust and not using oxidation catalyst or NSCR	i. The average formaldehyde concentration, corrected to 15 percent O ₂ , dry basis, from the three test runs is less than or equal to the formaldehyde emission limitation; and ii. You have installed a CPMS to continuously monitor operating parameters approved by the Administrator (if any) according to the requirements in §63.6625(b); and
		iii. You have recorded the approved operating parameters (if any) during the initial performance test.
11. Existing non-emergency stationary RICE $100 \leq \text{HP} \leq 500$ located at a major source of HAP, and existing non-emergency stationary CI RICE $300 < \text{HP} \leq 500$ located at an area source of HAP	a. Reduce CO emissions	i. The average reduction of emissions of CO or formaldehyde, as applicable determined from the initial performance test is equal to or greater than the required CO or formaldehyde, as applicable, percent reduction.
12. Existing non-emergency stationary RICE $100 \leq \text{HP} \leq 500$ located at a major source of HAP, and existing non-emergency stationary CI RICE $300 < \text{HP} \leq 500$ located at an area source of HAP	a. Limit the concentration of formaldehyde or CO in the stationary RICE exhaust	i. The average formaldehyde or CO concentration, as applicable, corrected to 15 percent O ₂ , dry basis, from the three test runs is less than or equal to the formaldehyde or CO emission limitation, as applicable.
13. Existing non-emergency 4SLB stationary RICE >500 HP located at an area source of HAP that are not remote stationary RICE and that are operated more than 24 hours per calendar year	a. Install an oxidation catalyst	i. You have conducted an initial compliance demonstration as specified in §63.6630(e) to show that the average reduction of emissions of CO is 93 percent or more, or the average CO concentration is less than or equal to 47 ppmvd at 15 percent O ₂ ;
		ii. You have installed a CPMS to continuously monitor catalyst inlet

		temperature according to the requirements in §63.6625(b), or you have installed equipment to automatically shut down the engine if the catalyst inlet temperature exceeds 1350 °F.
14. Existing non-emergency 4SRB stationary RICE >500 HP located at an area source of HAP that are not remote stationary RICE and that are operated more than 24 hours per calendar year	a. Install NSCR	i. You have conducted an initial compliance demonstration as specified in §63.6630(e) to show that the average reduction of emissions of CO is 75 percent or more, the average CO concentration is less than or equal to 270 ppmvd at 15 percent O ₂ , or the average reduction of emissions of THC is 30 percent or more;
		ii. You have installed a CPMS to continuously monitor catalyst inlet temperature according to the requirements in §63.6625(b), or you have installed equipment to automatically shut down the engine if the catalyst inlet temperature exceeds 1250 °F.

[78 FR 6712, Jan. 30, 2013]

Table 6 to Subpart ZZZZ of Part 63—Continuous Compliance With Emission Limitations, and Other Requirements

As stated in §63.6640, you must continuously comply with the emissions and operating limitations and work or management practices as required by the following:

For each . . .	Complying with the requirement to . . .	You must demonstrate continuous compliance by . . .
1. New or reconstructed non-emergency 2SLB stationary RICE >500 HP located at a major source of HAP, new or reconstructed non-emergency 4SLB stationary RICE ≥250 HP located at a major source of HAP, and new or reconstructed non-emergency CI stationary RICE >500 HP located at a major source of HAP	a. Reduce CO emissions and using an oxidation catalyst, and using a CPMS	i. Conducting semiannual performance tests for CO to demonstrate that the required CO percent reduction is achieved ^a ; and ii. Collecting the catalyst inlet temperature data according to §63.6625(b); and iii. Reducing these data to 4-hour rolling averages; and

		iv. Maintaining the 4-hour rolling averages within the operating limitations for the catalyst inlet temperature; and
		v. Measuring the pressure drop across the catalyst once per month and demonstrating that the pressure drop across the catalyst is within the operating limitation established during the performance test.
2. New or reconstructed non-emergency 2SLB stationary RICE >500 HP located at a major source of HAP, new or reconstructed non-emergency 4SLB stationary RICE ≥250 HP located at a major source of HAP, and new or reconstructed non-emergency CI stationary RICE >500 HP located at a major source of HAP	a. Reduce CO emissions and not using an oxidation catalyst, and using a CPMS	i. Conducting semiannual performance tests for CO to demonstrate that the required CO percent reduction is achieved ^a ; and ii. Collecting the approved operating parameter (if any) data according to §63.6625(b); and iii. Reducing these data to 4-hour rolling averages; and
		iv. Maintaining the 4-hour rolling averages within the operating limitations for the operating parameters established during the performance test.
3. New or reconstructed non-emergency 2SLB stationary RICE >500 HP located at a major source of HAP, new or reconstructed non-emergency 4SLB stationary RICE ≥250 HP located at a major source of HAP, new or reconstructed non-emergency stationary CI RICE >500 HP located at a major source of HAP, and existing non-emergency stationary CI RICE >500 HP	a. Reduce CO emissions or limit the concentration of CO in the stationary RICE exhaust, and using a CEMS	i. Collecting the monitoring data according to §63.6625(a), reducing the measurements to 1-hour averages, calculating the percent reduction or concentration of CO emissions according to §63.6620; and ii. Demonstrating that the catalyst achieves the required percent reduction of CO emissions over the 4-hour averaging period, or that the emission remain at or below the CO concentration limit; and
		iii. Conducting an annual RATA of your CEMS using PS 3 and 4A of 40 CFR part 60, appendix B, as well as daily and periodic data quality checks in accordance with 40 CFR

		part 60, appendix F, procedure 1.
4. Non-emergency 4SRB stationary RICE >500 HP located at a major source of HAP	a. Reduce formaldehyde emissions and using NSCR	i. Collecting the catalyst inlet temperature data according to §63.6625(b); and
		ii. Reducing these data to 4-hour rolling averages; and
		iii. Maintaining the 4-hour rolling averages within the operating limitations for the catalyst inlet temperature; and
		iv. Measuring the pressure drop across the catalyst once per month and demonstrating that the pressure drop across the catalyst is within the operating limitation established during the performance test.
5. Non-emergency 4SRB stationary RICE >500 HP located at a major source of HAP	a. Reduce formaldehyde emissions and not using NSCR	i. Collecting the approved operating parameter (if any) data according to §63.6625(b); and
		ii. Reducing these data to 4-hour rolling averages; and
		iii. Maintaining the 4-hour rolling averages within the operating limitations for the operating parameters established during the performance test.
6. Non-emergency 4SRB stationary RICE with a brake HP \geq 5,000 located at a major source of HAP	a. Reduce formaldehyde emissions	Conducting semiannual performance tests for formaldehyde to demonstrate that the required formaldehyde percent reduction is achieved, or to demonstrate that the average reduction of emissions of THC determined from the performance test is equal to or greater than 30 percent. ^a
7. New or reconstructed non-emergency stationary RICE >500 HP located at a major source of HAP and new or reconstructed non-	a. Limit the concentration of formaldehyde in the stationary RICE	i. Conducting semiannual performance tests for formaldehyde to demonstrate that your emissions remain at or below the formaldehyde

emergency 4SLB stationary RICE $250 \leq \text{HP} \leq 500$ located at a major source of HAP	exhaust and using oxidation catalyst or NSCR	concentration limit ^a ; and ii. Collecting the catalyst inlet temperature data according to §63.6625(b); and
		iii. Reducing these data to 4-hour rolling averages; and
		iv. Maintaining the 4-hour rolling averages within the operating limitations for the catalyst inlet temperature; and
		v. Measuring the pressure drop across the catalyst once per month and demonstrating that the pressure drop across the catalyst is within the operating limitation established during the performance test.
8. New or reconstructed non-emergency stationary RICE >500 HP located at a major source of HAP and new or reconstructed non-emergency 4SLB stationary RICE $250 \leq \text{HP} \leq 500$ located at a major source of HAP	a. Limit the concentration of formaldehyde in the stationary RICE exhaust and not using oxidation catalyst or NSCR	i. Conducting semiannual performance tests for formaldehyde to demonstrate that your emissions remain at or below the formaldehyde concentration limit ^a ; and ii. Collecting the approved operating parameter (if any) data according to §63.6625(b); and
		iii. Reducing these data to 4-hour rolling averages; and
		iv. Maintaining the 4-hour rolling averages within the operating limitations for the operating parameters established during the performance test.
9. Existing emergency and black start stationary RICE ≤ 500 HP located at a major source of HAP, existing non-emergency stationary RICE <100 HP located at a major source of HAP, existing emergency and black start stationary RICE located at an area source of HAP, existing non-emergency stationary CI RICE ≤ 300 HP located at an area source of HAP, existing non-	a. Work or Management practices	i. Operating and maintaining the stationary RICE according to the manufacturer's emission-related operation and maintenance instructions; or ii. Develop and follow your own maintenance plan which must provide to the extent practicable for the maintenance and operation of the engine in a manner consistent with good air pollution control practice for

<p>emergency 2SLB stationary RICE located at an area source of HAP, existing non-emergency stationary SI RICE located at an area source of HAP which combusts landfill or digester gas equivalent to 10 percent or more of the gross heat input on an annual basis, existing non-emergency 4SLB and 4SRB stationary RICE ≤ 500 HP located at an area source of HAP, existing non-emergency 4SLB and 4SRB stationary RICE > 500 HP located at an area source of HAP that operate 24 hours or less per calendar year, and existing non-emergency 4SLB and 4SRB stationary RICE > 500 HP located at an area source of HAP that are remote stationary RICE</p>		<p>minimizing emissions.</p>
<p>10. Existing stationary CI RICE > 500 HP that are not limited use stationary RICE</p>	<p>a. Reduce CO emissions, or limit the concentration of CO in the stationary RICE exhaust, and using oxidation catalyst</p>	<p>i. Conducting performance tests every 8,760 hours or 3 years, whichever comes first, for CO or formaldehyde, as appropriate, to demonstrate that the required CO or formaldehyde, as appropriate, percent reduction is achieved or that your emissions remain at or below the CO or formaldehyde concentration limit; and</p>
		<p>ii. Collecting the catalyst inlet temperature data according to §63.6625(b); and</p>
		<p>iii. Reducing these data to 4-hour rolling averages; and</p>
		<p>iv. Maintaining the 4-hour rolling averages within the operating limitations for the catalyst inlet temperature; and</p>
		<p>v. Measuring the pressure drop across the catalyst once per month and demonstrating that the pressure drop across the catalyst is within the operating limitation established</p>

		during the performance test.
11. Existing stationary CI RICE >500 HP that are not limited use stationary RICE	a. Reduce CO emissions, or limit the concentration of CO in the stationary RICE exhaust, and not using oxidation catalyst	i. Conducting performance tests every 8,760 hours or 3 years, whichever comes first, for CO or formaldehyde, as appropriate, to demonstrate that the required CO or formaldehyde, as appropriate, percent reduction is achieved or that your emissions remain at or below the CO or formaldehyde concentration limit; and
		ii. Collecting the approved operating parameter (if any) data according to §63.6625(b); and
		iii. Reducing these data to 4-hour rolling averages; and
		iv. Maintaining the 4-hour rolling averages within the operating limitations for the operating parameters established during the performance test.
12. Existing limited use CI stationary RICE >500 HP	a. Reduce CO emissions or limit the concentration of CO in the stationary RICE exhaust, and using an oxidation catalyst	i. Conducting performance tests every 8,760 hours or 5 years, whichever comes first, for CO or formaldehyde, as appropriate, to demonstrate that the required CO or formaldehyde, as appropriate, percent reduction is achieved or that your emissions remain at or below the CO or formaldehyde concentration limit; and
		ii. Collecting the catalyst inlet temperature data according to §63.6625(b); and
		iii. Reducing these data to 4-hour rolling averages; and
		iv. Maintaining the 4-hour rolling averages within the operating limitations for the catalyst inlet temperature; and
		v. Measuring the pressure drop

		across the catalyst once per month and demonstrating that the pressure drop across the catalyst is within the operating limitation established during the performance test.
13. Existing limited use CI stationary RICE >500 HP	a. Reduce CO emissions or limit the concentration of CO in the stationary RICE exhaust, and not using an oxidation catalyst	i. Conducting performance tests every 8,760 hours or 5 years, whichever comes first, for CO or formaldehyde, as appropriate, to demonstrate that the required CO or formaldehyde, as appropriate, percent reduction is achieved or that your emissions remain at or below the CO or formaldehyde concentration limit; and
		ii. Collecting the approved operating parameter (if any) data according to §63.6625(b); and
		iii. Reducing these data to 4-hour rolling averages; and
		iv. Maintaining the 4-hour rolling averages within the operating limitations for the operating parameters established during the performance test.
14. Existing non-emergency 4SLB stationary RICE >500 HP located at an area source of HAP that are not remote stationary RICE and that are operated more than 24 hours per calendar year	a. Install an oxidation catalyst	i. Conducting annual compliance demonstrations as specified in §63.6640(c) to show that the average reduction of emissions of CO is 93 percent or more, or the average CO concentration is less than or equal to 47 ppmvd at 15 percent O ₂ ; and either ii. Collecting the catalyst inlet temperature data according to §63.6625(b), reducing these data to 4-hour rolling averages; and maintaining the 4-hour rolling averages within the limitation of greater than 450 °F and less than or equal to 1350 °F for the catalyst inlet temperature; or iii. Immediately shutting down the

		engine if the catalyst inlet temperature exceeds 1350 °F.
15. Existing non-emergency 4SRB stationary RICE >500 HP located at an area source of HAP that are not remote stationary RICE and that are operated more than 24 hours per calendar year	a. Install NSCR	i. Conducting annual compliance demonstrations as specified in §63.6640(c) to show that the average reduction of emissions of CO is 75 percent or more, the average CO concentration is less than or equal to 270 ppmvd at 15 percent O ₂ or the average reduction of emissions of THC is 30 percent or more; and either ii. Collecting the catalyst inlet temperature data according to §63.6625(b), reducing these data to 4-hour rolling averages; and maintaining the 4-hour rolling averages within the limitation of greater than or equal to 750 °F and less than or equal to 1250 °F for the catalyst inlet temperature; or iii. Immediately shutting down the engine if the catalyst inlet temperature exceeds 1250 °F.

^aAfter you have demonstrated compliance for two consecutive tests, you may reduce the frequency of subsequent performance tests to annually. If the results of any subsequent annual performance test indicate the stationary RICE is not in compliance with the CO or formaldehyde emission limitation, or you deviate from any of your operating limitations, you must resume semiannual performance tests.

[78 FR 6715, Jan. 30, 2013]

Table 7 to Subpart ZZZZ of Part 63—Requirements for Reports

As stated in §63.6650, you must comply with the following requirements for reports:

For each . . .	You must submit a . . .	The report must contain . . .	You must submit the report . . .
1. Existing non-emergency, non-black start stationary RICE 100≤HP≤500 located at a major source of HAP; existing non-emergency, non-black start stationary CI RICE	Compliance report	a. If there are no deviations from any emission limitations or operating limitations that apply to you, a statement that there were no deviations from the	i. Semiannually according to the requirements in §63.6650(b)(1)-(5) for engines that are not limited use stationary

>500 HP located at a major source of HAP; existing non-emergency 4SRB stationary RICE >500 HP located at a major source of HAP; existing non-emergency, non-black start stationary CI RICE >300 HP located at an area source of HAP; new or reconstructed non-emergency stationary RICE >500 HP located at a major source of HAP; and new or reconstructed non-emergency 4SLB stationary RICE $250 \leq \text{HP} \leq 500$ located at a major source of HAP		emission limitations or operating limitations during the reporting period. If there were no periods during which the CMS, including CEMS and CPMS, was out-of-control, as specified in §63.8(c)(7), a statement that there were not periods during which the CMS was out-of-control during the reporting period; or	RICE subject to numerical emission limitations; and ii. Annually according to the requirements in §63.6650(b)(6)-(9) for engines that are limited use stationary RICE subject to numerical emission limitations.
		b. If you had a deviation from any emission limitation or operating limitation during the reporting period, the information in §63.6650(d). If there were periods during which the CMS, including CEMS and CPMS, was out-of-control, as specified in §63.8(c)(7), the information in §63.6650(e); or	i. Semiannually according to the requirements in §63.6650(b).
		c. If you had a malfunction during the reporting period, the information in §63.6650(c)(4).	i. Semiannually according to the requirements in §63.6650(b).
2. New or reconstructed non-emergency stationary RICE that combusts landfill gas or digester gas equivalent to 10 percent or more of the gross heat input on an annual basis	Report	a. The fuel flow rate of each fuel and the heating values that were used in your calculations, and you must demonstrate that the percentage of heat input provided by landfill gas or digester gas, is equivalent to 10 percent or more of the gross heat input on an annual basis; and	i. Annually, according to the requirements in §63.6650.
		b. The operating limits	i. See item 2.a.i.

		provided in your federally enforceable permit, and any deviations from these limits; and	
		c. Any problems or errors suspected with the meters.	i. See item 2.a.i.
3. Existing non-emergency, non-black start 4SLB and 4SRB stationary RICE >500 HP located at an area source of HAP that are not remote stationary RICE and that operate more than 24 hours per calendar year	Compliance report	a. The results of the annual compliance demonstration, if conducted during the reporting period.	i. Semiannually according to the requirements in §63.6650(b)(1)-(5).
4. Emergency stationary RICE that operate or are contractually obligated to be available for more than 15 hours per year for the purposes specified in §63.6640(f)(2)(ii) and (iii) or that operate for the purposes specified in §63.6640(f)(4)(ii)	Report	a. The information in §63.6650(h)(1)	i. annually according to the requirements in §63.6650(h)(2)-(3).

[78 FR 6719, Jan. 30, 2013]

Table 8 to Subpart ZZZZ of Part 63—Applicability of General Provisions to Subpart ZZZZ.

As stated in §63.6665, you must comply with the following applicable general provisions.

General provisions citation	Subject of citation	Applies to subpart	Explanation
§63.1	General applicability of the General Provisions	Yes.	
§63.2	Definitions	Yes	Additional terms defined in §63.6675.
§63.3	Units and abbreviations	Yes.	
§63.4	Prohibited activities and circumvention	Yes.	
§63.5	Construction and reconstruction	Yes.	

§63.6(a)	Applicability	Yes.	
§63.6(b)(1)-(4)	Compliance dates for new and reconstructed sources	Yes.	
§63.6(b)(5)	Notification	Yes.	
§63.6(b)(6)	[Reserved]		
§63.6(b)(7)	Compliance dates for new and reconstructed area sources that become major sources	Yes.	
§63.6(c)(1)-(2)	Compliance dates for existing sources	Yes.	
§63.6(c)(3)-(4)	[Reserved]		
§63.6(c)(5)	Compliance dates for existing area sources that become major sources	Yes.	
§63.6(d)	[Reserved]		
§63.6(e)	Operation and maintenance	No.	
§63.6(f)(1)	Applicability of standards	No.	
§63.6(f)(2)	Methods for determining compliance	Yes.	
§63.6(f)(3)	Finding of compliance	Yes.	
§63.6(g)(1)-(3)	Use of alternate standard	Yes.	
§63.6(h)	Opacity and visible emission standards	No	Subpart ZZZZ does not contain opacity or visible emission standards.
§63.6(i)	Compliance extension procedures and criteria	Yes.	
§63.6(j)	Presidential compliance exemption	Yes.	
§63.7(a)(1)-(2)	Performance test dates	Yes	Subpart ZZZZ contains performance test dates at §§63.6610, 63.6611, and 63.6612.
§63.7(a)(3)	CAA section 114 authority	Yes.	
§63.7(b)(1)	Notification of performance test	Yes	Except that §63.7(b)(1) only applies as specified in §63.6645.

§63.7(b)(2)	Notification of rescheduling	Yes	Except that §63.7(b)(2) only applies as specified in §63.6645.
§63.7(c)	Quality assurance/test plan	Yes	Except that §63.7(c) only applies as specified in §63.6645.
§63.7(d)	Testing facilities	Yes.	
§63.7(e)(1)	Conditions for conducting performance tests	No.	Subpart ZZZZ specifies conditions for conducting performance tests at §63.6620.
§63.7(e)(2)	Conduct of performance tests and reduction of data	Yes	Subpart ZZZZ specifies test methods at §63.6620.
§63.7(e)(3)	Test run duration	Yes.	
§63.7(e)(4)	Administrator may require other testing under section 114 of the CAA	Yes.	
§63.7(f)	Alternative test method provisions	Yes.	
§63.7(g)	Performance test data analysis, recordkeeping, and reporting	Yes.	
§63.7(h)	Waiver of tests	Yes.	
§63.8(a)(1)	Applicability of monitoring requirements	Yes	Subpart ZZZZ contains specific requirements for monitoring at §63.6625.
§63.8(a)(2)	Performance specifications	Yes.	
§63.8(a)(3)	[Reserved]		
§63.8(a)(4)	Monitoring for control devices	No.	
§63.8(b)(1)	Monitoring	Yes.	
§63.8(b)(2)-(3)	Multiple effluents and multiple monitoring systems	Yes.	
§63.8(c)(1)	Monitoring system operation and maintenance	Yes.	
§63.8(c)(1)(i)	Routine and predictable SSM	No	
§63.8(c)(1)(ii)	SSM not in Startup Shutdown Malfunction Plan	Yes.	

§63.8(c)(1)(iii)	Compliance with operation and maintenance requirements	No	
§63.8(c)(2)-(3)	Monitoring system installation	Yes.	
§63.8(c)(4)	Continuous monitoring system (CMS) requirements	Yes	Except that subpart ZZZZ does not require Continuous Opacity Monitoring System (COMS).
§63.8(c)(5)	COMS minimum procedures	No	Subpart ZZZZ does not require COMS.
§63.8(c)(6)-(8)	CMS requirements	Yes	Except that subpart ZZZZ does not require COMS.
§63.8(d)	CMS quality control	Yes.	
§63.8(e)	CMS performance evaluation	Yes	Except for §63.8(e)(5)(ii), which applies to COMS.
		Except that §63.8(e) only applies as specified in §63.6645.	
§63.8(f)(1)-(5)	Alternative monitoring method	Yes	Except that §63.8(f)(4) only applies as specified in §63.6645.
§63.8(f)(6)	Alternative to relative accuracy test	Yes	Except that §63.8(f)(6) only applies as specified in §63.6645.
§63.8(g)	Data reduction	Yes	Except that provisions for COMS are not applicable. Averaging periods for demonstrating compliance are specified at §§63.6635 and 63.6640.
§63.9(a)	Applicability and State delegation of notification requirements	Yes.	
§63.9(b)(1)-(5)	Initial notifications	Yes	Except that §63.9(b)(3) is reserved.
		Except that §63.9(b) only applies as	

		specified in §63.6645.	
§63.9(c)	Request for compliance extension	Yes	Except that §63.9(c) only applies as specified in §63.6645.
§63.9(d)	Notification of special compliance requirements for new sources	Yes	Except that §63.9(d) only applies as specified in §63.6645.
§63.9(e)	Notification of performance test	Yes	Except that §63.9(e) only applies as specified in §63.6645.
§63.9(f)	Notification of visible emission (VE)/opacity test	No	Subpart ZZZZ does not contain opacity or VE standards.
§63.9(g)(1)	Notification of performance evaluation	Yes	Except that §63.9(g) only applies as specified in §63.6645.
§63.9(g)(2)	Notification of use of COMS data	No	Subpart ZZZZ does not contain opacity or VE standards.
§63.9(g)(3)	Notification that criterion for alternative to RATA is exceeded	Yes	If alternative is in use.
		Except that §63.9(g) only applies as specified in §63.6645.	
§63.9(h)(1)-(6)	Notification of compliance status	Yes	Except that notifications for sources using a CEMS are due 30 days after completion of performance evaluations. §63.9(h)(4) is reserved.
			Except that §63.9(h) only applies as specified in §63.6645.
§63.9(i)	Adjustment of submittal deadlines	Yes.	
§63.9(j)	Change in previous	Yes.	

	information		
§63.10(a)	Administrative provisions for recordkeeping/reporting	Yes.	
§63.10(b)(1)	Record retention	Yes	Except that the most recent 2 years of data do not have to be retained on site.
§63.10(b)(2)(i)-(v)	Records related to SSM	No.	
§63.10(b)(2)(vi)-(xi)	Records	Yes.	
§63.10(b)(2)(xii)	Record when under waiver	Yes.	
§63.10(b)(2)(xiii)	Records when using alternative to RATA	Yes	For CO standard if using RATA alternative.
§63.10(b)(2)(xiv)	Records of supporting documentation	Yes.	
§63.10(b)(3)	Records of applicability determination	Yes.	
§63.10(c)	Additional records for sources using CEMS	Yes	Except that §63.10(c)(2)-(4) and (9) are reserved.
§63.10(d)(1)	General reporting requirements	Yes.	
§63.10(d)(2)	Report of performance test results	Yes.	
§63.10(d)(3)	Reporting opacity or VE observations	No	Subpart ZZZZ does not contain opacity or VE standards.
§63.10(d)(4)	Progress reports	Yes.	
§63.10(d)(5)	Startup, shutdown, and malfunction reports	No.	
§63.10(e)(1) and (2)(i)	Additional CMS Reports	Yes.	
§63.10(e)(2)(ii)	COMS-related report	No	Subpart ZZZZ does not require COMS.
§63.10(e)(3)	Excess emission and parameter exceedances reports	Yes.	Except that §63.10(e)(3)(i) (C) is reserved.
§63.10(e)(4)	Reporting COMS data	No	Subpart ZZZZ does not require COMS.

§63.10(f)	Waiver for recordkeeping/reporting	Yes.	
§63.11	Flares	No.	
§63.12	State authority and delegations	Yes.	
§63.13	Addresses	Yes.	
§63.14	Incorporation by reference	Yes.	
§63.15	Availability of information	Yes.	

[75 FR 9688, Mar. 3, 2010, as amended at 78 FR 6720, Jan. 30, 2013]

Appendix A—Protocol for Using an Electrochemical Analyzer to Determine Oxygen and Carbon Monoxide Concentrations From Certain Engines

1.0 SCOPE AND APPLICATION. WHAT IS THIS PROTOCOL?

This protocol is a procedure for using portable electrochemical (EC) cells for measuring carbon monoxide (CO) and oxygen (O₂) concentrations in controlled and uncontrolled emissions from existing stationary 4-stroke lean burn and 4-stroke rich burn reciprocating internal combustion engines as specified in the applicable rule.

1.1 Analytes. What does this protocol determine?

This protocol measures the engine exhaust gas concentrations of carbon monoxide (CO) and oxygen (O₂).

Analyte	CAS No.	Sensitivity
Carbon monoxide (CO)	630-08-0	Minimum detectable limit should be 2 percent of the nominal range or 1 ppm, whichever is less restrictive.
Oxygen (O ₂)	7782-44-7	

1.2 Applicability. When is this protocol acceptable?

This protocol is applicable to 40 CFR part 63, subpart ZZZZ. Because of inherent cross sensitivities of EC cells, you must not apply this protocol to other emissions sources without specific instruction to that effect.

1.3 Data Quality Objectives. How good must my collected data be?

Refer to Section 13 to verify and document acceptable analyzer performance.

1.4 Range. What is the targeted analytical range for this protocol?

The measurement system and EC cell design(s) conforming to this protocol will determine the analytical range for each gas component. The nominal ranges are defined by choosing up-scale

calibration gas concentrations near the maximum anticipated flue gas concentrations for CO and O₂, or no more than twice the permitted CO level.

1.5 Sensitivity. What minimum detectable limit will this protocol yield for a particular gas component?

The minimum detectable limit depends on the nominal range and resolution of the specific EC cell used, and the signal to noise ratio of the measurement system. The minimum detectable limit should be 2 percent of the nominal range or 1 ppm, whichever is less restrictive.

2.0 SUMMARY OF PROTOCOL

In this protocol, a gas sample is extracted from an engine exhaust system and then conveyed to a portable EC analyzer for measurement of CO and O₂ gas concentrations. This method provides measurement system performance specifications and sampling protocols to ensure reliable data. You may use additions to, or modifications of vendor supplied measurement systems (e.g., heated or unheated sample lines, thermocouples, flow meters, selective gas scrubbers, etc.) to meet the design specifications of this protocol. Do not make changes to the measurement system from the as-verified configuration (Section 3.12).

3.0 DEFINITIONS

3.1 Measurement System. The total equipment required for the measurement of CO and O₂ concentrations. The measurement system consists of the following major subsystems:

3.1.1 Data Recorder. A strip chart recorder, computer or digital recorder for logging measurement data from the analyzer output. You may record measurement data from the digital data display manually or electronically.

3.1.2 Electrochemical (EC) Cell. A device, similar to a fuel cell, used to sense the presence of a specific analyte and generate an electrical current output proportional to the analyte concentration.

3.1.3 Interference Gas Scrubber. A device used to remove or neutralize chemical compounds that may interfere with the selective operation of an EC cell.

3.1.4 Moisture Removal System. Any device used to reduce the concentration of moisture in the sample stream so as to protect the EC cells from the damaging effects of condensation and to minimize errors in measurements caused by the scrubbing of soluble gases.

3.1.5 Sample Interface. The portion of the system used for one or more of the following: sample acquisition; sample transport; sample conditioning or protection of the EC cell from any degrading effects of the engine exhaust effluent; removal of particulate matter and condensed moisture.

3.2 Nominal Range. The range of analyte concentrations over which each EC cell is operated (normally 25 percent to 150 percent of up-scale calibration gas value). Several nominal ranges can be used for any given cell so long as the calibration and repeatability checks for that range remain within specifications.

3.3 Calibration Gas. A vendor certified concentration of a specific analyte in an appropriate balance gas.

3.4 Zero Calibration Error. The analyte concentration output exhibited by the EC cell in response to zero-level calibration gas.

3.5 Up-Scale Calibration Error. The mean of the difference between the analyte concentration exhibited by the EC cell and the certified concentration of the up-scale calibration gas.

3.6 Interference Check. A procedure for quantifying analytical interference from components in the engine exhaust gas other than the targeted analytes.

3.7 Repeatability Check. A protocol for demonstrating that an EC cell operated over a given nominal analyte concentration range provides a stable and consistent response and is not significantly affected by repeated exposure to that gas.

3.8 Sample Flow Rate. The flow rate of the gas sample as it passes through the EC cell. In some situations, EC cells can experience drift with changes in flow rate. The flow rate must be monitored and documented during all phases of a sampling run.

3.9 Sampling Run. A timed three-phase event whereby an EC cell's response rises and plateaus in a sample conditioning phase, remains relatively constant during a measurement data phase, then declines during a refresh phase. The sample conditioning phase exposes the EC cell to the gas sample for a length of time sufficient to reach a constant response. The measurement data phase is the time interval during which gas sample measurements can be made that meet the acceptance criteria of this protocol. The refresh phase then purges the EC cells with CO-free air. The refresh phase replenishes requisite O₂ and moisture in the electrolyte reserve and provides a mechanism to de-gas or desorb any interference gas scrubbers or filters so as to enable a stable CO EC cell response. There are four primary types of sampling runs: pre-sampling calibrations; stack gas sampling; post-sampling calibration checks; and measurement system repeatability checks. Stack gas sampling runs can be chained together for extended evaluations, providing all other procedural specifications are met.

3.10 Sampling Day. A time not to exceed twelve hours from the time of the pre-sampling calibration to the post-sampling calibration check. During this time, stack gas sampling runs can be repeated without repeated recalibrations, providing all other sampling specifications have been met.

3.11 Pre-Sampling Calibration/Post-Sampling Calibration Check. The protocols executed at the beginning and end of each sampling day to bracket measurement readings with controlled performance checks.

3.12 Performance-Established Configuration. The EC cell and sampling system configuration that existed at the time that it initially met the performance requirements of this protocol.

4.0 INTERFERENCES.

When present in sufficient concentrations, NO and NO₂ are two gas species that have been reported to interfere with CO concentration measurements. In the likelihood of this occurrence, it is the protocol user's responsibility to employ and properly maintain an appropriate CO EC cell filter or scrubber for removal of these gases, as described in Section 6.2.12.

5.0 SAFETY. [RESERVED]

6.0 EQUIPMENT AND SUPPLIES.

6.1 What equipment do I need for the measurement system?

The system must maintain the gas sample at conditions that will prevent moisture condensation in the sample transport lines, both before and as the sample gas contacts the EC cells. The essential components of the measurement system are described below.

6.2 Measurement System Components.

6.2.1 Sample Probe. A single extraction-point probe constructed of glass, stainless steel or other non-reactive material, and of length sufficient to reach any designated sampling point. The sample probe must be designed to prevent plugging due to condensation or particulate matter.

6.2.2 Sample Line. Non-reactive tubing to transport the effluent from the sample probe to the EC cell.

6.2.3 Calibration Assembly (optional). A three-way valve assembly or equivalent to introduce calibration gases at ambient pressure at the exit end of the sample probe during calibration checks. The assembly must be designed such that only stack gas or calibration gas flows in the sample line and all gases flow through any gas path filters.

6.2.4 Particulate Filter (optional). Filters before the inlet of the EC cell to prevent accumulation of particulate material in the measurement system and extend the useful life of the components. All filters must be fabricated of materials that are non-reactive to the gas mixtures being sampled.

6.2.5 Sample Pump. A leak-free pump to provide undiluted sample gas to the system at a flow rate sufficient to minimize the response time of the measurement system. If located upstream of the EC cells, the pump must be constructed of a material that is non-reactive to the gas mixtures being sampled.

6.2.8 Sample Flow Rate Monitoring. An adjustable rotameter or equivalent device used to adjust and maintain the sample flow rate through the analyzer as prescribed.

6.2.9 Sample Gas Manifold (optional). A manifold to divert a portion of the sample gas stream to the analyzer and the remainder to a by-pass discharge vent. The sample gas manifold may also include provisions for introducing calibration gases directly to the analyzer. The manifold must be constructed of a material that is non-reactive to the gas mixtures being sampled.

6.2.10 EC cell. A device containing one or more EC cells to determine the CO and O₂ concentrations in the sample gas stream. The EC cell(s) must meet the applicable performance specifications of Section 13 of this protocol.

6.2.11 Data Recorder. A strip chart recorder, computer or digital recorder to make a record of analyzer output data. The data recorder resolution (i.e., readability) must be no greater than 1 ppm for CO; 0.1 percent for O₂; and one degree (either °C or °F) for temperature. Alternatively, you may use a digital or analog meter having the same resolution to observe and manually record the analyzer responses.

6.2.12 Interference Gas Filter or Scrubber. A device to remove interfering compounds upstream of the CO EC cell. Specific interference gas filters or scrubbers used in the performance-established configuration of the analyzer must continue to be used. Such a filter or scrubber must have a means to determine when the removal agent is exhausted. Periodically replace or replenish it in accordance with the manufacturer's recommendations.

7.0 REAGENTS AND STANDARDS. WHAT CALIBRATION GASES ARE NEEDED?

7.1 Calibration Gases. CO calibration gases for the EC cell must be CO in nitrogen or CO in a mixture of nitrogen and O₂. Use CO calibration gases with labeled concentration values certified by the manufacturer to be within ±5 percent of the label value. Dry ambient air (20.9 percent O₂) is acceptable for calibration of the O₂ cell. If needed, any lower percentage O₂ calibration gas must be a mixture of O₂ in nitrogen.

7.1.1 Up-Scale CO Calibration Gas Concentration. Choose one or more up-scale gas concentrations such that the average of the stack gas measurements for each stack gas sampling run are between 25 and 150 percent of those concentrations. Alternatively, choose an up-scale gas that does not exceed twice the concentration of the applicable outlet standard. If a measured gas value exceeds 150 percent of the up-scale CO calibration gas value at any time during the stack gas sampling run, the run must be discarded and repeated.

7.1.2 Up-Scale O₂ Calibration Gas Concentration.

Select an O₂ gas concentration such that the difference between the gas concentration and the average stack gas measurement or reading for each sample run is less than 15 percent O₂. When the average exhaust gas O₂ readings are above 6 percent, you may use dry ambient air (20.9 percent O₂) for the up-scale O₂ calibration gas.

7.1.3 Zero Gas. Use an inert gas that contains less than 0.25 percent of the up-scale CO calibration gas concentration. You may use dry air that is free from ambient CO and other combustion gas products (e.g., CO₂).

8.0 SAMPLE COLLECTION AND ANALYSIS

8.1 Selection of Sampling Sites.

8.1.1 Control Device Inlet. Select a sampling site sufficiently downstream of the engine so that the combustion gases should be well mixed. Use a single sampling extraction point near the center of the duct (e.g., within the 10 percent centroidal area), unless instructed otherwise.

8.1.2 Exhaust Gas Outlet. Select a sampling site located at least two stack diameters downstream of any disturbance (e.g., turbocharger exhaust, crossover junction or recirculation take-off) and at least one-half stack diameter upstream of the gas discharge to the atmosphere. Use a single sampling extraction point near the center of the duct (e.g., within the 10 percent centroidal area), unless instructed otherwise.

8.2 Stack Gas Collection and Analysis. Prior to the first stack gas sampling run, conduct that the pre-sampling calibration in accordance with Section 10.1. Use Figure 1 to record all data. Zero the analyzer with zero gas. Confirm and record that the scrubber media color is correct and not exhausted. Then position the probe at the sampling point and begin the sampling run at the same flow rate used during the up-scale calibration. Record the start time. Record all EC cell output responses and the flow rate during the “sample conditioning phase” once per minute until constant readings are obtained. Then begin the “measurement data phase” and record readings every 15 seconds for at least two minutes (or eight readings), or as otherwise required to achieve two continuous minutes of data that meet the specification given in Section 13.1. Finally, perform the “refresh phase” by introducing dry air, free from CO and other combustion gases, until several minute-to-minute readings of consistent value have been obtained. For each run use the “measurement data phase” readings to calculate the average stack gas CO and O₂ concentrations.

8.3 EC Cell Rate. Maintain the EC cell sample flow rate so that it does not vary by more than ±10 percent throughout the pre-sampling calibration, stack gas sampling and post-sampling calibration check. Alternatively, the EC cell sample flow rate can be maintained within a tolerance range that does not affect the gas concentration readings by more than ±3 percent, as instructed by the EC cell manufacturer.

9.0 QUALITY CONTROL (RESERVED)

10.0 CALIBRATION AND STANDARDIZATION

10.1 Pre-Sampling Calibration. Conduct the following protocol once for each nominal range to be used on each EC cell before performing a stack gas sampling run on each field sampling day. Repeat the calibration if you replace an EC cell before completing all of the sampling runs. There is no prescribed order for calibration of the EC cells; however, each cell must complete the measurement data phase during calibration. Assemble the measurement system by following the manufacturer's recommended protocols including for preparing and preconditioning the EC cell. Assure the measurement system has no leaks and verify the gas scrubbing agent is not depleted. Use Figure 1 to record all data.

10.1.1 Zero Calibration. For both the O₂ and CO cells, introduce zero gas to the measurement system (e.g., at the calibration assembly) and record the concentration reading every minute until readings are constant for at least two consecutive minutes. Include the time and sample flow rate. Repeat the steps in this section at least once to verify the zero calibration for each component gas.

10.1.2 Zero Calibration Tolerance. For each zero gas introduction, the zero level output must be less than or equal to ± 3 percent of the up-scale gas value or ± 1 ppm, whichever is less restrictive, for the CO channel and less than or equal to ± 0.3 percent O₂ for the O₂ channel.

10.1.3 Up-Scale Calibration. Individually introduce each calibration gas to the measurement system (e.g., at the calibration assembly) and record the start time. Record all EC cell output responses and the flow rate during this "sample conditioning phase" once per minute until readings are constant for at least two minutes. Then begin the "measurement data phase" and record readings every 15 seconds for a total of two minutes, or as otherwise required. Finally, perform the "refresh phase" by introducing dry air, free from CO and other combustion gases, until readings are constant for at least two consecutive minutes. Then repeat the steps in this section at least once to verify the calibration for each component gas. Introduce all gases to flow through the entire sample handling system (i.e., at the exit end of the sampling probe or the calibration assembly).

10.1.4 Up-Scale Calibration Error. The mean of the difference of the "measurement data phase" readings from the reported standard gas value must be less than or equal to ± 5 percent or ± 1 ppm for CO or ± 0.5 percent O₂, whichever is less restrictive, respectively. The maximum allowable deviation from the mean measured value of any single "measurement data phase" reading must be less than or equal to ± 2 percent or ± 1 ppm for CO or ± 0.5 percent O₂, whichever is less restrictive, respectively.

10.2 Post-Sampling Calibration Check. Conduct a stack gas post-sampling calibration check after the stack gas sampling run or set of runs and within 12 hours of the initial calibration. Conduct up-scale and zero calibration checks using the protocol in Section 10.1. Make no changes to the sampling system or EC cell calibration until all post-sampling calibration checks have been recorded. If either the zero or up-scale calibration error exceeds the respective specification in Sections 10.1.2 and 10.1.4 then all measurement data collected since the previous successful calibrations are invalid and re-calibration and re-sampling are required. If the sampling system is disassembled or the EC cell calibration is adjusted, repeat the calibration check before conducting the next analyzer sampling run.

11.0 ANALYTICAL PROCEDURE

The analytical procedure is fully discussed in Section 8.

12.0 CALCULATIONS AND DATA ANALYSIS

Determine the CO and O₂ concentrations for each stack gas sampling run by calculating the mean gas concentrations of the data recorded during the "measurement data phase".

13.0 PROTOCOL PERFORMANCE

Use the following protocols to verify consistent analyzer performance during each field sampling day.

13.1 Measurement Data Phase Performance Check. Calculate the mean of the readings from the “measurement data phase”. The maximum allowable deviation from the mean for each of the individual readings is ± 2 percent, or ± 1 ppm, whichever is less restrictive. Record the mean value and maximum deviation for each gas monitored. Data must conform to Section 10.1.4. The EC cell flow rate must conform to the specification in Section 8.3.

Example: A measurement data phase is invalid if the maximum deviation of any single reading comprising that mean is greater than ± 2 percent or ± 1 ppm (the default criteria). For example, if the mean = 30 ppm, single readings of below 29 ppm and above 31 ppm are disallowed).

13.2 Interference Check. Before the initial use of the EC cell and interference gas scrubber in the field, and semi-annually thereafter, challenge the interference gas scrubber with NO and NO₂ gas standards that are generally recognized as representative of diesel-fueled engine NO and NO₂ emission values. Record the responses displayed by the CO EC cell and other pertinent data on Figure 1 or a similar form.

13.2.1 Interference Response. The combined NO and NO₂ interference response should be less than or equal to ± 5 percent of the up-scale CO calibration gas concentration.

13.3 Repeatability Check. Conduct the following check once for each nominal range that is to be used on the CO EC cell within 5 days prior to each field sampling program. If a field sampling program lasts longer than 5 days, repeat this check every 5 days. Immediately repeat the check if the EC cell is replaced or if the EC cell is exposed to gas concentrations greater than 150 percent of the highest up-scale gas concentration.

13.3.1 Repeatability Check Procedure. Perform a complete EC cell sampling run (all three phases) by introducing the CO calibration gas to the measurement system and record the response. Follow Section 10.1.3. Use Figure 1 to record all data. Repeat the run three times for a total of four complete runs. During the four repeatability check runs, do not adjust the system except where necessary to achieve the correct calibration gas flow rate at the analyzer.

13.3.2 Repeatability Check Calculations. Determine the highest and lowest average “measurement data phase” CO concentrations from the four repeatability check runs and record the results on Figure 1 or a similar form. The absolute value of the difference between the maximum and minimum average values recorded must not vary more than ± 3 percent or ± 1 ppm of the up-scale gas value, whichever is less restrictive.

14.0 POLLUTION PREVENTION (RESERVED)

15.0 WASTE MANAGEMENT (RESERVED)

16.0 ALTERNATIVE PROCEDURES (RESERVED)

17.0 REFERENCES

(1) “Development of an Electrochemical Cell Emission Analyzer Test Protocol”, Topical Report, Phil Juneau, Emission Monitoring, Inc., July 1997.

(2) “Determination of Nitrogen Oxides, Carbon Monoxide, and Oxygen Emissions from Natural Gas-Fired Engines, Boilers, and Process Heaters Using Portable Analyzers”, EMC Conditional Test Protocol 30 (CTM-30), Gas Research Institute Protocol GRI-96/0008, Revision 7, October 13, 1997.

(3) "ICAC Test Protocol for Periodic Monitoring", EMC Conditional Test Protocol 34 (CTM-034), The Institute of Clean Air Companies, September 8, 1999.

(4) "Code of Federal Regulations", Protection of Environment, 40 CFR, Part 60, Appendix A, Methods 1-4; 10.

TABLE 1: APPENDIX A—SAMPLING RUN DATA.


Facility_____			Engine I.D._____						Date_____		
Run Type:	()			()				()		()	
(X)	Pre-Sample Calibration			Stack Gas Sample				Post-Sample Cal. Check		Repeatability Check	
Run #	1	1	2	2	3	3	4	4	Time	Scrub. OK	Flow- Rate
Gas	O ₂	CO	O ₂	CO	O ₂	CO	O ₂	CO			
Sample Cond. Phase											
"											
"											
"											
"											
Measurement Data Phase											
"											
"											
"											
"											
"											
"											
"											
"											
"											
"											
"											
"											
"											
"											
Mean											

Refresh Phase											
"											
"											
"											
"											

[78 FR 6721, Jan. 30, 2013]

CERTIFICATE OF SERVICE

I, Cynthia Hook, hereby certify that a copy of this permit has been mailed by first class mail to Jonesboro City Water and Light, 1400 Hanley Drive, Jonesboro, AR, 72401, on this 26th day of March, 2015.

A handwritten signature in black ink, appearing to read 'C. Hook', is written over a horizontal line.

Cynthia Hook, ASIII, Air Division