

ADEQ DRAFT OPERATING AIR PERMIT

Pursuant to the Regulations of the Arkansas Operating Air Permit Program, Regulation 26:

Permit No. : 1842-AOP-R7

IS ISSUED TO:

Arkansas Electric Cooperative Corporation - Harry L. Oswald
Generating Station
17400 Highway 365 South
Wrightsville, AR 72183
Pulaski County
AFIN: 60-01380

THIS PERMIT AUTHORIZES THE ABOVE REFERENCED PERMITTEE TO INSTALL, OPERATE, AND MAINTAIN THE EQUIPMENT AND EMISSION UNITS DESCRIBED IN THE PERMIT APPLICATION AND ON THE FOLLOWING PAGES. THIS PERMIT IS VALID BETWEEN:

December 23, 2015 AND December 22, 2020

THE PERMITTEE IS SUBJECT TO ALL LIMITS AND CONDITIONS CONTAINED HEREIN.

Signed:

Stuart Spencer
Associate Director, Office of Air Quality

Date

Table of Contents

SECTION I: FACILITY INFORMATION	4
SECTION II: INTRODUCTION	5
Summary of Permit Activity	5
Process Description	5
Regulations	5
Emission Summary	6
SECTION III: PERMIT HISTORY	9
SECTION IV: SPECIFIC CONDITIONS	11
SN-01 through SN-07 Combustion Turbines with Duct Burners	11
SN-08 Stand-By Diesel Generator	23
SN-09 Cooling Tower	39
SN-10 Emergency Fire Pump Engine	40
SECTION V: COMPLIANCE PLAN AND SCHEDULE	47
SECTION VI: PLANTWIDE CONDITIONS	48
Acid Rain (Title IV)	49
Title VI Provisions	49
CSAPR Requirements	50
Permit Shield	55
SECTION VII: INSIGNIFICANT ACTIVITIES	58
SECTION VIII: GENERAL PROVISIONS	59
<u>APPENDIX A</u>	
NSPS Subpart Db - <i>Standards of Performance for Industrial-Commercial-Institutional Steam Generating Units</i>	
<u>APPENDIX B</u>	
NSPS Subpart GG - <i>Standards of Performance for Stationary Combustion Turbines</i>	
<u>APPENDIX C</u>	
ADEQ Continuous Emission Monitoring	
<u>APPENDIX D</u>	
Acid Rain Permit	
<u>APPENDIX E</u>	
NESHAP Subpart ZZZZ- <i>National Emissions Standards for Hazardous Air Pollutants for Stationary Reciprocating Internal Combustion Engines</i>	
<u>APPENDIX F</u>	
EPA Approval Letters for Oswald O ₂ & NO _x PEMS	
<u>APPENDIX G</u>	
CO PEMS QA/QC Activities	

List of Acronyms and Abbreviations

Ark. Code Ann.	Arkansas Code Annotated
AFIN	ADEQ Facility Identification Number
C.F.R.	Code of Federal Regulations
CO	Carbon Monoxide
HAP	Hazardous Air Pollutant
lb/hr	Pound Per Hour
MVAC	Motor Vehicle Air Conditioner
No.	Number
NO _x	Nitrogen Oxide
PM	Particulate Matter
PM ₁₀	Particulate Matter Smaller Than Ten Microns
SNAP	Significant New Alternatives Program (SNAP)
SO ₂	Sulfur Dioxide
SSM	Startup, Shutdown, and Malfunction Plan
Tpy	Tons Per Year
UTM	Universal Transverse Mercator
VOC	Volatile Organic Compound

Arkansas Electric Cooperative Corporation - Harry L. Oswald Generating Station
Permit #: 1842-AOP-R7
AFIN: 60-01380

SECTION I: FACILITY INFORMATION

PERMITTEE: Arkansas Electric Cooperative Corporation - Harry L.
Oswald Generating Station

AFIN: 60-01380

PERMIT NUMBER: 1842-AOP-R7

FACILITY ADDRESS: 17400 Highway 365 South
Wrightsville, AR 72183

MAILING ADDRESS: P. O. Box 194208
Little Rock, AR 72219-4208

COUNTY: Pulaski County

CONTACT NAME: Stephen Cain

CONTACT POSITION: Manager - Environmental Compliance

TELEPHONE NUMBER: (501) 570-2470

REVIEWING ENGINEER: John Mazurkiewicz

UTM North South (Y): Zone 15: 3827900.20 m

UTM East West (X): Zone 15: 571998.81 m

SECTION II: INTRODUCTION

Summary of Permit Activity

The Wrightsville Power Facility, LLC operates a 510 megawatt (MW) combined-cycle natural gas combustion turbine plant located in Pulaski County, 0.5 miles south of Wrightsville, Arkansas. The plant consists of six (6) General Electric LM6000 aeroderivative turbines, one (1) General Electric Frame 7EA turbine, seven duct burners, steam turbines, a diesel generator, a cooling tower, and an emergency fire pump engine. The facility has submitted an application for a Minor Modification to the existing Title V permit which includes the following modifications:

- Change the source description for the Emergency Diesel Generator (SN-08) to Stand-By Diesel Generator, and reclassify the source as a non-emergency ZZZZ engine;
- Increase the annual hours of operation for the generator (SN-08) to 1,250 hours per rolling twelve month period, and
- Install an oxidation catalyst system for CO control at the generator (SN-08). Installation of the catalyst is not a modification as defined in the General Provisions of Part 60, and the engine is not subject to Subpart IIII.

As a result of these modifications, permitted emission rates have increased 0.2 tpy PM/PM₁₀; 0.1 tpy SO₂; 0.1 tpy VOC; 6.8 tpy NO_x, and 0.04 tpy Total HAPs. Permitted emission rates have decreased 1.5 tpy CO.

Process Description

The plant is designed to supply approximately 450 to 510 MW of power during high electrical demand hours of each day (usually between the hours of 7:00 a.m. and 11:00 p.m.) and ramp down to approximately 75 MW during off-peak hours. This daily load cycling results in reduced power production each day during hours when there is no demand for the power.

Regulations

The following table contains the regulations applicable to this permit.

Regulations
Arkansas Air Pollution Control Code, Regulation 18, effective March 14, 2016
Regulations of the Arkansas Plan of Implementation for Air Pollution Control, Regulation 19, effective March 14, 2016
Regulations of the Arkansas Operating Air Permit Program, Regulation 26, effective March 14, 2016
40 CFR 52.21, Prevention of Significant Deterioration (PSD)
NSPS Subpart Db - Standards of Performance for Industrial-Commercial-Institutional Steam Generating Units

Regulations
NSPS Subpart GG - Standards of Performance for Stationary Combustion Turbines;
40 CFR Part 75 - Continuous Emission Monitoring
NESHAP Subpart ZZZZ – National Emissions Standards for Hazardous Air Pollutants for Stationary Reciprocating Internal Combustion Engines

Emission Summary

The following table is a summary of emissions from the facility. This table, in itself, is not an enforceable condition of the permit.

EMISSION SUMMARY				
Source Number	Description	Pollutant	Emission Rates	
			lb/hr	Tpy***
Total Allowable Emissions		PM	43.3	185.6
		PM ₁₀	42.1	180.5
		PM _{2.5}	See Note*	
		SO ₂	3.8	13.4
		VOC	19.1	74.5
		CO	608.8	817.3
		NO _x	419.2	626.1
		HAPs		Total HAP**
01	LM6000 Combustion Turbine with Duct Burner	PM	5.2	177.0
		PM ₁₀	5.2	
		SO ₂	0.4	
		VOC	2.1	
		CO	79	
		NO _x	56	
		Total HAP**	0.6	
02	LM6000 Combustion Turbine with Duct Burner	PM	5.2	177.0
		PM ₁₀	5.2	
		SO ₂	0.4	
		VOC	2.1	
		CO	79	
		NO _x	56	
		Total HAP**	0.6	
			13.0	73.6
			815.8	
			607.0	
			19.60	

Arkansas Electric Cooperative Corporation - Harry L. Oswald Generating Station

Permit #: 1842-AOP-R7

AFIN: 60-01380

EMISSION SUMMARY				
Source Number	Description	Pollutant	Emission Rates	
			lb/hr	Tpy***
03	LM6000 Combustion Turbine with Duct Burner	PM	5.2	
		PM ₁₀	5.2	
		SO ₂	0.4	
		VOC	2.1	
		CO	79	
		NO _x	56	
		Total HAP**	0.6	
04	LM6000 Combustion Turbine with Duct Burner	PM	5.2	
		PM ₁₀	5.2	
		SO ₂	0.4	
		VOC	2.1	
		CO	79	
		NO _x	56	
		Total HAP**	0.6	
05	LM6000 Combustion Turbine with Duct Burner	PM	5.2	
		PM ₁₀	5.2	
		SO ₂	0.4	
		VOC	2.1	
		CO	79	
		NO _x	56	
		Total HAP**	0.6	
06	LM6000 Combustion Turbine with Duct Burner	PM	5.2	
		PM ₁₀	5.2	
		SO ₂	0.4	
		VOC	2.1	
		CO	79	
		NO _x	56	
		Total HAP**	0.6	
07	7EA Frame Combustion Turbine with Duct Burner	PM	5.2	
		PM ₁₀	5.2	
		SO ₂	0.4	
		VOC	2.1	
		CO	79	
		NO _x	56	
		Total HAP**	1.4	
08	Stand-By Diesel Generator	PM	0.9	0.6
		PM ₁₀	0.9	0.6
		SO ₂	0.5	0.3
		VOC	0.8	0.5
		CO	2.1	1.3

Arkansas Electric Cooperative Corporation - Harry L. Oswald Generating Station
 Permit #: 1842-AOP-R7
 AFIN: 60-01380

EMISSION SUMMARY				
Source Number	Description	Pollutant	Emission Rates	
			lb/hr	Tpy***
		NO _x	30.1	18.8
		Total HAP**	0.05	0.03
09	Cooling Towers	PM	1.9	7.9
		PM ₁₀	0.7	2.8
10	Emergency Fire Pump Engine	PM	0.1	0.1
		PM ₁₀	0.1	0.1
		SO ₂	0.1	0.1
		VOC	1.5	0.4
		CO	0.7	0.2
		NO _x	1.1	0.3
		Total HAP**	0.01	0.01

*PM_{2.5} limits are source specific, if required. Not all sources have PM_{2.5} limits.

**HAPs included in the VOC totals. Other HAPs are not included in any other totals unless specifically stated.

*** Annual emissions for SN-01 thru SN-07 are bubbled on a worst case scenario so that the facility may operate any combination of turbines at any time within the tpy restriction.

SECTION III: PERMIT HISTORY

1842-AOP-R0, issued February 28, 2000, was the initial operating permit for this facility. This permit went through PSD review including BACT analysis and ambient air impact analysis.

1842-AOP-R1, issued March 28, 2002, included provisions for the emission of Hazardous Air Pollutants (HAPs), which were inadvertently left out of the original permit. Each HAP is a subset of the VOC emissions; therefore, the emission change was zero. Emissions were quantified and evaluated according to Department's *Non-Criteria Pollutant Control Strategy*. This modification also included slight changes in impact modeling results due to altered plant layout at the facility. The changes did not trigger any modeling significance levels.

1842-AOP-R2, issued April 7, 2004, included additional permit language to clearly define startup and shutdown periods at the facility. Excess emission reports are not required during these periods. Other required reporting was unchanged, including reporting deviations as required in semi-annual reports. Also included in this permit are references to and requirements of ADEQ's *Continuous Emissions Monitoring Conditions* (CEMS Conditions).

1842-AOP-R3 was issued April 6, 2005. Issuance of this permit completed Title V renewal requirements. This was the first renewal to the permit. No modifications took place. The first renewal permits typically involve the inclusion of applicable requirements of 40 CFR, Part 64, *Compliance Assurance Monitoring* (CAM) to affected units. However, this facility has no CAM affected units; there is no control equipment with pre-control emissions greater than 100 tons per year.

1842-AOP-R4 was issued on June 17, 2009. This permit modification was issued to incorporate the facility's Clean Air Interstate Rule (CAIR) permit application. There was no permitted emission changes associated with this permitting action.

1842-AOP-R5 was issued on March 15, 2010. Issuance of this permit completed Title V renewal requirements with no changes to the existing permit. The permittee requested to remove stack testing requirements of PM and VOC for SN-01 thru SN-07. The Department cannot agree to the request as these testing requirements are required to assure continuous BACT compliance for these sources.

1842-AOP-R6 was issued on December 23, 2015. This revision renewed the existing Title V permit with the following modifications:

- The existing emergency fire pump engine (EFPE) was moved from the insignificant activities list to a permitted source in the permit;
- Individual HAPs were combined into one category permitted under "Total HAPs;"
- Permit conditions related to the Clean Air Interstate Rule (CAIR) were removed, and appropriate requirements for the Cross-State Air Pollution Rule (CSAPR) were included.

In addition to these changes, the facility requested to change the averaging time of NO_x and CO emissions to be more consistent with other combined cycle facilities in Arkansas; however, this request was withdrawn because the facility does not wish to alter these BACT limits. The

Arkansas Electric Cooperative Corporation - Harry L. Oswald Generating Station

Permit #: 1842-AOP-R7

AFIN: 60-01380

facility also requested to remove stack testing requirements for PM and VOC emissions; however, the Department cannot agree to this request as the requirements are necessary to assure continuous BACT compliance for these sources.

SECTION IV: SPECIFIC CONDITIONS

SN-01 through SN-07

Combustion Turbines with Duct Burners

Source Description

Each of SN-01 through SN-07 represents a combined cycle combustion turbine with a duct burner.

Combustion Turbines: Six of the seven combustion turbines (SN-01 through SN-06) are General Electric LM6000's. Each LM6000 combustion turbine has a nominal electric production rating of 46 MW. One of the seven combustion turbines (SN-07) is a General Electric Frame 7EA. The 7EA has a nominal electric production rating of 80 MW. All turbines are fired solely on pipeline natural gas.

Combustion Turbine Operating Scenarios: The typical operating scenario for each LM 6000 combustion turbine system is for the combustion turbine to operate near or at 100% of the design capacity. The typical operating scenario for the 7EA combustion turbine system is for the combustion turbine to operate between 60% and 100% of the design capacity.

Duct Burners: Each duct burner is fired solely on pipeline natural gas and adds supplemental heat to the heat recovery steam generator.

Duct Burner Operating Scenario: The duct burner uses combustion turbine exhaust as the combustion air supply. Consequently, the duct burner cannot operate if the combustion turbine is not operating.

Emission Limits: Each combustion turbine/duct burner set exhausts through a single stack, for a total of seven stacks.

Specific Conditions

Particulate Matter and Opacity

1. The permittee shall not exceed the emission rates set forth in the following table. Compliance with the hourly emission rates set forth in the following table shall be demonstrated by performance testing of the Combustion Turbine/ Duct Burner stack for PM/PM₁₀. The hourly emission rates set forth in the following table are based on a worst-case scenario. [Regulation 19, §19.501 et seq. and §19.901 et seq., and 40 CFR Part 52, Subpart E]

Sources	Pollutant	lb/hr
---------	-----------	-------

Sources	Pollutant	lb/hr
Each LM6000 Combustion Turbine with Duct Burner (SN-01 through SN-06)	PM ₁₀	5.2
7EA Combustion Turbine with Duct Burner (SN-07)	PM ₁₀	9.2

2. The permittee shall not exceed the emission rates set forth in the following table. Compliance with the hourly emission rates set forth in the following table shall be demonstrated by performance testing of the Combustion Turbine/ Duct Burner stack for PM/PM₁₀. The hourly emission rates set forth in the following table are based on a worst-case scenario. [Regulation 18, §18.801, and A.C.A. §8-4-203 as referenced by A.C.A. §8-4-304 and §8-4-311]

Sources	Pollutant	lb/hr
Each LM6000 Combustion Turbine with Duct Burner (SN-01 through SN-06)	PM	5.2
7EA Combustion Turbine with Duct Burner (SN-07)	PM	9.2

3. The permittee shall not exceed the emission rates set forth in the following table. Compliance with the annual emission rates set forth in the following table shall be demonstrated by performance testing of the Combustion Turbine/ Duct Burner stack for PM/PM₁₀. The annual emission rates set forth in the following table are based on a maximum lb/hr times 8760 hr/yr. [Regulation 19, §19.501, §19.901, and 40 CFR Part 52, Subpart E]

Sources	Pollutant	Tons per twelve consecutive months
Combustion Turbines with Duct Burners (SN-01 thru SN-07)	PM ₁₀	177.0

4. The permittee shall not exceed the emission rates set forth in the following table. Compliance with the annual emission rates set forth in the following table shall be demonstrated by performance testing of the Combustion Turbine/ Duct Burner stack for PM/PM₁₀. The annual emission rates set forth in the following table are based on a

maximum lb/hr times 8760 hr/yr. [Regulation 18, §18.801 and A.C.A. §8-4-203 as referenced by A.C.A. §8-4-304 and §8-4-311]

Sources	Pollutant	Tons per twelve consecutive months
Combustion Turbines with Duct Burners (SN-01 thru SN-07)	PM	177.0

5. The permittee shall comply with the following BACT determinations for the Combustion Turbine and Duct Burner. Compliance with the emission factors set forth in the following table shall be demonstrated by performance testing of the Combustion Turbine/ Duct Burner stack for PM₁₀. [Regulation 19, §19.901 and 40 CFR Part 52 Subpart E]

Sources	Pollutant	BACT	
Each LM6000 Combustion Turbine with Duct Burner (SN-01 thru SN-06)	PM ₁₀	combustion of clean fuels	0.011 lb/MMBtu
7EA Combustion Turbine with Duct Burner (SN-07)	PM ₁₀	combustion of clean fuels	0.010 lb/MMBtu

6. The permittee shall not cause to be discharged to the atmosphere from the Combustion Turbine / Duct Burner stack gases which exhibit opacity greater than 5%. Compliance with this opacity limit shall be demonstrated by the use of natural gas. [Regulation 18, §18.501 and A.C.A. §8-4-203 as referenced by §8-4-304 and §8-4-311]
7. The permittee shall perform stack testing on one-half of each type of Combustion Turbine / Duct Burner stack (SN-01 thru SN-07) for PM/PM₁₀ to demonstrate compliance with the limits specified in Specific Conditions 1 through 5. Testing shall be performed every five years in accordance with Plantwide Condition 3. PM testing shall be conducted using EPA Reference Method 5 and 202. The permittee may report all emissions measured using EPA Reference Method 5 and 202 as PM₁₀ or the permittee may conduct separate PM₁₀ testing using EPA Reference Method 201A and 202. Testing shall be performed at or near the maximum operating load. The Department reserves the right to select the turbine/duct burner to be tested. The specific stacks tested shall be

rotated every five years. [Regulation 19, §19.702, §19.901, and 40 CFR Part 52 Subpart E]

Sulfur Dioxide

8. The permittee shall not exceed the emission rates set forth in the following table. Compliance with this condition shall be demonstrated by the use of natural gas and Specific Condition 9. [Regulation 19, §19.501 and 40 CFR Part 52 Subpart E]

Sources	Pollutant	lb/hr	tpy
Each LM6000 Combustion Turbine with Duct Burner (SN-01 thru SN-06)	SO ₂	0.4*	13.0
7EA Combustion Turbine with Duct Burner (SN-07)		0.8*	

*This mass emissions rate is derived from the emission factor provided in 40 CFR Part 75, Appendix D (i.e., 0.0006 lb SO₂/MMBtu).

9. Monitoring requirements relative to SO₂ emissions from the Combustion Turbine and Duct Burner shall be as follows:
- The permittee shall conduct SO₂ emissions monitoring procedures in accordance with Specific Condition 25.b.
 - The permittee shall maintain records which demonstrate compliance with the above condition.
- [Regulation 19, §19.703, 40 CFR Part 52 Subpart E, NSPS Subpart GG, 40 CFR Part 75 Subpart B, and A.C.A. §8-4-203 as referenced by §8-4-304 and §8-4-311]

Volatile Organic Compounds

10. The permittee shall not exceed the emission rates set forth in the following table. Compliance with the hourly emission rates set forth in the following table shall be demonstrated by performance testing of the Combustion Turbine / Duct Burner stack for VOC. The hourly emission rates set forth in the following table are based on a worst-case scenario. [Regulation 19, §19.501, §19.901, and 40 CFR Part 52 Subpart E]

Sources	Pollutant	lb/hr
Each LM6000 Combustion Turbine with Duct Burner (SN-01 thru SN-06)	VOC (as C3)	2.1
7EA Combustion Turbine with Duct Burner (SN-07)	VOC (as C3)	4.2

11. The permittee shall not exceed the emission rates set forth in the following table. Compliance with the annual emission rates set forth in the following table shall be demonstrated by performance testing of the Combustion Turbine / Duct Burner stack for VOC. The annual emission rates set forth in the following table are based on a maximum lb/hr multiply by 8760 hr/yr. [Regulation 19, §19.501, §19.901, and 40 CFR Part 52 Subpart E]

Sources	Pollutant	tons per twelve consecutive months
Combustion Turbines with Duct Burners (SN-01 thru SN-07)	VOC (as C3)	73.6

12. The permittee shall comply with the following BACT determinations for the Combustion Turbine and Duct Burner. Compliance with the emission factors set forth in the following table shall be demonstrated by performance testing of the Combustion Turbine/ Duct Burner stack for VOC. [Regulation 19, §19.901 and 40 CFR Part 52 Subpart E]

Sources	Pollutant	BACT Determination	
Each LM6000 Combustion Turbine with Duct Burner (SN-01 thru SN-06)	VOC (as C3)	Good combustion practices	0.005 lb/MMBtu
7EA Combustion Turbine with Duct Burner (SN-07)	VOC (as C3)	Good combustion practices	0.005 lb/MMBtu

13. The permittee shall perform stack testing on one-half of each type of Combustion Turbine/ Duct Burner stack (SN-01 thru SN-07) for VOC to demonstrate compliance with the limits specified in Specific Conditions 10, 11, and 12. Testing shall be performed every five years in accordance with Plantwide Condition 3 and EPA Reference Method 25A. Testing shall be performed at or near the maximum operating load. The Department reserves the right to select the turbine/duct burner to be tested. The specific stacks tested shall be rotated every five years. [Regulation 19, §19.702, §19.901, and 40 CFR Part 52 Subpart E]

Carbon Monoxide

14. The permittee shall not exceed the emission rates set forth in the following table. Each Combustion Turbine/Duct Burner stack (SN-01 thru SN-07) will be monitored by CO CEMS or PEMS. The CEMS or PEMS data shall be used to demonstrate compliance

with the hourly emission rates set forth in the following table. [Regulation 19, 19.501, §19.901, and 40 CFR Part 52 Subpart E]

Sources	Pollutant	lb/hr, using a 3-hr average
Each LM6000 Combustion Turbine with Duct Burner (SN-01 thru SN-06)	CO	79.0
7EA Combustion Turbine with Duct Burner (SN-07)	CO	132.0

15. The permittee shall not exceed the emission rates set forth in the following table. Each Combustion Turbine/Duct Burner stack will be monitored by CO CEMS or PEMS. The CEMS or PEMS data shall be used to demonstrate compliance with the annual emission rate set forth in the following table. [Regulation 19, §19.501, §19.901, and 40 CFR Part 52 Subpart E]

Source	Pollutant	tons per twelve consecutive months
Combustion Turbines with Duct Burners (SN-01 thru SN-07)	CO	815.8

16. The permittee shall comply with the following BACT determinations for the Combustion Turbine and Duct Burner. Compliance with the emission factors set forth in the following table shall be demonstrated by the initial performance test of the Combustion Turbine and Duct Burner for CO and CEMS or PEMS requirements. [Regulation 19, §19.901 and 40 CFR Part 52 Subpart E]

Sources	Pollutant	BACT Determination
Each LM6000 Combustion Turbine with Duct Burner (SN-01 thru SN-06)	CO	66 ppmvd @ 15% O ₂ , 3-hr average
7EA Combustion Turbine with Duct Burner		50 ppmvd @ 15% O ₂ , 3-hr average

17. The permittee shall install, calibrate, maintain, and operate CO CEMS or PEMS to monitor emissions from each Combustion Turbine/ Duct Burner stack. The CEMS shall

comply with the Air Divisions *Continuous Emissions Monitoring Systems Conditions*. A copy is provided in Appendix C. Additionally, CO PEMS shall implement QA/QC procedures according to the table in Appendix G. The CEMS or PEMS data may be used by the Department for enforcement purposes. The CEMS or PEMS shall be used to demonstrate compliance with the CO mass emission limits and emission factors specified in Specific Conditions 14, 15, and 16. [Regulation 19, §19.703, §19.901, 40 CFR Part 52 Subpart E, and A.C.A. §8-4-203 as referenced by §8-4-304 and §8-4-311]

Nitrogen Oxides

18. The permittee shall not exceed the emission rates set forth in the following table. Each Combustion Turbine/Duct Burner stack (SN-01 thru SN-07) will be monitored by NO_x CEMS or PEMS. The CEMS or PEMS data shall be used to demonstrate compliance with the hourly emission rates set forth in the following table. [Regulation 19, §19.501, §19.901, and 40 CFR Part 52 Subpart E]

Sources	Pollutant	lb/hr, using a 24-hr average
Each LM6000 Combustion Turbine with Duct Burner (SN-01 thru SN-06)	NO _x	56.0
7EA Combustion Turbine with Duct Burner (SN-07)	NO _x	52.0

19. The permittee shall not exceed the emission rates set forth in the following table. Each Combustion Turbine/Duct Burner stack will be monitored by NO_x CEMS or PEMS. The CEMS or PEMS data shall be used to demonstrate compliance with the annual emission rate set forth in the following table. [Regulation 19, §19.501, §19.901, and 40 CFR Part 52 Subpart E]

Sources	Pollutant	tons per twelve consecutive months
Combustion Turbines with Duct Burners (SN-01 thru SN-07)	NO _x	607.0

20. The permittee shall comply with the following BACT determinations for the Combustion Turbine and Duct Burner. Compliance with the 3-hr average emission factors set forth in the following table shall be demonstrated by the initial performance testing of the

Combustion Turbine and Duct Burner for NO_x and CEMS or PEMS requirements.
 [Regulation 19, §19.901 and 40 CFR Part 52 Subpart E]

Sources	Pollutant	BACT Determination
Each LM6000 Combustion Turbine* (SN-01 thru SN-06)	NO _x	22 ppmvd @ 15% O ₂ using a rolling 12 month avg. 25 ppmvd @ 15% O ₂ using a 3 hr avg.
7EA Combustion Turbine (SN-07)*		9 ppmvd @ 15% O ₂ using a 3 hr average
Each Duct Burner (SN-01 thru SN-07)	NO _x	0.09 lb/MMBtu using a 3 hr average**

* the BACT emission factors include emissions from the combustion turbine only.

** the BACT emission factors include emissions from the duct burner only.

21. CEMS or PEMS shall be used to demonstrate compliance with the ppm limits/ emission limits listed in Specific Conditions 18, 19, and 20, except during periods of duct firing. The CEMS shall comply with the Air Divisions *Continuous Emissions Monitoring Systems Conditions*. PEMS shall comply with the revised conditions of approval in Appendix F. During those periods of turbine/duct firing, compliance with emission factors set forth in Specific Condition 20 shall be demonstrated by complying with the Specific Condition 18 only. [Regulation 19, §19.901 and 40 CFR Part 52, Subpart E]

Throughput Limitations

22. Each combustion turbine and each duct burner may only fire pipeline natural gas. [Regulation 18, §18.1004, Regulation 19, §19.705, §19.901, 40 CFR Part 52 Subpart E, A.C.A. §8-4-203 as referenced by §8-4-304 and §8-4-311, 40 CFR §70.6, and 40 CFR Part 75]
23. The permittee shall maintain records to demonstrate compliance with Specific Condition 22. These records shall be a copy of the page or pages that contain the gas quality characteristics specified in either a purchase contract or pipeline transportation contract. These records shall be kept on site, provided to Department personnel upon request, and may be used by the Department for enforcement purposes. [Regulation 18, §18.1004, Regulation 19, §19.705, 40 CFR Part 52 Subpart E, A.C.A. §8-4-203 as referenced by §8-4-304 and §8-4-311, and 40 CFR Part 75]

Hourly Emissions

24. For the purposes of this permit, “upset condition” reports as required by §19.601 of Regulation 19 shall not be required for periods of startup or shutdown of SN-01 through SN-07. This shall only apply for emissions which directly result from the start-up and/or

shutdown of one or more of the combustion turbine units (SN-01 through SN-07). All other "upset conditions" must be reported as required by Regulation 19. The following conditions must be met during startup and shutdown periods.

- a. All CEMS or PEMS required for SN-01 through SN-07 must be operating during start up and shutdown. The emissions recorded during these periods shall count toward the annual ton per year emission limits.
- b. The permittee shall maintain a log or equivalent electronic data storage which shall indicate the date, start time, and duration of each start up and shut down procedure. "Startup" shall be defined as the period of time beginning with the first fire within the combustion turbine firing chamber until the unit(s) initially reach 29.9 MW for the LM6000's and 52 MW for the 7EA or a maximum of three hours (whichever comes first). "Shutdown" shall be defined as the period of time up to one hour beginning with the initiation of the shut down procedure and ending when emissions are no longer detected from the source. This log or equivalent electronic data storage shall be made available to Department personnel upon request.
- c. Opacity is not included. If any occurrences should ever occur, "upset condition" reporting is required.
- d. Operating mode, specifically, the current load in megawatts, shall be able to be identified at any time from the control area for that unit and shall be available for inspection by ADEQ representatives at any time.
- e. The facility shall comply with 40 CFR 60.7 reporting and recordkeeping requirements as applicable to NSPS limits and applicable parts of the ADEQ CEMS Conditions. CEMS Condition II(F) is not applicable to SN-01 through SN-07.[Regulation 19, §19.601 and A.C.A. §8-4-203 as referenced by §8-4-304 and §8-4-311]

New Source Performance Standards (NSPS)

25. Each combustion turbine is subject to and shall comply with applicable provisions of 40 CFR Part 60 Subpart A - General Provisions and 40 CFR Part 60 Subpart GG - Standards of Performance for Stationary Gas Turbines. Applicable provisions of Subpart GG include, but are not limited to, the following:
 - a. NO_x emissions from each LM6000 shall not exceed 113.8 ppmvd at 15% O₂. Pursuant to 40 CFR §60.332(a)(1), NO_x emissions from the 7EA shall not exceed 96.6 ppmvd at 15% O₂. Initial compliance with this condition shall be demonstrated by complying with Specific Condition 20. [40 CFR §60.332(a)(1)]
 - b. The permittee shall not burn any fuel which contains sulfur in excess of 0.8 percent by weight. Compliance with this condition shall be demonstrated by Specific Condition 25.c. [40 CFR §60.333(b)]
 - c. The permittee shall conduct the following fuel monitoring as an alternative to 40 CFR §60.334(b) and 40 CFR §60.335(a) and (d);
 - i. Monitoring of fuel nitrogen content shall not be required while natural gas is the only fuel fired in the gas turbine.

- ii. The documentation requirements for natural gas in §2.3.1.4 and the procedures for sulfur content determination in §2.3.3.1 of Appendix D to 40 CFR Part 75 shall be used to monitor the fuel sulfur content. The documentation requirements include the records described in Specific Condition 23. The procedures for sulfur content determination include, measuring pipeline natural gas fuel flow rate using an in-line fuel flow meter, determining the gross calorific value of the pipeline natural gas at least once per month, and using the default emission rate of 0.0006 pounds of SO₂ per million Btu of heat input.
 - iii. The permittee shall notify the Department if the sulfur fuel monitoring conducted per Specific Condition 25.c.ii, indicates noncompliance with Specific Condition 25.b.
- d. The permittee shall conduct the following NO_x monitoring and testing:
 - i. Except as provided below, the permittee shall install, calibrate, maintain and operate a continuous monitoring system to monitor and record the fuel consumption and the ratio of water or steam to fuel being fired in the turbine. This option, as stated in §60.334(a), may be chosen as an alternative to operating a NO_x CEMS to comply with the monitoring requirements in Subpart GG to Part 60 should the facility elect to operate a PEMS.
 - ii. The permittee may, as an alternative to operating the continuous monitoring system described in Specific Condition 26.d.i. of this section, install, calibrate, maintain, and operate NO_x CEMS to monitor emissions from each Combustion Turbine/Duct Burner stack. The CEMS shall comply with 40 CFR Part 75. The permittee shall use the measured concentrations of NO_x and O₂ in the flue gas along with the measured fuel flow (or another 40 CFR Part 75 procedure) to calculate NO_x mass emissions.
 - iii. The NO_x CEMS must be capable of calculating 1-hour and 3-hour average NO_x emissions concentrations corrected to 15% O₂.
 - iv. The permittee shall submit reports of excess emissions as required in 40 CFR 60.7(c) and summary reports as required in 40 CFR 60.7(d). Excess emissions are defined as all periods when the consecutive 3-hour average concentration is greater than the limit in Specific Condition 25.a. Each report shall be submitted on ADEQ Quarterly Excess Emission Report Forms which may be obtained from the Air Division of the North Little Rock Office of ADEQ. Alternate forms may be used with prior written approval from the Department.

[Regulation 19, §19.304 and 40 CFR Part 60, Subpart GG]

- 26. The duct burners are subject to and shall comply with applicable provisions of 40 CFR Part 60 Subpart A General Provisions and 40 CFR Part 60 Subpart Db - Standards of Performance for Industrial-Commercial-Institutional Steam Generating Units. A copy of

Subpart Db is provided in Appendix C. Applicable provisions of Subpart Db include, but are not limited to, the following:

- a. NO_x emissions shall not exceed 0.2 lb/MMBtu heat input. Initial compliance with this condition shall be demonstrated by complying with Specific Condition 20. [40 CFR §60.44b(a)(4)(i)]
- b. The nitrogen oxides emission standards under §60.44b apply at all times, this includes periods of startup, shutdown, and malfunction. [40 CFR §60.46b(a)]
- c. To determine compliance with the emission limit for nitrogen oxides required by 40 CFR §60.44b(a)(4) for duct burners, the owner or operator of the facility shall conduct a performance test required under 40 CFR §60.8 using the nitrogen oxides and oxygen measurement procedures in 40 CFR part 60 appendix A, Method 20. During the performance test, one sampling site shall be located as close as practicable to the exhaust of the turbine; as provided by 6.1.1 of Method 20. A second sampling site shall be located at the outlet to the steam generating unit. Measurements of nitrogen oxides and oxygen shall be taken at both sampling sites during the performance test. The nitrogen oxides emission rate from the combined cycle system shall be calculated by subtracting the nitrogen oxides emission rate measured at the sampling site and at the outlet from the turbine from the nitrogen oxides emission rate measured at the sampling site at the outlet from the steam generating unit. [40 CFR §60.46b(f)]
- d. The owner shall record and maintain records of the amounts of fuel combusted during each day and calculate the annual capacity factor individually for each calendar quarter. The annual capacity factor is determined on a 12-month rolling average basis with a new annual capacity factor calculated at the end of each calendar month. [40 CFR §60.49b(d)]
- e. All records required under the section shall be maintained by the owner or operator of the facility for a period of 2 years following the date of such record. [40 CFR §60.49b(o)]

[Regulation 19, §19.304 and 40 CFR Part 60, Subpart Db]

27. The following notifications to the Department are required for the combustion turbines and the duct burners:
 - a. date of construction commenced postmarked no later than 30 days after such date,
 - b. anticipated date of initial start-up between 30-60 days prior to such date,
 - c. actual date of initial start-up postmarked within 15 days after such date,
 - d. CEMS, opacity, and emissions performance testing postmarked not less than 30 days prior to testing.[§19.304 and 40 CFR §60.7(a)]

Acid Rain Program

28. The affected units (SN-01 thru SN-07) are subject to and shall comply with applicable provisions of the Acid Rain Program. [40 CFR Parts 72, 73, and 75]

29. The permittee shall ensure that the continuous emissions monitoring systems are in operation and monitoring all unit emissions at all times, except during periods of calibration, quality assurance, preventative maintenance or repair, periods of backups of data from the data acquisition and handling system, or recertification. [40 CFR §75.10]
30. The permittee shall monitor SO₂ emissions using data protocol procedures outlined in 40 CFR Part 75. Data shall be kept in accordance with 40 CFR Part 75, Subpart F and submitted to EPA according to 40 CFR Part 75, Subpart F. Data shall be made available to Department personnel upon request. [40 CFR Part §75.11 and A.C.A. §8-4-203 as referenced by §8-4-304 and §8-4-311]
31. The permittee shall monitor NO_x emissions and O₂ diluent concentration using data protocol procedures outlined in 40 CFR Part 75. Data shall be kept in accordance with 40 CFR Part 75, Subpart F and submitted to EPA according to 40 CFR Part 75, Subpart F. Data shall be made available to Department personnel upon request. [40 CFR Part §75.12 and A.C.A. §8-4-203 as referenced by §8-4-304 and §8-4-311]
32. The permittee shall monitor CO₂ emissions using data protocol procedures outlined in 40 CFR Part 75. Data shall be kept in accordance with 40 CFR Part 75, Subpart F and submitted to EPA according to 40 CFR Part 75, Subpart F. Data shall be made available to Department personnel upon request. [40 CFR Part §75.13 and A.C.A. §8-4-203 as referenced by §8-4-304 and §8-4-311]

SN-08
Stand-By Diesel Generator

Source Description

The Stand-By Diesel Generator consists of a diesel fueled internal combustion engine and an electrical generator. The generator has a nominal rating of 850 kW and is permitted to operate 800 hours per year.

Specific Conditions

33. The permittee shall not exceed the emission rate set forth in the following table. The hourly emission rate set forth in the following table is based on maximum capacity. Compliance with the tpy emission rate set forth in the following table shall be demonstrated by Specific Conditions 37 and 38. [Regulation 19, §19.501, §19.901, and 40 CFR Part 52 Subpart E]

Emission Unit	Pollutant	lb/hr	tpy
Stand-By Diesel Generator	PM ₁₀	0.9	0.6
	SO ₂	0.5	0.3
	VOC	0.8	0.5
	CO	2.1	1.3
	NO _x	30.1	18.8

34. The permittee shall not exceed the emission rate set forth in the following table. The hourly emission rate set forth in the following table is based on maximum capacity. Compliance with the tpy emission rate set forth in the following table shall be demonstrated by Specific Conditions 37 and 38. [Regulation 18, §18.801 and A.C.A. §8-4-203 as referenced by §8-4-304 and §8-4-311]

Emission Unit	Pollutant	lb/hr	tpy
Stand-By Diesel Generator	PM	0.9	0.6
	Total HAP	0.05	0.03

35. The permittee shall not cause to be discharged to the atmosphere from the Stand-By Diesel Generator stack gases which exhibit opacity greater than 20%. [Reg. 19.503 and 40 CFR Part 52, Subpart E]
36. Visible Emissions observations of the opacity from source SN-08 shall be conducted by a person trained in EPA Reference Method 9 annually. If visible emissions appear to be in excess of 20%, the permittee shall immediately take action to identify the cause of the excess visible emissions, implement corrective action, and document that visible emissions do not appear to be in excess of the permitted opacity following the corrective

action. The permittee shall maintain records of any visible emissions which appeared to be in excess of the permitted opacity, the corrective action taken, and if visible emissions were present following the corrective action. These records shall be kept on site and made available to Department personnel upon request. [Regulation 19, §19.705 and 40 CFR Part 52, Subpart E]

37. The Stand-By Diesel Generator may only fire low sulfur diesel fuel which shall not exceed 0.05 percent sulfur by weight. [Reg. 18.1004, Reg. 19.705 40 CFR Part 52 Subpart E, Ark. Code Ann. §8-4-203 as referenced by Ark. Code Ann. §§ 8-4-304 and 8-4-311, and 40 C.F.R § 70.6]
38. The permittee shall not operate the Stand-By Diesel Generator (SN-08) in excess of 1,250 hours per rolling twelve month period in order to demonstrate compliance with the annual emission rate limits. [Reg.19.705, Ark. Code Ann. § 8-4-203 as referenced by Ark. Code Ann. §§ 8-4-304 and 8-4-311, and 40 C.F.R. § 70.6]
39. The permittee shall maintain monthly records to demonstrate compliance with Specific Condition 37 and 38. The permittee shall update these records by the fifteenth day of the month following the month to which the records pertain. The calendar year totals and each individual month's data shall be maintained on-site, made available to Department personnel upon request, and submitted in accordance with General Provision #7. [Reg.19.705 and 40 C.F.R. § 52 Subpart E]

40 CFR Part 63 - Subpart ZZZZ Conditions

40. The Stand-By Diesel Generator (SN-08) is subject to 40 CFR Part 63, Subpart ZZZZ. The permittee shall comply with all applicable provisions of 40 CFR Part 63, Subpart ZZZZ which include, but are not limited to, Specific Conditions 41 through 68. [Regulation 19, §19.304 and 40 CFR Part 63, Subpart ZZZZ]
41. The permittee shall comply with the requirements in Table 2d to subpart ZZZZ that are applicable. You must comply with the following requirements for existing stationary RICE located at area sources of HAP emissions. [Reg. 19.304 and 40 CFR Part §63.6603(a)]

Table 2d to Subpart ZZZZ of Part 63—Requirements for Existing Stationary RICE Located at Area Sources of HAP Emissions		
For each . . .	You must meet the following requirement, except during periods of startup . . .	During periods of startup you must . . .
3. Non-Emergency, non-black start CI stationary RICE >500	a. Limit concentration of CO in the stationary RICE exhaust to 23 ppmvd at 15	

Table 2d to Subpart ZZZZ of Part 63—Requirements for Existing Stationary RICE Located at Area Sources of HAP Emissions		
For each . . .	You must meet the following requirement, except during periods of startup . . .	During periods of startup you must . . .
HP	percent O ₂ ; or	
	b. Reduce CO emissions by 70 percent or more.	

42. The permittee shall comply with the operating limitations in Table 2b to subpart ZZZZ that are applicable. You must comply with the following operating limitations for existing CI stationary RICE >500 HP. [Reg. 19.304 and 40 CFR Part §63.6603(a)]

Table 2b to Subpart ZZZZ of Part 63—Operating Limitations for New and Reconstructed 2SLB and CI Stationary RICE >500 HP Located at a Major Source of HAP Emissions, New and Reconstructed 4SLB Stationary RICE ≥250 HP Located at a Major Source of HAP Emissions, Existing CI Stationary RICE >500 HP	
For each . . .	You must meet the following operating limitation, except during periods of startup . . .
2. Existing CI stationary RICE >500 HP complying with the requirement to limit or reduce the concentration of CO in the stationary RICE exhaust and using an oxidation catalyst	a. maintain your catalyst so that the pressure drop across the catalyst does not change by more than 2 inches of water from the pressure drop across the catalyst that was measured during the initial performance test; and
	b. maintain the temperature of your stationary RICE exhaust so that the catalyst inlet temperature is greater than or equal to 450 °F and less than or equal to 1350 °F. ¹

¹Sources can petition the Administrator pursuant to the requirements of 40 CFR 63.8(f) for a different temperature range.

43. The permittee shall use diesel fuel that meets the requirements in 40 CFR 80.510(b) for nonroad diesel fuel. [Reg.19.304 and 40 CFR Part §63.6604]
44. The permittee shall comply with the following subsequent performance test requirements. [Reg.19.304 and 40 CFR Part §63.6620(a)]

Table 3 to Subpart ZZZZ of Part 63—Subsequent Performance Tests		
For each . . .	Complying with the requirement to . . .	You must . . .
4. Existing non-emergency, non-black start CI stationary RICE >500 HP that are not limited use stationary RICE	Limit or reduce CO emissions and not using a CEMS	Conduct subsequent performance tests every 8,760 hours or 3 years, whichever comes first.

45. The permittee shall comply with the following requirements for performance tests for stationary RICE. [Reg.19.304 and 40 CFR Part §63.6620(b)]

Table 4 to Subpart ZZZZ of Part 63—Requirements for Performance Tests				
For each . . .	Complying with the requirement to . . .	You must . . .	Using . . .	According to the following requirements . . .
1. 2SLB, 4SLB, and CI stationary RICE	a. reduce CO emissions	i. Select the sampling port location and the number/location of traverse points at the inlet and outlet of the control device; and		(a) For CO and O ₂ measurement, ducts ≤6 inches in diameter may be sampled at a single point located at the duct centroid and ducts >6 and ≤12 inches in diameter may be sampled at 3 traverse points located at 16.7, 50.0, and 83.3% of the measurement line ('3-point long line'). If the duct is >12 inches in diameter and the sampling port location meets the two and half-diameter criterion of Section 11.1.1 of Method 1 of 40 CFR part 60, appendix A-1, the duct may be sampled at '3-point long line'; otherwise, conduct the stratification testing and select sampling points according to Section 8.1.2

Table 4 to Subpart ZZZZ of Part 63—Requirements for Performance Tests				
For each . . .	Complying with the requirement to . . .	You must . . .	Using . . .	According to the following requirements . . .
				of Method 7E of 40 CFR part 60, appendix A-4.
		ii. Measure the O ₂ at the inlet and outlet of the control device; and	(1) Method 3 or 3A or 3B of 40 CFR part 60, appendix A-2, or ASTM Method D6522-00 (Reapproved 2005) ^{ac} (heated probe not necessary)	(b) Measurements to determine O ₂ must be made at the same time as the measurements for CO concentration.
		iii. Measure the CO at the inlet and the outlet of the control device	(1) ASTM D6522-00 (Reapproved 2005) ^{abc} (heated probe not necessary) or Method 10 of 40 CFR part 60, appendix A-4	(c) The CO concentration must be at 15 percent O ₂ , dry basis.
3.Stationary RICE	a. limit the concentration of formaldehyde or CO in the stationary RICE exhaust	i. Select the sampling port location and the number/location of traverse points at the exhaust of the stationary RICE; and		(a) For formaldehyde, CO, O ₂ , and moisture measurement, ducts ≤6 inches in diameter may be sampled at a single point located at the duct centroid and ducts >6 and ≤12 inches in diameter may be sampled at 3 traverse points located at 16.7, 50.0, and 83.3% of the measurement line (‘3-point long line’). If the duct is >12 inches in diameter and the sampling port location meets the two and half-diameter criterion of Section 11.1.1 of Method 1 of 40 CFR

Table 4 to Subpart ZZZZ of Part 63—Requirements for Performance Tests				
For each . . .	Complying with the requirement to . . .	You must . . .	Using . . .	According to the following requirements . . .
				part 60, appendix A, the duct may be sampled at '3-point long line'; otherwise, conduct the stratification testing and select sampling points according to Section 8.1.2 of Method 7E of 40 CFR part 60, appendix A. If using a control device, the sampling site must be located at the outlet of the control device.
		ii. Determine the O ₂ concentration of the stationary RICE exhaust at the sampling port location; and	(1) Method 3 or 3A or 3B of 40 CFR part 60, appendix A-2, or ASTM Method D6522-00 (Reapproved 2005)a (heated probe not necessary)	(a) Measurements to determine O ₂ concentration must be made at the same time and location as the measurements for formaldehyde or CO concentration.
		iii. Measure moisture content of the station-ary RICE exhaust at the sampling port location; and	(1) Method 4 of 40 CFR part 60, appendix A-3, or Method 320 of 40 CFR part 63, appendix A, or ASTM D 6348-03a	(a) Measurements to determine moisture content must be made at the same time and location as the measurements for formaldehyde or CO concentration.
		iv. Measure formalde-hyde at the exhaust of the station-ary RICE; or	(1) Method 320 or 323 of 40 CFR part 63, appendix A; or ASTM D6348-03a, provided in ASTM D6348-03 Annex A5 (Analyte Spiking	(a) Formaldehyde concentration must be at 15 percent O ₂ , dry basis. Results of this test consist of the average of the three 1-hour or longer runs.

Table 4 to Subpart ZZZZ of Part 63—Requirements for Performance Tests				
For each . . .	Complying with the requirement to . . .	You must . . .	Using . . .	According to the following requirements . . .
			Technique), the percent R must be greater than or equal to 70 and less than or equal to 130	
		v. measure CO at the exhaust of the station-ary RICE	(1) Method 10 of 40 CFR part 60, appendix A-4, ASTM Method D6522-00 (2005)ac, Method 320 of 40 CFR part 63, appendix A, or ASTM D6348-03a	(a) CO concentration must be at 15 percent O ₂ , dry basis. Results of this test consist of the average of the three 1-hour or longer runs.

^aYou may also use Methods 3A and 10 as options to ASTM-D6522-00 (2005). You may obtain a copy of ASTM-D6522-00 (2005) from at least one of the following addresses: American Society for Testing and Materials, 100 Barr Harbor Drive, West Conshohocken, PA 19428-2959, or University Microfilms International, 300 North Zeeb Road, Ann Arbor, MI 48106.

^bYou may obtain a copy of ASTM-D6348-03 from at least one of the following addresses: American Society for Testing and Materials, 100 Barr Harbor Drive, West Conshohocken, PA 19428-2959, or University Microfilms International, 300 North Zeeb Road, Ann Arbor, MI 48106.

46. The permittee shall install, operate, and maintain each CPMS according to the requirements in paragraphs (b)(1) through (6) of this section. For an affected source that is complying with the emission limitations and operating limitations on March 9, 2011, the requirements in paragraph (b) of this section are applicable September 6, 2011.
 - a. You must prepare a site-specific monitoring plan that addresses the monitoring system design, data collection, and the quality assurance and quality control elements outlined in paragraphs (b)(1)(i) through (v) of this section and in §63.8(d). As specified in §63.8(f)(4), you may request approval of monitoring system quality assurance and quality control procedures alternative to those specified in paragraphs (b)(1) through (5) of this section in your site-specific monitoring plan.

- i. The performance criteria and design specifications for the monitoring system equipment, including the sample interface, detector signal analyzer, and data acquisition and calculations;
 - ii. Sampling interface (e.g., thermocouple) location such that the monitoring system will provide representative measurements;
 - iii. Equipment performance evaluations, system accuracy audits, or other audit procedures;
 - iv. Ongoing operation and maintenance procedures in accordance with provisions in §63.8(c)(1)(ii) and (c)(3); and
 - v. Ongoing reporting and recordkeeping procedures in accordance with provisions in §63.10(c), (e)(1), and (e)(2)(i).
- b. You must install, operate, and maintain each CPMS in continuous operation according to the procedures in your site-specific monitoring plan.
 - c. The CPMS must collect data at least once every 15 minutes (see also §63.6635).
 - d. For a CPMS for measuring temperature range, the temperature sensor must have a minimum tolerance of 2.8 degrees Celsius (5 degrees Fahrenheit) or 1 percent of the measurement range, whichever is larger.
 - e. You must conduct the CPMS equipment performance evaluation, system accuracy audits, or other audit procedures specified in your site-specific monitoring plan at least annually.
 - f. You must conduct a performance evaluation of each CPMS in accordance with your site-specific monitoring plan. [Reg.19.304 and 40 CFR Part §63.6625(b)]
47. The permittee shall minimize the engine's time spent at idle during startup and minimize the engine's startup time to a period needed for appropriate and safe loading of the engine, not to exceed 30 minutes, after which time the emission standards applicable to all times other than startup in Table 2d to this subpart apply. [Reg.19.304 and 40 CFR Part §63.6625(h)]
48. You must demonstrate initial compliance with each emission limitation, operating limitation, and other requirement that applies to you according to Table 5 of this subpart. [Reg.19.304 and 40 CFR Part §63.6630(a)]

Table 5 to Subpart ZZZZ of Part 63—Initial Compliance With Emission Limitations, Operating Limitations, and Other Requirements		
For each . . .	Complying with the requirement to . . .	You have demonstrated initial compliance if . . .
1. New or reconstructed non-emergency 2SLB stationary RICE >500 HP located at a major source of HAP, new or reconstructed non-emergency 4SLB stationary RICE ≥250 HP located at a major source of HAP, non-	a. Reduce CO emissions and using oxidation catalyst, and using a CPMS	i. The average reduction of emissions of CO determined from the initial performance test achieves the required CO percent

Table 5 to Subpart ZZZZ of Part 63—Initial Compliance With Emission Limitations, Operating Limitations, and Other Requirements		
For each . . .	Complying with the requirement to . . .	You have demonstrated initial compliance if . . .
emergency stationary CI RICE >500 HP located at a major source of HAP, and existing non-emergency stationary CI RICE >500 HP located at an area source of HAP		reduction; and ii. You have installed a CPMS to continuously monitor catalyst inlet temperature according to the requirements in §63.6625(b); and iii. You have recorded the catalyst pressure drop and catalyst inlet temperature during the initial performance test.
2. Non-emergency stationary CI RICE >500 HP located at a major source of HAP, and existing non-emergency stationary CI RICE >500 HP located at an area source of HAP	a. Limit the concentration of CO, using oxidation catalyst, and using a CPMS	i. The average CO concentration determined from the initial performance test is less than or equal to the CO emission limitation; and
		ii. You have installed a CPMS to continuously monitor catalyst inlet temperature according to the requirements in §63.6625(b); and
		iii. You have recorded the catalyst pressure drop and catalyst inlet temperature during the initial performance test.

49. During the initial performance test, you must establish each operating limitation in Table 2b of this subpart that applies to you. [Reg.19.304 and 40 CFR Part §63.6630(b)]
50. The permittee shall submit the Notification of Compliance Status containing the results of the initial compliance demonstration according to the requirements in §63.6645. [Reg.19.304 and 40 CFR Part §63.6630(c)]

51. The permittee shall be in compliance with the emission limitations, operating limitations, and other requirements in this subpart that apply to you at all times. [Reg.19.304 and 40 CFR Part §63.6605(a)]
52. At all times the permittee shall operate and maintain any affected source, including associated air pollution control equipment and monitoring equipment, in a manner consistent with safety and good air pollution control practices for minimizing emissions. The general duty to minimize emissions does not require you to make any further efforts to reduce emissions if levels required by this standard have been achieved. Determination of whether such operation and maintenance procedures are being used will be based on information available to the Administrator which may include, but is not limited to, monitoring results, review of operation and maintenance procedures, review of operation and maintenance records, and inspection of the source. [Reg.19.304 and 40 CFR Part §63.6605(b)]
53. The permittee must monitor and collect data as specified below.
 - a. Except for monitor malfunctions, associated repairs, required performance evaluations, and required quality assurance or control activities, you must monitor continuously at all times that the stationary RICE is operating. A monitoring malfunction is any sudden, infrequent, not reasonably preventable failure of the monitoring to provide valid data. Monitoring failures that are caused in part by poor maintenance or careless operation are not malfunctions.
 - b. You may not use data recorded during monitoring malfunctions, associated repairs, and required quality assurance or control activities in data averages and calculations used to report emission or operating levels. You must, however, use all the valid data collected during all other periods. [Reg.19.304 and 40 CFR Part §63.6635]
54. The permittee must demonstrate continuous compliance with each emission limitation, operating limitation, and other requirements in Table 2b and Table 2d to this subpart that apply to you according to methods specified in Table 6 to this subpart. [Reg.19.304 and 40 CFR Part §63.6640(a)]

Table 6 to Subpart ZZZZ of Part 63—Continuous Compliance With Emission Limitations, and Other Requirements		
For each . . .	Complying with the requirement to . . .	You must demonstrate continuous compliance by . . .
10. Existing stationary CI RICE >500 HP that are not	a. Reduce CO emissions, or limit the concentration of CO in the stationary RICE exhaust, and using	i. Conducting performance tests every 8,760 hours or 3 years, whichever comes first, for CO or formaldehyde, as appropriate, to demonstrate that the required CO or formaldehyde, as appropriate,

Table 6 to Subpart ZZZZ of Part 63—Continuous Compliance With Emission Limitations, and Other Requirements		
For each . . .	Complying with the requirement to . . .	You must demonstrate continuous compliance by . . .
limited use stationary RICE	oxidation catalyst	percent reduction is achieved or that your emissions remain at or below the CO or formaldehyde concentration limit; and
		ii. Collecting the catalyst inlet temperature data according to §63.6625(b); and
		iii. Reducing these data to 4-hour rolling averages; and
		iv. Maintaining the 4-hour rolling averages within the operating limitations for the catalyst inlet temperature; and
		v. Measuring the pressure drop across the catalyst once per month and demonstrating that the pressure drop across the catalyst is within the operating limitation established during the performance test.

55. The permittee shall report each instance in which each emission limitation or operating limitation in Table 2b and Table 2d to Subpart ZZZZ that applies was not met. These instances are deviations from the emission and operating limitations in this subpart. These deviations must be reported according to the requirements in §63.6650. If you change your catalyst, you must reestablish the values of the operating parameters measured during the initial performance test. When you reestablish the values of your operating parameters, you must also conduct a performance test to demonstrate that you are meeting the required emission limitation applicable to your stationary RICE. [Reg.19.304 and 40 CFR Part §63.6640(b)]
56. The permittee shall report each instance in which the applicable requirements in Table 8 to this subpart are not met. [Reg.19.304 and 40 CFR Part §63.6640(e)]
57. The permittee shall submit all of the applicable notifications in §§63.7(b) and (c), 63.8(e), (f)(4) and (f)(6), 63.9(b) through (e), and (g) and (h) by the dates specified. [Reg.19.304 and 40 CFR Part §63.6645(a)]
58. The permittee shall submit a Notification of Intent to conduct a performance test at least 60 days before the performance test is scheduled to begin as required in §63.7(b)(1). [Reg.19.304 and 40 CFR Part §63.6645(g)]

59. The permittee shall submit a Notification of Compliance Status according to §63.9(h)(2)(ii).
- a. For each initial compliance demonstration required in Table 5 to this subpart that does not include a performance test, you must submit the Notification of Compliance Status before the close of business on the 30th day following the completion of the initial compliance demonstration.
 - b. For each initial compliance demonstration required in Table 5 to this subpart that includes a performance test conducted according to the requirements in Table 3 to this subpart, you must submit the Notification of Compliance Status, including the performance test results, before the close of business on the 60th day following the completion of the performance test according to §63.10(d)(2). [Reg.19.304 and 40 CFR Part §63.6645(h)]
60. The permittee shall keep the records as described in 40 CFR Part §63.6655 as specified below.
- a. A copy of each notification and report that you submitted to comply with this subpart, including all documentation supporting any Initial Notification or Notification of Compliance Status that you submitted, according to the requirement in §63.10(b)(2)(xiv).
 - b. Records of the occurrence and duration of each malfunction of operation (i.e., process equipment) or the air pollution control and monitoring equipment.
 - c. Records of performance tests and performance evaluations as required in §63.10(b)(2)(viii).
 - d. Records of all required maintenance performed on the air pollution control and monitoring equipment.
 - e. Records of actions taken during periods of malfunction to minimize emissions in accordance with §63.6605(b), including corrective actions to restore malfunctioning process and air pollution control and monitoring equipment to its normal or usual manner of operation. [Reg.19.304 and 40 CFR Part §63.6655(a)]
61. For each CEMS or CPMS, you must keep the records listed below.
- a. Records described in §63.10(b)(2)(vi) through (xi).
 - b. Previous (i.e., superseded) versions of the performance evaluation plan as required in §63.8(d)(3).
 - c. Requests for alternatives to the relative accuracy test for CEMS or CPMS as required in §63.8(f)(6)(i), if applicable. [Reg.19.304 and 40 CFR Part §63.6655(b)]
62. The permittee shall keep the records required in Table 6 of this subpart to show continuous compliance with each applicable emission or operating limitation. [Reg.19.304 and 40 CFR Part §63.6655(d)]

63. The permittee shall submit each report in Table 7 to Subpart ZZZZ. [Reg.19.304 and 40 CFR Part §63.6650(a)]

Table 7 to Subpart ZZZZ of Part 63—Requirements for Reports			
For each . . .	You must submit a . . .	The report must contain . . .	You must submit the report . . .
1. Existing non-emergency, non-black start stationary RICE $100 \leq \text{HP} \leq 500$ located at a major source of HAP; existing non-emergency, non-black start stationary CI RICE >500 HP located at a major source of HAP; existing non-emergency 4SRB stationary RICE >500 HP located at a major source of HAP; existing non-emergency, non-black start stationary CI RICE >300 HP located at an area source of HAP; new or reconstructed non-emergency stationary RICE >500 HP located at a major source of HAP; and new or reconstructed non-emergency 4SLB stationary RICE $250 \leq \text{HP} \leq 500$ located at a major source of HAP	Compliance report	a. If there are no deviations from any emission limitations or operating limitations that apply to you, a statement that there were no deviations from the emission limitations or operating limitations during the reporting period. If there were no periods during which the CMS, including CEMS and CPMS, was out-of-control, as specified in §63.8(c)(7), a statement that there were not periods during which the CMS was out-of-control during the reporting period; or	i. Semiannually according to the requirements in §63.6650(b)(1)-(5) for engines that are not limited use stationary RICE subject to numerical emission limitations; and ii. Annually according to the requirements in §63.6650(b)(6)-(9) for engines that are limited use stationary RICE subject to numerical emission limitations.
		b. If you had a deviation from any emission limitation or operating limitation during the reporting period, the information in §63.6650(d). If there were periods during which the CMS, including CEMS and CPMS, was out-of-control, as specified in §63.8(c)(7), the information in §63.6650(e); or	i. Semiannually according to the requirements in §63.6650(b).

Table 7 to Subpart ZZZZ of Part 63—Requirements for Reports			
For each . . .	You must submit a . . .	The report must contain . . .	You must submit the report . . .
		c. If you had a malfunction during the reporting period, the information in §63.6650(c)(4).	i. Semiannually according to the requirements in §63.6650(b).

64. Unless the Administrator has approved a different schedule for submission of reports under §63.10(a), the permittee shall submit each report by the date in Table 7 of this subpart and according to the requirements below.
- a. For semiannual Compliance reports, the first Compliance report must cover the period beginning on the compliance date that is specified for your affected source in §63.6595 and ending on June 30 or December 31, whichever date is the first date following the end of the first calendar half after the compliance date that is specified for your source in §63.6595.
 - b. For semiannual Compliance reports, the first Compliance report must be postmarked or delivered no later than July 31 or January 31, whichever date follows the end of the first calendar half after the compliance date that is specified for your affected source in §63.6595.
 - c. For semiannual Compliance reports, each subsequent Compliance report must cover the semiannual reporting period from January 1 through June 30 or the semiannual reporting period from July 1 through December 31.
 - d. For semiannual Compliance reports, each subsequent Compliance report must be postmarked or delivered no later than July 31 or January 31, whichever date is the first date following the end of the semiannual reporting period.
 - e. For each stationary RICE that is subject to permitting regulations pursuant to 40 CFR part 70 or 71, and if the permitting authority has established dates for submitting semiannual reports pursuant to 40 CFR 70.6(a)(3)(iii)(A) or 40 CFR 71.6 (a)(3)(iii)(A), you may submit the first and subsequent Compliance reports according to the dates the permitting authority has established instead of according to the dates in paragraphs (b)(1) through (b)(4) of this section.
 - f. For annual Compliance reports, the first Compliance report must cover the period beginning on the compliance date that is specified for your affected source in §63.6595 and ending on December 31.
 - g. For annual Compliance reports, the first Compliance report must be postmarked or delivered no later than January 31 following the end of the first calendar year after the compliance date that is specified for your affected source in §63.6595.
 - h. For annual Compliance reports, each subsequent Compliance report must cover the annual reporting period from January 1 through December 31.

- i. For annual Compliance reports, each subsequent Compliance report must be postmarked or delivered no later than January 31. [Reg.19.304 and 40 CFR Part §63.6650(b)]
65. The Compliance report must contain the information below.
 - a. Company name and address.
 - b. Statement by a responsible official, with that official's name, title, and signature, certifying the accuracy of the content of the report.
 - c. Date of report and beginning and ending dates of the reporting period.
 - d. If you had a malfunction during the reporting period, the compliance report must include the number, duration, and a brief description for each type of malfunction which occurred during the reporting period and which caused or may have caused any applicable emission limitation to be exceeded. The report must also include a description of actions taken by an owner or operator during a malfunction of an affected source to minimize emissions in accordance with §63.6605(b), including actions taken to correct a malfunction.
 - e. If there are no deviations from any emission or operating limitations that apply to you, a statement that there were no deviations from the emission or operating limitations during the reporting period.
 - f. If there were no periods during which the continuous monitoring system (CMS), including CEMS and CPMS, was out-of-control, as specified in §63.8(c)(7), a statement that there were no periods during which the CMS was out-of-control during the reporting period. [Reg.19.304 and 40 CFR Part §63.6650(c)]
66. For each deviation from an emission or operating limitation that occurs for a stationary RICE where you are not using a CMS to comply with the emission or operating limitations in this subpart, the Compliance report must contain the information in paragraphs (c)(1) through (4) of §63.6650 and the information below.
 - a. The total operating time of the stationary RICE at which the deviation occurred during the reporting period.
 - b. Information on the number, duration, and cause of deviations (including unknown cause, if applicable), as applicable, and the corrective action taken. [Reg.19.304 and 40 CFR Part §63.6650(d)]
67. For each deviation from an emission or operating limitation occurring for a stationary RICE where you are using a CMS to comply with the emission and operating limitations in this subpart, you must include information in paragraphs (c)(1) through (4) of §63.6650 the information below.
 - a. The date and time that each malfunction started and stopped.
 - b. The date, time, and duration that each CMS was inoperative, except for zero (low-level) and high-level checks.

- c. The date, time, and duration that each CMS was out-of-control, including the information in §63.8(c)(8).
 - d. The date and time that each deviation started and stopped, and whether each deviation occurred during a period of malfunction or during another period.
 - e. A summary of the total duration of the deviation during the reporting period, and the total duration as a percent of the total source operating time during that reporting period.
 - f. A breakdown of the total duration of the deviations during the reporting period into those that are due to control equipment problems, process problems, other known causes, and other unknown causes.
 - g. A summary of the total duration of CMS downtime during the reporting period, and the total duration of CMS downtime as a percent of the total operating time of the stationary RICE at which the CMS downtime occurred during that reporting period.
 - h. An identification of each parameter and pollutant (CO or formaldehyde) that was monitored at the stationary RICE.
 - i. A brief description of the stationary RICE.
 - j. A brief description of the CMS.
 - k. The date of the latest CMS certification or audit.
 - l. A description of any changes in CMS, processes, or controls since the last reporting period. [Reg.19.304 and 40 CFR Part §63.6650(e)]
68. The permittee shall report all deviations as defined in this subpart in the semiannual monitoring report required by 40 CFR 70.6 (a)(3)(iii)(A) or 40 CFR 71.6(a)(3)(iii)(A). If an affected source submits a Compliance report pursuant to Table 7 of this subpart along with, or as part of, the semiannual monitoring report required by 40 CFR 70.6(a)(3)(iii)(A) or 40 CFR 71.6(a)(3)(iii)(A), and the Compliance report includes all required information concerning deviations from any emission or operating limitation in this subpart, submission of the Compliance report shall be deemed to satisfy any obligation to report the same deviations in the semiannual monitoring report. However, submission of a Compliance report shall not otherwise affect any obligation the affected source may have to report deviations from permit requirements to the permit authority. [Reg.19.304 and 40 CFR Part §63.6650(f)]

SN-09
Cooling Tower

Source Description

The cooling towers will consist of mechanical draft vents with drift eliminators.

Specific Conditions

69. The permittee shall not exceed the emission rate set forth in the following table. The emission rates set forth in the following table are based on maximum capacity. [§19.501, §19.901, and 40 CFR Part 52 Subpart E]

Emission Unit	Pollutant	lb/hr (24-hr average)	tpy
Cooling Tower	PM ₁₀	0.7	2.8

70. The permittee shall not exceed the emission rate set forth in the following table. The emission rates set forth in the following table are based on maximum capacity. [§18.801 and A.C.A. §8-4-203 as referenced by §8-4-304 and §8-4-311]

Emission Unit	Pollutant	lb/hr (24-hr average)	tpy
Cooling Tower	PM	1.9	7.9

71. The permittee shall not cause to be discharged to the atmosphere from the cooling tower stack gases which exhibit an opacity greater than 20%. Compliance with this opacity limit shall be demonstrated by Specific Condition 72. [Regulation 19, §19.503 and A.C.A. §8-4-203 as referenced by §8-4-304 and §8-4-311]
72. The total dissolved solids (TSD) content shall not exceed 4000 parts per million. [Regulation 19, §19.705, A.C.A. §8-4-203 as referenced by §8-4-304 and §8-4-311, and 40 CFR 70.6]
73. The permittee shall monitor weekly the total dissolved solids to demonstrate compliance with Specific Condition 72. These records shall be updated on a monthly basis. During any week when the cooling towers do not operate the TDS testing shall not be required. Records shall be maintained to verify operations. These records shall be kept on site, provided to Department personnel upon request, and may be used by the Department for enforcement purposes. [Regulation 19, §19.705, and 40 CFR Part 52, Subpart E]

SN-10
 Emergency Fire Pump Engine

Source Description

SN-10 is an emergency fire pump engine. The primary purpose of the engine is to drive the fire water pump.

Specific Conditions

74. The permittee shall not exceed the emission rates set forth in the following table. The permittee shall demonstrate compliance with this condition by recording hourly operation of the unit and burning only diesel fuel. [Regulation 19, §19.501 et seq. and 40 CFR Part 52, Subpart E]

SN	Description	Pollutant	lb/hr	tpy
10	Emergency Fire Pump Engine	PM ₁₀	0.1	0.1
		SO ₂	0.1	0.1
		VOC	1.5	0.4
		CO	0.7	0.2
		NO _x	1.1	0.3

75. The permittee shall not exceed the emission rates set forth in the following table. The permittee shall demonstrate compliance with this condition by recording hourly operation of the unit and burning only diesel fuel. [Regulation 18, §18.801 and A.C.A. §8-4-203 as referenced by A.C.A. §8-4-304 and §8-4-311]

SN	Description	Pollutant	lb/hr	tpy
10	Emergency Fire Pump Engine	PM	0.1	0.1
		Total HAPs	0.01	0.01

76. Visible emissions may not exceed the limits specified in the following table of this permit as measured by EPA Reference Method 9. [A.C.A. §8-4-203 referenced by §8-4-304 and §8-4-311]

SN	Limit	Regulatory Citation
10	20%	§18.501 of Regulation 18

77. Visible Emissions observations of the opacity from source SN-10 shall be conducted by a person trained in EPA Reference Method 9 annually. If visible emissions appear to be in excess of 20%, the permittee shall immediately take action to identify the cause of the excess visible emissions, implement corrective action, and document that visible

emissions do not appear to be in excess of the permitted opacity following the corrective action. The permittee shall maintain records of any visible emissions which appeared to be in excess of the permitted opacity, the corrective action taken, and if visible emissions were present following the corrective action. These records shall be kept on site and made available to Department personnel upon request. [Regulation 19, §19.705 and 40 CFR Part 52, Subpart E]

78. The permittee shall not operate the emergency generator (SN-10) in excess of 500 total hours (emergency and non-emergency) per calendar year in order to demonstrate compliance with the annual emission rate limits. Emergency operation in excess of these hours may be allowable but shall be reported and will be evaluated in accordance with Reg.19.602 and other applicable regulations. [Reg.19.705, Ark. Code Ann. § 8-4-203 as referenced by Ark. Code Ann. §§ 8-4-304 and 8-4-311, and 40 C.F.R. § 70.6]
79. The permittee shall maintain monthly records to demonstrate compliance with Specific Condition 78. The permittee shall update these records by the fifteenth day of the month following the month to which the records pertain. The calendar year totals and each individual month's data shall be maintained on-site, made available to Department personnel upon request, and submitted in accordance with General Provision #7. [Reg.19.705 and 40 C.F.R. § 52 Subpart E]
80. SN-10 is subject to 40 CFR Part 63, Subpart ZZZZ. The permittee shall comply with all applicable provisions of 40 CFR Part 63, Subpart ZZZZ no later than May 3, 2013, which includes, but is not limited to, Specific Conditions 81 through 93. [Regulation 19, §19.304 and 40 CFR Part 63, Subpart ZZZZ]

40 CFR Part 63 - Subpart ZZZZ Conditions

81. The Emergency Fire Pump Engine (SN-10) is subject to 40 CFR Part 63, Subpart ZZZZ. The permittee shall comply with all applicable provisions of 40 CFR Part 63, Subpart ZZZZ no later than May 3, 2013. The applicable provisions include, but are not limited to, Specific Conditions 82 through 93. [Regulation 19, §19.304 and 40 CFR Part 63, Subpart ZZZZ]
82. The permittee must comply with the requirements in Table 2d and the operating limitations in Table 2b to Subpart ZZZZ that are applicable. As stated in 40 CFR Part 63, Subpart ZZZZ §§63.6603 and 63.6640, you must comply with the following requirements for existing stationary RICE located at area sources of HAP emissions:

Table 2d to Subpart ZZZZ of Part 63—Requirements for Existing Stationary RICE Located at Area Sources of HAP Emissions		
For . . .	You must meet the following requirement, except during periods of startup . . .	During periods of startup you must . . .
SN-10 ²	a. Change oil and filter every 500 hours	

Table 2d to Subpart ZZZZ of Part 63—Requirements for Existing Stationary RICE Located at Area Sources of HAP Emissions		
For . . .	You must meet the following requirement, except during periods of startup . . .	During periods of startup you must . . .
	of operation or annually, whichever comes first; ¹	
	b. Inspect air cleaner every 1,000 hours of operation or annually, whichever comes first, and replace as necessary; and	
	c. Inspect all hoses and belts every 500 hours of operation or annually, whichever comes first, and replace as necessary.	

¹ Sources have the option to utilize an oil analysis program as described in §63.6625(i) or (j) in order to extend the specified oil change requirement.

² If an emergency engine is operating during an emergency and it is not possible to shut down the engine in order to perform the management practice requirements on the schedule required in Table 2d of this subpart, or if performing the management practice on the required schedule would otherwise pose an unacceptable risk under federal, state, or local law, the management practice can be delayed until the emergency is over or the unacceptable risk under federal, state, or local law has abated. The management practice should be performed as soon as practicable after the emergency has ended or the unacceptable risk under federal, state, or local law has abated. Sources must report any failure to perform the management practice on the schedule required and the federal, state or local law under which the risk was deemed unacceptable.

83. The permittee must operate and maintain the stationary RICE and after-treatment control device (if any) according to the manufacturer's emission-related written instructions or develop your own maintenance plan which must provide to the extent practicable for the maintenance and operation of the engine in a manner consistent with good air pollution control practice for minimizing emissions.[Regulation 19 §19.304 and 40 CFR Part §63.6625(e)]
84. The permittee must install a non-resettable hour meter if one is not already installed. [Regulation 19 §19.304 and 40 CFR Part §63.6625(f)]
85. The permittee must minimize the engine's time spent at idle during startup and minimize the engine's startup time to a period needed for appropriate and safe loading of the engine, not to exceed 30 minutes, after which time the emission standards applicable to all times other than startup in Tables 1a, 2a, 2c, and 2d to this subpart apply.[Regulation 19 §19.304 and 40 CFR Part §63.6625(h)]

86. The permittee has the option of utilizing an oil analysis program in order to extend the specified oil change requirement in Tables 2c and 2d to this subpart. The oil analysis must be performed at the same frequency specified for changing the oil in Table 2c or 2d to this subpart. The analysis program must at a minimum analyze the following three parameters: Total Base Number, viscosity, and percent water content. The condemning limits for these parameters are as follows: Total Base Number is less than 30 percent of the Total Base Number of the oil when new; viscosity of the oil has changed by more than 20 percent from the viscosity of the oil when new; or percent water content (by volume) is greater than 0.5. If all of these condemning limits are not exceeded, the engine owner or operator is not required to change the oil. If any of the limits are exceeded, the engine owner or operator must change the oil within 2 business days of receiving the results of the analysis; if the engine is not in operation when the results of the analysis are received, the engine owner or operator must change the oil within 2 business days or before commencing operation, whichever is later. The owner or operator must keep records of the parameters that are analyzed as part of the program, the results of the analysis, and the oil changes for the engine. The analysis program must be part of the maintenance plan for the engine.[Regulation 19 §19.304 and 40 CFR Part §63.6625(i)]
87. The permittee must be in compliance with the emission limitations, operating limitations, and other requirements in 40 CFR Part 63 Subpart ZZZZ that apply at all times.
[Regulation 19 §19.304 and 40 CFR Part §63.6605(a)]
88. At all times the permittee must operate and maintain any affected source, including associated air pollution control equipment and monitoring equipment, in a manner consistent with safety and good air pollution control practices for minimizing emissions. The general duty to minimize emissions does not require you to make any further efforts to reduce emissions if levels required by this standard have been achieved. Determination of whether such operation and maintenance procedures are being used will be based on information available to the Administrator which may include, but is not limited to, monitoring results, review of operation and maintenance procedures, review of operation and maintenance records, and inspection of the source. [Regulation 19 §19.304 and 40 CFR Part §63.6605(b)]
89. The permittee must demonstrate continuous compliance with each emission limitation, operating limitation, and other requirements in Tables 1a and 1b, Tables 2a and 2b, Table 2c, and Table 2d to this subpart that apply to you according to methods specified in Table 6 to this subpart. [Regulation 19 §19.304 and 40 CFR Part §63.6640(a)]
90. The permittee must report each instance in which you did not meet each emission limitation or operating limitation in Tables 1a and 1b, Tables 2a and 2b, Table 2c, and Table 2d to this subpart that apply to you. These instances are deviations from the emission and operating limitations in this subpart. These deviations must be reported according to the requirements in §63.6650. If you change your catalyst, you must reestablish the values of the operating parameters measured during the initial performance test. When you reestablish the values of your operating parameters, you

must also conduct a performance test to demonstrate that you are meeting the required emission limitation applicable to your stationary RICE. [Regulation 19 §19.304 and 40 CFR Part §63.6640(b)]

91. The permittee must operate the emergency stationary RICE according to the requirements in paragraphs (f)(1) through (4) of this section. In order for the engine to be considered an emergency stationary RICE under this subpart, any operation other than emergency operation, maintenance and testing, emergency demand response, and operation in non-emergency situations for 50 hours per year, as described in paragraphs (f)(1) through (4) of this section, is prohibited. If you do not operate the engine according to the requirements in paragraphs (f)(1) through (4) of this section, the engine will not be considered an emergency engine under this subpart and must meet all requirements for non-emergency engines
- a. There is no time limit on the use of emergency stationary RICE in emergency situations.
 - b. You may operate your emergency stationary RICE for any combination of the purposes specified in paragraphs (f)(2)(i) through (iii) of this section for a maximum of 100 hours per calendar year. Any operation for non-emergency situations as allowed by paragraphs (f)(3) and (4) of this section counts as part of the 100 hours per calendar year allowed by this paragraph (f)(2).
 - i. Emergency stationary RICE may be operated for maintenance checks and readiness testing, provided that the tests are recommended by federal, state or local government, the manufacturer, the vendor, the regional transmission organization or equivalent balancing authority and transmission operator, or the insurance company associated with the engine. The owner or operator may petition the Administrator for approval of additional hours to be used for maintenance checks and readiness testing, but a petition is not required if the owner or operator maintains records indicating that federal, state, or local standards require maintenance and testing of emergency RICE beyond 100 hours per calendar year.
 - ii. Emergency stationary RICE may be operated for emergency demand response for periods in which the Reliability Coordinator under the North American Electric Reliability Corporation (NERC) Reliability Standard EOP-002-3, Capacity and Energy Emergencies (incorporated by reference, see §63.14), or other authorized entity as determined by the Reliability Coordinator, has declared an Energy Emergency Alert Level 2 as defined in the NERC Reliability Standard EOP-002-3.
 - iii. Emergency stationary RICE may be operated for periods where there is a deviation of voltage or frequency of 5 percent or greater below standard voltage or frequency.

- c. Emergency stationary RICE located at major sources of HAP may be operated for up to 50 hours per calendar year in non-emergency situations. The 50 hours of operation in non-emergency situations are counted as part of the 100 hours per calendar year for maintenance and testing and emergency demand response provided in paragraph (f)(2) of this section. The 50 hours per year for non-emergency situations cannot be used for peak shaving or non-emergency demand response, or to generate income for a facility to supply power to an electric grid or otherwise supply power as part of a financial arrangement with another entity.
 - d. Emergency stationary RICE located at area sources of HAP may be operated for up to 50 hours per calendar year in non-emergency situations. The 50 hours of operation in non-emergency situations are counted as part of the 100 hours per calendar year for maintenance and testing and emergency demand response provided in paragraph (f)(2) of this section. Except as provided in paragraphs (f)(4)(i) and (ii) of this section, the 50 hours per year for non-emergency situations cannot be used for peak shaving or non-emergency demand response, or to generate income for a facility to an electric grid or otherwise supply power as part of a financial arrangement with another entity.
 - i. The 50 hours per year for non-emergency situations can be used to supply power as part of a financial arrangement with another entity if all of the following conditions are met:
 - A. The engine is dispatched by the local balancing authority or local transmission and distribution system operator.
 - B. The dispatch is intended to mitigate local transmission and/or distribution limitations so as to avert potential voltage collapse or line overloads that could lead to the interruption of power supply in a local area or region.
 - C. The dispatch follows reliability, emergency operation or similar protocols that follow specific NERC, regional, state, public utility commission or local standards or guidelines.
 - D. The power is provided only to the facility itself or to support the local transmission and distribution system.
 - E. The owner or operator identifies and records the entity that dispatches the engine and the specific NERC, regional, state, public utility commission or local standards or guidelines that are being followed for dispatching the engine. The local balancing authority or local transmission and distribution system operator may keep these records on behalf of the engine owner or operator.[Regulation 19 §19.304 and 40 CFR Part §63.6640(f)]
92. The permittee must keep records of the maintenance conducted on the stationary RICE in order to demonstrate that you operated and maintained the stationary RICE and after-treatment control device (if any) according to your own maintenance plan if you own or operate any of the following stationary RICE;

- a. An existing stationary RICE with a site rating of less than 100 brake HP located at a major source of HAP emissions.
 - b. An existing stationary emergency RICE.
 - c. An existing stationary RICE located at an area source of HAP emissions subject to management practices as shown in Table 2d to this subpart.[Regulation 19 §19.304 and 40 CFR Part §63.6655(e)]
93. The permittee must keep records of the hours of operation of the engine that is recorded through the non-resettable hour meter. The owner or operator must document how many hours are spent for emergency operation, including what classified the operation as emergency and how many hours are spent for non-emergency operation. If the engine is used for the purposes specified in §63.6640(f)(2)(ii) or (iii) or §63.6640(f)(4)(ii), the owner or operator must keep records of the notification of the emergency situation, and the date, start time, and end time of engine operation for these purposes.
- a. An existing emergency stationary RICE with a site rating of less than or equal to 500 brake HP located at a major source of HAP emissions that does not meet the standards applicable to non-emergency engines.
 - b. An existing emergency stationary RICE located at an area source of HAP emissions that does not meet the standards applicable to non-emergency engines.[Regulation 19 §19.304 and 40 CFR Part §63.6655(f)]

Arkansas Electric Cooperative Corporation - Harry L. Oswald Generating Station
Permit #: 1842-AOP-R7
AFIN: 60-01380

SECTION V: COMPLIANCE PLAN AND SCHEDULE

Arkansas Electric Cooperative Corporation - Harry L. Oswald Generating Station will continue to operate in compliance with those identified regulatory provisions. The facility will examine and analyze future regulations that may apply and determine their applicability with any necessary action taken on a timely basis.

SECTION VI: PLANTWIDE CONDITIONS

1. The permittee shall notify the Director in writing within thirty (30) days after commencing construction, completing construction, first placing the equipment and/or facility in operation, and reaching the equipment and/or facility target production rate. [Regulation 19, §19.704, 40 CFR Part 52, Subpart E, and A.C.A. §8-4-203 as referenced by A.C.A. §8-4-304 and §8-4-311]
2. If the permittee fails to start construction within eighteen months or suspends construction for eighteen months or more, the Director may cancel all or part of this permit. [Regulation 19, §19.410(B) and 40 CFR Part 52, Subpart E]
3. The permittee must test any equipment scheduled for testing, unless otherwise stated in the Specific Conditions of this permit or by any federally regulated requirements, within the following time frames: (1) new equipment or newly modified equipment within sixty (60) days of achieving the maximum production rate, but no later than 180 days after initial start up of the permitted source or (2) operating equipment according to the time frames set forth by the Department or within 180 days of permit issuance if no date is specified. The permittee must notify the Department of the scheduled date of compliance testing at least fifteen (15) days in advance of such test. The permittee shall submit the compliance test results to the Department within thirty (30) days after completing the testing. [Regulation 19, §19.702 and/or Regulation 18 §18.1002 and A.C.A. §8-4-203 as referenced by A.C.A. §8-4-304 and §8-4-311]
4. The permittee must provide:
 - a. Sampling ports adequate for applicable test methods;
 - b. Safe sampling platforms;
 - c. Safe access to sampling platforms; and
 - d. Utilities for sampling and testing equipment.

[Regulation 19, §19.702 and/or Regulation 18, §18.1002 and A.C.A. §8-4-203 as referenced by A.C.A. §8-4-304 and §8-4-311]
5. The permittee must operate the equipment, control apparatus and emission monitoring equipment within the design limitations. The permittee shall maintain the equipment in good condition at all times. [Regulation 19, §19.303 and A.C.A. §8-4-203 as referenced by A.C.A. §8-4-304 and §8-4-311]
6. This permit subsumes and incorporates all previously issued air permits for this facility. [Regulation 26 and A.C.A. §8-4-203 as referenced by A.C.A. §8-4-304 and §8-4-311]

Acid Rain (Title IV)

7. The Director prohibits the permittee to cause any emissions exceeding any allowances the source lawfully holds under Title IV of the Act or the regulations promulgated under the Act. No permit revision is required for increases in emissions allowed by allowances acquired pursuant to the acid rain program, if such increases do not require a permit revision under any other applicable requirement. This permit establishes no limit on the number of allowances held by the permittee. However, the source may not use allowances as a defense for noncompliance with any other applicable requirement of this permit or the Act. The permittee will account for any such allowance according to the procedures established in regulations promulgated under Title IV of the Act. A copy of the facility's Acid Rain Permit is attached in an appendix to this Title V permit. [Regulation 26, §26.701 and 40 CFR 70.6(a)(4)]

Title VI Provisions

8. The permittee must comply with the standards for labeling of products using ozone-depleting substances. [40 CFR Part 82, Subpart E]
 - a. All containers containing a class I or class II substance stored or transported, all products containing a class I substance, and all products directly manufactured with a class I substance must bear the required warning statement if it is being introduced to interstate commerce pursuant to §82.106.
 - b. The placement of the required warning statement must comply with the requirements pursuant to §82.108.
 - c. The form of the label bearing the required warning must comply with the requirements pursuant to §82.110.
 - d. No person may modify, remove, or interfere with the required warning statement except as described in §82.112.
9. The permittee must comply with the standards for recycling and emissions reduction, except as provided for MVACs in Subpart B. [40 CFR Part 82, Subpart F]
 - a. Persons opening appliances for maintenance, service, repair, or disposal must comply with the required practices pursuant to §82.156.
 - b. Equipment used during the maintenance, service, repair, or disposal of appliances must comply with the standards for recycling and recovery equipment pursuant to §82.158.
 - c. Persons performing maintenance, service repair, or disposal of appliances must be certified by an approved technician certification program pursuant to §82.161.
 - d. Persons disposing of small appliances, MVACs, and MVAC like appliances must comply with record keeping requirements pursuant to §82.166. ("MVAC like appliance" as defined at §82.152)
 - e. Persons owning commercial or industrial process refrigeration equipment must comply with leak repair requirements pursuant to §82.156.

- f. Owners/operators of appliances normally containing 50 or more pounds of refrigerant must keep records of refrigerant purchased and added to such appliances pursuant to §82.166.
- 10. If the permittee manufactures, transforms, destroys, imports, or exports a class I or class II substance, the permittee is subject to all requirements as specified in 40 CFR Part 82, Subpart A, Production and Consumption Controls.
- 11. If the permittee performs a service on motor (fleet) vehicles when this service involves ozone depleting substance refrigerant (or regulated substitute substance) in the motor vehicle air conditioner (MVAC), the permittee is subject to all the applicable requirements as specified in 40 CFR part 82, Subpart B, Servicing of Motor Vehicle Air Conditioners.

The term “motor vehicle” as used in Subpart B does not include a vehicle in which final assembly of the vehicle has not been completed. The term “MVAC” as used in Subpart B does not include the air tight sealed refrigeration system used as refrigerated cargo, or the system used on passenger buses using HCFC 22 refrigerant.
- 12. The permittee can switch from any ozone depleting substance to any alternative listed in the Significant New Alternatives Program (SNAP) promulgated pursuant to 40 CFR Part 82, Subpart G.

CSAPR Requirements

Transport Rule (TR) NO_x Ozone Season Trading Program Requirements

- 13. The permittee shall comply with the following TR NO_x Ozone Season Trading Program Requirements. The unit-specific monitoring provisions are attached to this Title V permit. [40 C.F.R. § 97 Subpart BBBB and Ark. Code Ann. § 8-4-203 as referenced by Ark. Code Ann. §§ 8-4-304 and 8-4-311]
 - a. Designated representative requirements.

The owners and operators shall comply with the requirement to have a designated representative, and may have an alternate designated representative, in accordance with 40 C.F.R. §§ 97.513 through 97.518.
 - b. Emissions monitoring, reporting, and recordkeeping requirements.
 - 1. The owners and operators, and the designated representative, of each TR NO_x Ozone Season source and each TR NO_x Ozone Season unit at the source shall comply with the monitoring, reporting, and recordkeeping requirements of 40 C.F.R. §§ 97.530 (general requirements, including installation, certification, and data accounting, compliance deadlines, reporting data, prohibitions, and long-term cold storage), 97.531 (initial monitoring system certification and recertification procedures), 97.532 (monitoring system out-of-control periods), 97.533 (notifications

- concerning monitoring), 97.534 (recordkeeping and reporting, including monitoring plans, certification applications, quarterly reports, and compliance certification), and 97.535 (petitions for alternatives to monitoring, recordkeeping, or reporting requirements).
2. The emissions data determined in accordance with 40 C.F.R. §§ 97.530 through 97.535 shall be used to calculate allocations of TR NO_x Ozone Season allowances under 40 C.F.R. §§ 97.511(a)(2) and (b) and 97.512 and to determine compliance with the TR NO_x Ozone Season emissions limitation and assurance provisions under paragraph (c) below, provided that, for each monitoring location from which mass emissions are reported, the mass emissions amount used in calculating such allocations and determining such compliance shall be the mass emissions amount for the monitoring location determined in accordance with 40 C.F.R. §§ 97.530 through 97.535 and rounded to the nearest ton, with any fraction of a ton less than 0.50 being deemed to be zero.
- c. NO_x emissions requirements.
1. TR NO_x Ozone Season emissions limitation.
 - i. As of the allowance transfer deadline for a control period in a given year, the owners and operators of each TR NO_x Ozone Season source and each TR NO_x Ozone Season unit at the source shall hold, in the source's compliance account, TR NO_x Ozone Season allowances available for deduction for such control period under 40 C.F.R. § 97.524(a) in an amount not less than the tons of total NO_x emissions for such control period from all TR NO_x Ozone Season units at the source.
 - ii. If total NO_x emissions during a control period in a given year from the TR NO_x Ozone Season units at a TR NO_x Ozone Season source are in excess of the TR NO_x Ozone Season emissions limitation set forth in paragraph (c)(1)(i) above, then:
 - A. The owners and operators of the source and each TR NO_x Ozone Season unit at the source shall hold the TR NO_x Ozone Season allowances required for deduction under 40 C.F.R. § 97.524(d); and
 - B. The owners and operators of the source and each TR NO_x Ozone Season unit at the source shall pay any fine, penalty, or assessment or comply with any other remedy imposed, for the same violations, under the Clean Air Act, and each ton of such excess emissions and each day of such control period shall constitute a separate violation of 40 C.F.R. § 97 Subpart BBBBBB and the Clean Air Act.
 2. TR NO_x Ozone Season assurance provisions.
 - i. If total NO_x emissions during a control period in a given year from all TR NO_x Ozone Season units at TR NO_x Ozone Season sources in the state exceed the state assurance level, then the owners and operators of such sources and units in each group of one or more

sources and units having a common designated representative for such control period, where the common designated representative's share of such NO_x emissions during such control period exceeds the common designated representative's assurance level for the state and such control period, shall hold (in the assurance account established for the owners and operators of such group) TR NO_x Ozone Season allowances available for deduction for such control period under 40 C.F.R. § 97.525(a) in an amount equal to two times the product (rounded to the nearest whole number), as determined by the Administrator in accordance with 40 C.F.R. § 97.525(b), of multiplying—

- A. The quotient of the amount by which the common designated representative's share of such NO_x emissions exceeds the common designated representative's assurance level divided by the sum of the amounts, determined for all common designated representatives for such sources and units in the state for such control period, by which each common designated representative's share of such NO_x emissions exceeds the respective common designated representative's assurance level; and
 - B. The amount by which total NO_x emissions from all TR NO_x Ozone Season units at TR NO_x Ozone Season sources in the state for such control period exceed the state assurance level.
- ii. The owners and operators shall hold the TR NO_x Ozone Season allowances required under paragraph (c)(2)(i) above, as of midnight of November 1 (if it is a business day), or midnight of the first business day thereafter (if November 1 is not a business day), immediately after such control period.
 - iii. Total NO_x emissions from all TR NO_x Ozone Season units at TR NO_x Ozone Season sources in the state during a control period in a given year exceed the state assurance level if such total NO_x emissions exceed the sum, for such control period, of the State NO_x Ozone Season trading budget under 40 C.F.R. § 97.510(a) and the state's variability limit under 40 C.F.R. § 97.510(b).
 - iv. It shall not be a violation of 40 C.F.R. § 97 Subpart BBBBBB or of the Clean Air Act if total NO_x emissions from all TR NO_x Ozone Season units at TR NO_x Ozone Season sources in the state during a control period exceed the state assurance level or if a common designated representative's share of total NO_x emissions from the TR NO_x Ozone Season units at TR NO_x Ozone Season sources in the state during a control period exceeds the common designated representative's assurance level.

- v. To the extent the owners and operators fail to hold TR NO_x Ozone Season allowances for a control period in a given year in accordance with paragraphs (c)(2)(i) through (iii) above,
 - A. The owners and operators shall pay any fine, penalty, or assessment or comply with any other remedy imposed under the Clean Air Act; and
 - B. Each TR NO_x Ozone Season allowance that the owners and operators fail to hold for such control period in accordance with paragraphs (c)(2)(i) through (iii) above and each day of such control period shall constitute a separate violation of 40 C.F.R. § 97 Subpart BBBBB and the Clean Air Act.
- 3. Compliance periods.
 - i. A TR NO_x Ozone Season unit shall be subject to the requirements under paragraph (c)(1) above for the control period starting on the later of May 1, 2015 or the deadline for meeting the unit's monitor certification requirements under 40 C.F.R. § 97.530(b) and for each control period thereafter.
 - ii. A TR NO_x Ozone Season unit shall be subject to the requirements under paragraph (c)(2) above for the control period starting on the later of May 1, 2017 or the deadline for meeting the unit's monitor certification requirements under 40 C.F.R. § 97.530(b) and for each control period thereafter.
- 4. Vintage of allowances held for compliance.
 - i. A TR NO_x Ozone Season allowance held for compliance with the requirements under paragraph (c)(1)(i) above for a control period in a given year must be a TR NO_x Ozone Season allowance that was allocated for such control period or a control period in a prior year.
 - ii. A TR NO_x Ozone Season allowance held for compliance with the requirements under paragraphs (c)(1)(ii)(A) and (2)(i) through (iii) above for a control period in a given year must be a TR NO_x Ozone Season allowance that was allocated for a control period in a prior year or the control period in the given year or in the immediately following year.
- 5. Allowance Management System requirements. Each TR NO_x Ozone Season allowance shall be held in, deducted from, or transferred into, out of, or between Allowance Management System accounts in accordance with 40 C.F.R. § 97 Subpart BBBBB.
- 6. Limited authorization. A TR NO_x Ozone Season allowance is a limited authorization to emit one ton of NO_x during the control period in one year. Such authorization is limited in its use and duration as follows:
 - i. Such authorization shall only be used in accordance with the TR NO_x Ozone Season Trading Program; and

- ii. Notwithstanding any other provision of 40 C.F.R. § 97 Subpart BBBBB, the Administrator has the authority to terminate or limit the use and duration of such authorization to the extent the Administrator determines is necessary or appropriate to implement any provision of the Clean Air Act.
- 7. Property right. A TR NO_x Ozone Season allowance does not constitute a property right.
- d. Title V permit revision requirements.
 - 1. No title V permit revision shall be required for any allocation, holding, deduction, or transfer of TR NO_x Ozone Season allowances in accordance with 40 C.F.R. § 97 Subpart BBBBB.
 - 2. This permit incorporates the TR emissions monitoring, recordkeeping and reporting requirements pursuant to 40 C.F.R. §§ 97.530 through 97.535, and the requirements for a continuous emission monitoring system (pursuant to 40 C.F.R. § 75 Subparts B and H), an excepted monitoring system (pursuant to 40 C.F.R. § 75, appendices D and E), a low mass emissions excepted monitoring methodology (pursuant to 40 C.F.R. § 75.19), and an alternative monitoring system (pursuant to 40 C.F.R. § 75 Subpart E). Therefore, the Description of TR Monitoring Provisions table for units identified in this permit may be added to, or changed, in this title V permit using minor permit modification procedures in accordance with 40 C.F.R. §§ 97.506(d)(2) and 70.7(e)(2)(i)(B) or 71.7(e)(1)(i)(B).
- e. Additional recordkeeping and reporting requirements.
 - 1. Unless otherwise provided, the owners and operators of each TR NO_x Ozone Season source and each TR NO_x Ozone Season unit at the source shall keep on site at the source each of the following documents (in hardcopy or electronic format) for a period of 5 years from the date the document is created. This period may be extended for cause, at any time before the end of 5 years, in writing by the Administrator.
 - i. The certificate of representation under 40 C.F.R. § 97.516 for the designated representative for the source and each TR NO_x Ozone Season unit at the source and all documents that demonstrate the truth of the statements in the certificate of representation; provided that the certificate and documents shall be retained on site at the source beyond such 5-year period until such certificate of representation and documents are superseded because of the submission of a new certificate of representation under 40 C.F.R. § 97.516 changing the designated representative.
 - ii. All emissions monitoring information, in accordance with 40 C.F.R. § 97 Subpart BBBBB.
 - iii. Copies of all reports, compliance certifications, and other submissions and all records made or required under, or to demonstrate compliance with the requirements of, the TR NO_x Ozone Season Trading Program.

2. The designated representative of a TR NO_x Ozone Season source and each TR NO_x Ozone Season unit at the source shall make all submissions required under the TR NO_x Ozone Season Trading Program, except as provided in 40 C.F.R. § 97.518. This requirement does not change, create an exemption from, or otherwise affect the responsible official submission requirements under a title V operating permit program in 40 C.F.R. §§ 70 and 71.
- f. Liability.
1. Any provision of the TR NO_x Ozone Season Trading Program that applies to a TR NO_x Ozone Season source or the designated representative of a TR NO_x Ozone Season source shall also apply to the owners and operators of such source and of the TR NO_x Ozone Season units at the source.
 2. Any provision of the TR NO_x Ozone Season Trading Program that applies to a TR NO_x Ozone Season unit or the designated representative of a TR NO_x Ozone Season unit shall also apply to the owners and operators of such unit.
- g. Effect on other authorities.
- No provision of the TR NO_x Ozone Season Trading Program or exemption under 40 C.F.R. § 97.505 shall be construed as exempting or excluding the owners and operators, and the designated representative, of a TR NO_x Ozone Season source or TR NO_x Ozone Season unit from compliance with any other provision of the applicable, approved state implementation plan, a federally enforceable permit, or the Clean Air Act.

Permit Shield

14. Compliance with the conditions of this permit shall be deemed compliance with all applicable requirements, as of the date of permit issuance, included in and specifically identified in the following table of this condition. The permit specifically identifies the following as applicable requirements based upon the information submitted by the permittee in an application dated September 17, 2014 and subsequent correspondence.

Applicable Regulations

Source	Regulation	Description
Facility	Arkansas Regulation #19	Regulations of the Arkansas State Implementation Plan for Air Pollution Control
	Arkansas Regulation #26	Regulations of the Arkansas Operating Permit Program
	40 CFR §52.21	Prevention of Significant Deterioration

Source	Regulation	Description
SN-01 - SN-07	40 CFR Parts 72, 73, and 75	The Acid Rain Program
	40 CFR Part 60 Subpart A	General Provisions
	40 CFR Part 60 Subpart GG	Standards of Performance for Stationary Gas Turbines
	40 CFR Part 60 Subpart Db	New Source Performance Standard for Industrial-Commercial-Institutional Steam Generating Units
SN-08	40 CFR Part 60 Subpart ZZZZ	National Emissions Standards for Hazardous Air Pollutants for Stationary Reciprocating Internal Combustion Engines
SN-10		

The permit specifically identifies the following as inapplicable based upon information submitted by the permittee in an application dated September 17, 2014 and subsequent correspondence.

Inapplicable Regulations

Description of Regulation	Regulatory Citation	Affected Source	Basis for Determination
Compliance Assurance Monitoring	40 CFR Part 64	SN-01 - SN-07	Because none of the emission units use a control device as defined under Part 64.
Compliance Assurance Monitoring	40 CFR Part 64	SN-08 - SN-10	Because none of the emission units have a potential pre-control device emissions in the amounts of tons per year required to classify the unit as a major source under Part 70.
National Emissions Standards for Hazardous Air Pollutants for Industrial Process Cooling Towers	40 CFR Part 63 Subpart Q	Cooling Tower (SN-09)	The facility is not a major source of HAPs. The facility does not operate the cooling tower with chromium based water treatment chemicals.

Arkansas Electric Cooperative Corporation - Harry L. Oswald Generating Station

Permit #: 1842-AOP-R7

AFIN: 60-01380

Description of Regulation	Regulatory Citation	Affected Source	Basis for Determination
Portion of the Standards of Performance for Industrial-Commercial-Institutional Steam Generating Units.	40 CFR 60.49b(g) and (b)	Duct Burners (SN-01 - SN-07)	Pursuant to 40 CFR 60.48b(h) a continuous monitoring system for NOx is not required for the duct burners. Therefore these two paragraphs do not apply because the provisions are applicable to affected facilities required to install a continuous monitoring system.

SECTION VII: INSIGNIFICANT ACTIVITIES

The Department deems the following types of activities or emissions as insignificant on the basis of size, emission rate, production rate, or activity in accordance with Group A of the Insignificant Activities list found in Regulation 18 and Regulation 19 Appendix A. Group B insignificant activities may be listed but are not required to be listed in permits. Insignificant activity emission determinations rely upon the information submitted by the permittee in an application dated February 23, 2018. [Reg.26.304 and Ark. Code Ann. § 8-4-203 as referenced by Ark. Code Ann. §§ 8-4-304 and 8-4-311]

Description	Category
9.9 MMBtu/hr Natural Gas Fired Fuel Heater	A-1
EDG Fuel Storage Tank (500 gallons)	A-3/A-13
Emergency Fire Pump Fuel Tank (360 gallons)	A-3/A-13

SECTION VIII: GENERAL PROVISIONS

1. Any terms or conditions included in this permit which specify and reference Arkansas Pollution Control & Ecology Commission Regulation 18 or the Arkansas Water and Air Pollution Control Act (Ark. Code Ann. § 8-4-101 *et seq.*) as the sole origin of and authority for the terms or conditions are not required under the Clean Air Act or any of its applicable requirements, and are not federally enforceable under the Clean Air Act. Arkansas Pollution Control & Ecology Commission Regulation 18 was adopted pursuant to the Arkansas Water and Air Pollution Control Act (Ark. Code Ann. § 8-4-101 *et seq.*). Any terms or conditions included in this permit which specify and reference Arkansas Pollution Control & Ecology Commission Regulation 18 or the Arkansas Water and Air Pollution Control Act (Ark. Code Ann. § 8-4-101 *et seq.*) as the origin of and authority for the terms or conditions are enforceable under this Arkansas statute. [40 C.F.R. § 70.6(b)(2)]
2. This permit shall be valid for a period of five (5) years beginning on the date this permit becomes effective and ending five (5) years later. [40 C.F.R. § 70.6(a)(2) and Reg.26.701(B)]
3. The permittee must submit a complete application for permit renewal at least six (6) months before permit expiration. Permit expiration terminates the permittee's right to operate unless the permittee submitted a complete renewal application at least six (6) months before permit expiration. If the permittee submits a complete application, the existing permit will remain in effect until the Department takes final action on the renewal application. The Department will not necessarily notify the permittee when the permit renewal application is due. [Reg.26.406]
4. Where an applicable requirement of the Clean Air Act, as amended, 42 U.S.C. 7401, *et seq.* (Act) is more stringent than an applicable requirement of regulations promulgated under Title IV of the Act, the permit incorporates both provisions into the permit, and the Director or the Administrator can enforce both provisions. [40 C.F.R. § 70.6(a)(1)(ii) and Reg.26.701(A)(2)]
5. The permittee must maintain the following records of monitoring information as required by this permit.
 - a. The date, place as defined in this permit, and time of sampling or measurements;
 - b. The date(s) analyses performed;
 - c. The company or entity performing the analyses;
 - d. The analytical techniques or methods used;
 - e. The results of such analyses; and
 - f. The operating conditions existing at the time of sampling or measurement.

[40 C.F.R. § 70.6(a)(3)(ii)(A) and Reg.26.701(C)(2)]

6. The permittee must retain the records of all required monitoring data and support information for at least five (5) years from the date of the monitoring sample, measurement, report, or application. Support information includes all calibration and maintenance records and all original strip chart recordings for continuous monitoring instrumentation, and copies of all reports required by this permit. [40 C.F.R. § 70.6(a)(3)(ii)(B) and Reg.26.701(C)(2)(b)]
7. The permittee must submit reports of all required monitoring every six (6) months. If the permit establishes no other reporting period, the reporting period shall end on the last day of the month six months after the issuance of the initial Title V permit and every six months thereafter. The report is due on the first day of the second month after the end of the reporting period. The first report due after issuance of the initial Title V permit shall contain six months of data and each report thereafter shall contain 12 months of data. The report shall contain data for all monitoring requirements in effect during the reporting period. If a monitoring requirement is not in effect for the entire reporting period, only those months of data in which the monitoring requirement was in effect are required to be reported. The report must clearly identify all instances of deviations from permit requirements. A responsible official as defined in Reg.26.2 must certify all required reports. The permittee will send the reports to the address below:

Arkansas Department of Environmental Quality
Office of Air Quality
ATTN: Compliance Inspector Supervisor
5301 Northshore Drive
North Little Rock, AR 72118-5317

[40 C.F.R. § 70.6(a)(3)(iii)(A) and Reg.26.701(C)(3)(a)]

8. The permittee shall report to the Department all deviations from permit requirements, including those attributable to upset conditions as defined in the permit.
 - a. For all upset conditions (as defined in Reg.19.601), the permittee will make an initial report to the Department by the next business day after the discovery of the occurrence. The initial report may be made by telephone and shall include:
 - i. The facility name and location;
 - ii. The process unit or emission source deviating from the permit limit;
 - iii. The permit limit, including the identification of pollutants, from which deviation occurs;
 - iv. The date and time the deviation started;
 - v. The duration of the deviation;
 - vi. The emissions during the deviation;
 - vii. The probable cause of such deviations;
 - viii. Any corrective actions or preventive measures taken or being taken to prevent such deviations in the future; and

ix. The name of the person submitting the report.

The permittee shall make a full report in writing to the Department within five (5) business days of discovery of the occurrence. The report must include, in addition to the information required by the initial report, a schedule of actions taken or planned to eliminate future occurrences and/or to minimize the amount the permit's limits were exceeded and to reduce the length of time the limits were exceeded. The permittee may submit a full report in writing (by facsimile, overnight courier, or other means) by the next business day after discovery of the occurrence, and the report will serve as both the initial report and full report.

- b. For all deviations, the permittee shall report such events in semi-annual reporting and annual certifications required in this permit. This includes all upset conditions reported in 8a above. The semi-annual report must include all the information as required by the initial and full reports required in 8a.

[Reg.19.601, Reg.19.602, Reg.26.701(C)(3)(b), and 40 C.F.R. § 70.6(a)(3)(iii)(B)]

9. If any provision of the permit or the application thereof to any person or circumstance is held invalid, such invalidity will not affect other provisions or applications hereof which can be given effect without the invalid provision or application, and to this end, provisions of this Regulation are declared to be separable and severable. [40 C.F.R. § 70.6(a)(5), Reg.26.701(E), and Ark. Code Ann. § 8-4-203 as referenced by Ark. Code Ann. §§ 8-4-304 and 8-4-311]
10. The permittee must comply with all conditions of this Part 70 permit. Any permit noncompliance with applicable requirements as defined in Regulation 26 constitutes a violation of the Clean Air Act, as amended, 42 U.S.C. § 7401, *et seq.* and is grounds for enforcement action; for permit termination, revocation and reissuance, for permit modification; or for denial of a permit renewal application. [40 C.F.R. § 70.6(a)(6)(i) and Reg.26.701(F)(1)]
11. It shall not be a defense for a permittee in an enforcement action that it would have been necessary to halt or reduce the permitted activity to maintain compliance with the conditions of this permit. [40 C.F.R. § 70.6(a)(6)(ii) and Reg.26.701(F)(2)]
12. The Department may modify, revoke, reopen and reissue the permit or terminate the permit for cause. The filing of a request by the permittee for a permit modification, revocation and reissuance, termination, or of a notification of planned changes or anticipated noncompliance does not stay any permit condition. [40 C.F.R. § 70.6(a)(6)(iii) and Reg.26.701(F)(3)]
13. This permit does not convey any property rights of any sort, or any exclusive privilege. [40 C.F.R. § 70.6(a)(6)(iv) and Reg.26.701(F)(4)]

14. The permittee must furnish to the Director, within the time specified by the Director, any information that the Director may request in writing to determine whether cause exists for modifying, revoking and reissuing, or terminating the permit or to determine compliance with the permit. Upon request, the permittee must also furnish to the Director copies of records required by the permit. For information the permittee claims confidentiality, the Department may require the permittee to furnish such records directly to the Director along with a claim of confidentiality. [40 C.F.R. § 70.6(a)(6)(v) and Reg.26.701(F)(5)]
15. The permittee must pay all permit fees in accordance with the procedures established in Regulation 9. [40 C.F.R. § 70.6(a)(7) and Reg.26.701(G)]
16. No permit revision shall be required, under any approved economic incentives, marketable permits, emissions trading and other similar programs or processes for changes provided for elsewhere in this permit. [40 C.F.R. § 70.6(a)(8) and Reg.26.701(H)]
17. If the permit allows different operating scenarios, the permittee shall, contemporaneously with making a change from one operating scenario to another, record in a log at the permitted facility a record of the operational scenario. [40 C.F.R. § 70.6(a)(9)(i) and Reg.26.701(I)(1)]
18. The Administrator and citizens may enforce under the Act all terms and conditions in this permit, including any provisions designed to limit a source's potential to emit, unless the Department specifically designates terms and conditions of the permit as being federally unenforceable under the Act or under any of its applicable requirements. [40 C.F.R. § 70.6(b) and Reg.26.702(A) and (B)]
19. Any document (including reports) required by this permit pursuant to 40 C.F.R. § 70 must contain a certification by a responsible official as defined in Reg.26.2. [40 C.F.R. § 70.6(c)(1) and Reg.26.703(A)]
20. The permittee must allow an authorized representative of the Department, upon presentation of credentials, to perform the following: [40 C.F.R. § 70.6(c)(2) and Reg.26.703(B)]
 - a. Enter upon the permittee's premises where the permitted source is located or emissions related activity is conducted, or where records must be kept under the conditions of this permit;
 - b. Have access to and copy, at reasonable times, any records required under the conditions of this permit;
 - c. Inspect at reasonable times any facilities, equipment (including monitoring and air pollution control equipment), practices, or operations regulated or required under this permit; and
 - d. As authorized by the Act, sample or monitor at reasonable times substances or parameters for assuring compliance with this permit or applicable requirements.

21. The permittee shall submit a compliance certification with the terms and conditions contained in the permit, including emission limitations, standards, or work practices. The permittee must submit the compliance certification annually. If the permit establishes no other reporting period, the reporting period shall end on the last day of the anniversary month of the initial Title V permit. The report is due on the first day of the second month after the end of the reporting period. The permittee must also submit the compliance certification to the Administrator as well as to the Department. All compliance certifications required by this permit must include the following: [40 C.F.R. § 70.6(c)(5) and Reg.26.703(E)(3)]
 - a. The identification of each term or condition of the permit that is the basis of the certification;
 - b. The compliance status;
 - c. Whether compliance was continuous or intermittent;
 - d. The method(s) used for determining the compliance status of the source, currently and over the reporting period established by the monitoring requirements of this permit; and
 - e. Such other facts as the Department may require elsewhere in this permit or by § 114(a)(3) and § 504(b) of the Act.
22. Nothing in this permit will alter or affect the following: [Reg.26.704(C)]
 - a. The provisions of Section 303 of the Act (emergency orders), including the authority of the Administrator under that section;
 - b. The liability of the permittee for any violation of applicable requirements prior to or at the time of permit issuance;
 - c. The applicable requirements of the acid rain program, consistent with § 408(a) of the Act; or
 - d. The ability of EPA to obtain information from a source pursuant to § 114 of the Act.
23. This permit authorizes only those pollutant emitting activities addressed in this permit. [Ark. Code Ann. § 8-4-203 as referenced by Ark. Code Ann. §§ 8-4-304 and 8-4-311]
24. The permittee may request in writing and at least 15 days in advance of the deadline, an extension to any testing, compliance or other dates in this permit. No such extensions are authorized until the permittee receives written Department approval. The Department may grant such a request, at its discretion in the following circumstances:
 - a. Such an extension does not violate a federal requirement;
 - b. The permittee demonstrates the need for the extension; and
 - c. The permittee documents that all reasonable measures have been taken to meet the current deadline and documents reasons it cannot be met.

[Reg.18.314(A), Reg.19.416(A), Reg.26.1013(A), Ark. Code Ann. § 8-4-203 as referenced by Ark. Code Ann. §§ 8-4-304 and 8-4-311, and 40 C.F.R. § 52 Subpart E]

25. The permittee may request in writing and at least 30 days in advance, temporary emissions and/or testing that would otherwise exceed an emission rate, throughput requirement, or other limit in this permit. No such activities are authorized until the permittee receives written Department approval. Any such emissions shall be included in the facility's total emissions and reported as such. The Department may grant such a request, at its discretion under the following conditions:

- a. Such a request does not violate a federal requirement;
- b. Such a request is temporary in nature;
- c. Such a request will not result in a condition of air pollution;
- d. The request contains such information necessary for the Department to evaluate the request, including but not limited to, quantification of such emissions and the date/time such emission will occur;
- e. Such a request will result in increased emissions less than five tons of any individual criteria pollutant, one ton of any single HAP and 2.5 tons of total HAPs; and
- f. The permittee maintains records of the dates and results of such temporary emissions/testing.

[Reg.18.314(B), Reg.19.416(B), Reg.26.1013(B), Ark. Code Ann. § 8-4-203 as referenced by Ark. Code Ann. §§ 8-4-304 and 8-4-311, and 40 C.F.R. § 52 Subpart E]

26. The permittee may request in writing and at least 30 days in advance, an alternative to the specified monitoring in this permit. No such alternatives are authorized until the permittee receives written Department approval. The Department may grant such a request, at its discretion under the following conditions:

- a. The request does not violate a federal requirement;
- b. The request provides an equivalent or greater degree of actual monitoring to the current requirements; and
- c. Any such request, if approved, is incorporated in the next permit modification application by the permittee.

[Reg.18.314(C), Reg.19.416(C), Reg.26.1013(C), Ark. Code Ann. § 8-4-203 as referenced by Ark. Code Ann. §§ 8-4-304 and 8-4-311, and 40 C.F.R. § 52 Subpart E]

27. Any credible evidence based on sampling, monitoring, and reporting may be used to determine violations of applicable emission limitations. [Reg.18.1001, Reg.19.701, Ark. Code Ann. § 8-4-203 as referenced by Ark. Code Ann. §§ 8-4-304 and 8-4-311, and 40 C.F.R. § 52 Subpart E]

Appendix A

NSPS Subpart Db - *Standards of Performance for Industrial-Commercial-Institutional Steam
Generating Units*

Electronic Code of Federal Regulations

e-CFR data is current as of May 29, 2018

[Title 40](#) → [Chapter I](#) → [Subchapter C](#) → [Part 60](#) → [Subpart Db](#)

[Browse Previous](#) | [Browse Next](#)

Title 40: Protection of Environment

[PART 60—STANDARDS OF PERFORMANCE FOR NEW STATIONARY SOURCES](#)

Subpart Db—Standards of Performance for Industrial-Commercial-Institutional Steam Generating Units

Contents

- [§60.40b](#) Applicability and delegation of authority.
 - [§60.41b](#) Definitions.
 - [§60.42b](#) Standard for sulfur dioxide (SO₂).
 - [§60.43b](#) Standard for particulate matter (PM).
 - [§60.44b](#) Standard for nitrogen oxides (NO_x).
 - [§60.45b](#) Compliance and performance test methods and procedures for sulfur dioxide.
 - [§60.46b](#) Compliance and performance test methods and procedures for particulate matter and nitrogen oxides.
 - [§60.47b](#) Emission monitoring for sulfur dioxide.
 - [§60.48b](#) Emission monitoring for particulate matter and nitrogen oxides.
 - [§60.49b](#) Reporting and recordkeeping requirements.
-

SOURCE: 72 FR 32742, June 13, 2007, unless otherwise noted.

[↑ Back to Top](#)

§60.40b Applicability and delegation of authority.

(a) The affected facility to which this subpart applies is each steam generating unit that commences construction, modification, or reconstruction after June 19, 1984, and that has a heat input capacity from fuels combusted in the steam generating unit of greater than 29 megawatts (MW) (100 million British thermal units per hour (MMBtu/hr)).

(b) Any affected facility meeting the applicability requirements under paragraph (a) of this section and commencing construction, modification, or reconstruction after June 19, 1984, but on or before June 19, 1986, is subject to the following standards:

(1) Coal-fired affected facilities having a heat input capacity between 29 and 73 MW (100 and 250 MMBtu/hr), inclusive, are subject to the particulate matter (PM) and nitrogen oxides (NO_x) standards under this subpart.

(2) Coal-fired affected facilities having a heat input capacity greater than 73 MW (250 MMBtu/hr) and meeting the applicability requirements under subpart D (Standards of performance for fossil-fuel-fired steam generators; §60.40) are subject to the PM and NO_x standards under this subpart and to the sulfur dioxide (SO₂)

standards under subpart D (§60.43).

(3) Oil-fired affected facilities having a heat input capacity between 29 and 73 MW (100 and 250 MMBtu/hr), inclusive, are subject to the NO_x standards under this subpart.

(4) Oil-fired affected facilities having a heat input capacity greater than 73 MW (250 MMBtu/hr) and meeting the applicability requirements under subpart D (Standards of performance for fossil-fuel-fired steam generators; §60.40) are also subject to the NO_x standards under this subpart and the PM and SO₂ standards under subpart D (§60.42 and §60.43).

(c) Affected facilities that also meet the applicability requirements under subpart J or subpart Ja of this part are subject to the PM and NO_x standards under this subpart and the SO₂ standards under subpart J or subpart Ja of this part, as applicable.

(d) Affected facilities that also meet the applicability requirements under subpart E (Standards of performance for incinerators; §60.50) are subject to the NO_x and PM standards under this subpart.

(e) Steam generating units meeting the applicability requirements under subpart Da (Standards of performance for electric utility steam generating units; §60.40Da) are not subject to this subpart.

(f) Any change to an existing steam generating unit for the sole purpose of combusting gases containing total reduced sulfur (TRS) as defined under §60.281 is not considered a modification under §60.14 and the steam generating unit is not subject to this subpart.

(g) In delegating implementation and enforcement authority to a State under section 111(c) of the Clean Air Act, the following authorities shall be retained by the Administrator and not transferred to a State.

(1) Section 60.44b(f).

(2) Section 60.44b(g).

(3) Section 60.49b(a)(4).

(h) Any affected facility that meets the applicability requirements and is subject to subpart Ea, subpart Eb, subpart AAAA, or subpart CCCC of this part is not subject to this subpart.

(i) Affected facilities (*i.e.*, heat recovery steam generators) that are associated with stationary combustion turbines and that meet the applicability requirements of subpart KKKK of this part are not subject to this subpart. This subpart will continue to apply to all other affected facilities (*i.e.* heat recovery steam generators with duct burners) that are capable of combusting more than 29 MW (100 MMBtu/h) heat input of fossil fuel. If the affected facility (*i.e.* heat recovery steam generator) is subject to this subpart, only emissions resulting from combustion of fuels in the steam generating unit are subject to this subpart. (The stationary combustion turbine emissions are subject to subpart GG or KKKK, as applicable, of this part.)

(j) Any affected facility meeting the applicability requirements under paragraph (a) of this section and commencing construction, modification, or reconstruction after June 19, 1986 is not subject to subpart D (Standards of Performance for Fossil-Fuel-Fired Steam Generators, §60.40).

(k) Any affected facility that meets the applicability requirements and is subject to an EPA approved State or Federal section 111(d)/129 plan implementing subpart Cb or subpart BBBB of this part is not covered by this subpart.

(l) Affected facilities that also meet the applicability requirements under subpart BB of this part (Standards of Performance for Kraft Pulp Mills) are subject to the SO₂ and NO_x standards under this subpart and the PM standards under subpart BB.

(m) Temporary boilers are not subject to this subpart.

[72 FR 32742, June 13, 2007, as amended at 74 FR 5084, Jan. 28, 2009; 77 FR 9459, Feb. 16, 2012]

 [Back to Top](#)

§60.41b Definitions.

As used in this subpart, all terms not defined herein shall have the meaning given them in the Clean Air Act and in subpart A of this part.

Annual capacity factor means the ratio between the actual heat input to a steam generating unit from the fuels listed in §60.42b(a), §60.43b(a), or §60.44b(a), as applicable, during a calendar year and the potential heat input to the steam generating unit had it been operated for 8,760 hours during a calendar year at the maximum steady state design heat input capacity. In the case of steam generating units that are rented or leased, the actual heat input shall be determined based on the combined heat input from all operations of the affected facility in a calendar year.

Byproduct/waste means any liquid or gaseous substance produced at chemical manufacturing plants, petroleum refineries, or pulp and paper mills (except natural gas, distillate oil, or residual oil) and combusted in a steam generating unit for heat recovery or for disposal. Gaseous substances with carbon dioxide (CO₂) levels greater than 50 percent or carbon monoxide levels greater than 10 percent are not byproduct/waste for the purpose of this subpart.

Chemical manufacturing plants mean industrial plants that are classified by the Department of Commerce under Standard Industrial Classification (SIC) Code 28.

Coal means all solid fuels classified as anthracite, bituminous, subbituminous, or lignite by the American Society of Testing and Materials in ASTM D388 (incorporated by reference, see §60.17), coal refuse, and petroleum coke. Coal-derived synthetic fuels, including but not limited to solvent refined coal, gasified coal not meeting the definition of natural gas, coal-oil mixtures, coke oven gas, and coal-water mixtures, are also included in this definition for the purposes of this subpart.

Coal refuse means any byproduct of coal mining or coal cleaning operations with an ash content greater than 50 percent, by weight, and a heating value less than 13,900 kJ/kg (6,000 Btu/lb) on a dry basis.

Cogeneration, also known as combined heat and power, means a facility that simultaneously produces both electric (or mechanical) and useful thermal energy from the same primary energy source.

Coke oven gas means the volatile constituents generated in the gaseous exhaust during the carbonization of bituminous coal to form coke.

Combined cycle system means a system in which a separate source, such as a gas turbine, internal combustion engine, kiln, etc., provides exhaust gas to a steam generating unit.

Conventional technology means wet flue gas desulfurization (FGD) technology, dry FGD technology, atmospheric fluidized bed combustion technology, and oil hydrosulfurization technology.

Distillate oil means fuel oils that contain 0.05 weight percent nitrogen or less and comply with the specifications for fuel oil numbers 1 and 2, as defined by the American Society of Testing and Materials in ASTM D396 (incorporated by reference, see §60.17), diesel fuel oil numbers 1 and 2, as defined by the American Society for Testing and Materials in ASTM D975 (incorporated by reference, see §60.17), kerosine, as defined by the American Society of Testing and Materials in ASTM D3699 (incorporated by reference, see §60.17), biodiesel as defined by the American Society of Testing and Materials in ASTM D6751 (incorporated by reference, see §60.17), or biodiesel blends as defined by the American Society of Testing and Materials in ASTM D7467 (incorporated by reference, see §60.17).

Dry flue gas desulfurization technology means a SO₂ control system that is located downstream of the steam generating unit and removes sulfur oxides from the combustion gases of the steam generating unit by contacting the combustion gases with an alkaline reagent and water, whether introduced separately or as a premixed slurry or solution and forming a dry powder material. This definition includes devices where the dry powder material is subsequently converted to another form. Alkaline slurries or solutions used in dry flue gas desulfurization technology include but are not limited to lime and sodium.

Duct burner means a device that combusts fuel and that is placed in the exhaust duct from another source, such as a stationary gas turbine, internal combustion engine, kiln, etc., to allow the firing of additional fuel to heat the exhaust gases before the exhaust gases enter a steam generating unit.

Emerging technology means any SO₂ control system that is not defined as a conventional technology under this section, and for which the owner or operator of the facility has applied to the Administrator and received approval to operate as an emerging technology under §60.49b(a)(4).

Federally enforceable means all limitations and conditions that are enforceable by the Administrator, including the requirements of 40 CFR parts 60 and 61, requirements within any applicable State Implementation Plan, and any permit requirements established under 40 CFR 52.21 or under 40 CFR 51.18 and 51.24.

Fluidized bed combustion technology means combustion of fuel in a bed or series of beds (including but not limited to bubbling bed units and circulating bed units) of limestone aggregate (or other sorbent materials) in which these materials are forced upward by the flow of combustion air and the gaseous products of combustion.

Fuel pretreatment means a process that removes a portion of the sulfur in a fuel before combustion of the fuel in a steam generating unit.

Full capacity means operation of the steam generating unit at 90 percent or more of the maximum steady-state design heat input capacity.

Gaseous fuel means any fuel that is a gas at ISO conditions. This includes, but is not limited to, natural gas and gasified coal (including coke oven gas).

Gross output means the gross useful work performed by the steam generated. For units generating only electricity, the gross useful work performed is the gross electrical output from the turbine/generator set. For cogeneration units, the gross useful work performed is the gross electrical or mechanical output plus 75 percent of the useful thermal output measured relative to ISO conditions that is not used to generate additional electrical or mechanical output or to enhance the performance of the unit (*i.e.*, steam delivered to an industrial process).

Heat input means heat derived from combustion of fuel in a steam generating unit and does not include the heat derived from preheated combustion air, recirculated flue gases, or exhaust gases from other sources, such as gas turbines, internal combustion engines, kilns, etc.

Heat release rate means the steam generating unit design heat input capacity (in MW or Btu/hr) divided by

the furnace volume (in cubic meters or cubic feet); the furnace volume is that volume bounded by the front furnace wall where the burner is located, the furnace side waterwall, and extending to the level just below or in front of the first row of convection pass tubes.

Heat transfer medium means any material that is used to transfer heat from one point to another point.

High heat release rate means a heat release rate greater than 730,000 J/sec-m³ (70,000 Btu/hr-ft³).

ISO Conditions means a temperature of 288 Kelvin, a relative humidity of 60 percent, and a pressure of 101.3 kilopascals.

Lignite means a type of coal classified as lignite A or lignite B by the American Society of Testing and Materials in ASTM D388 (incorporated by reference, see §60.17).

Low heat release rate means a heat release rate of 730,000 J/sec-m³ (70,000 Btu/hr-ft³) or less.

Mass-feed stoker steam generating unit means a steam generating unit where solid fuel is introduced directly into a retort or is fed directly onto a grate where it is combusted.

Maximum heat input capacity means the ability of a steam generating unit to combust a stated maximum amount of fuel on a steady state basis, as determined by the physical design and characteristics of the steam generating unit.

Municipal-type solid waste means refuse, more than 50 percent of which is waste consisting of a mixture of paper, wood, yard wastes, food wastes, plastics, leather, rubber, and other combustible materials, and noncombustible materials such as glass and rock.

Natural gas means:

(1) A naturally occurring mixture of hydrocarbon and nonhydrocarbon gases found in geologic formations beneath the earth's surface, of which the principal constituent is methane; or

(2) Liquefied petroleum gas, as defined by the American Society for Testing and Materials in ASTM D1835 (incorporated by reference, see §60.17); or

(3) A mixture of hydrocarbons that maintains a gaseous state at ISO conditions. Additionally, natural gas must either be composed of at least 70 percent methane by volume or have a gross calorific value between 34 and 43 megajoules (MJ) per dry standard cubic meter (910 and 1,150 Btu per dry standard cubic foot).

Noncontinental area means the State of Hawaii, the Virgin Islands, Guam, American Samoa, the Commonwealth of Puerto Rico, or the Northern Mariana Islands.

Oil means crude oil or petroleum or a liquid fuel derived from crude oil or petroleum, including distillate and residual oil.

Petroleum refinery means industrial plants as classified by the Department of Commerce under Standard Industrial Classification (SIC) Code 29.

Potential sulfur dioxide emission rate means the theoretical SO₂ emissions (nanograms per joule (ng/J) or lb/MMBtu heat input) that would result from combusting fuel in an uncleaned state and without using emission control systems. For gasified coal or oil that is desulfurized prior to combustion, the *Potential sulfur dioxide*

emission rate is the theoretical SO₂ emissions (ng/J or lb/MMBtu heat input) that would result from combusting fuel in a cleaned state without using any post combustion emission control systems.

Process heater means a device that is primarily used to heat a material to initiate or promote a chemical reaction in which the material participates as a reactant or catalyst.

Pulp and paper mills means industrial plants that are classified by the Department of Commerce under North American Industry Classification System (NAICS) Code 322 or Standard Industrial Classification (SIC) Code 26.

Pulverized coal-fired steam generating unit means a steam generating unit in which pulverized coal is introduced into an air stream that carries the coal to the combustion chamber of the steam generating unit where it is fired in suspension. This includes both conventional pulverized coal-fired and micropulverized coal-fired steam generating units. Residual oil means crude oil, fuel oil numbers 1 and 2 that have a nitrogen content greater than 0.05 weight percent, and all fuel oil numbers 4, 5 and 6, as defined by the American Society of Testing and Materials in ASTM D396 (incorporated by reference, see §60.17).

Spreader stoker steam generating unit means a steam generating unit in which solid fuel is introduced to the combustion zone by a mechanism that throws the fuel onto a grate from above. Combustion takes place both in suspension and on the grate.

Steam generating unit means a device that combusts any fuel or byproduct/waste and produces steam or heats water or heats any heat transfer medium. This term includes any municipal-type solid waste incinerator with a heat recovery steam generating unit or any steam generating unit that combusts fuel and is part of a cogeneration system or a combined cycle system. This term does not include process heaters as they are defined in this subpart.

Steam generating unit operating day means a 24-hour period between 12:00 midnight and the following midnight during which any fuel is combusted at any time in the steam generating unit. It is not necessary for fuel to be combusted continuously for the entire 24-hour period.

Temporary boiler means any gaseous or liquid fuel-fired steam generating unit that is designed to, and is capable of, being carried or moved from one location to another by means of, for example, wheels, skids, carrying handles, dollies, trailers, or platforms. A steam generating unit is not a temporary boiler if any one of the following conditions exists:

- (1) The equipment is attached to a foundation.
- (2) The steam generating unit or a replacement remains at a location for more than 180 consecutive days. Any temporary boiler that replaces a temporary boiler at a location and performs the same or similar function will be included in calculating the consecutive time period.
- (3) The equipment is located at a seasonal facility and operates during the full annual operating period of the seasonal facility, remains at the facility for at least 2 years, and operates at that facility for at least 3 months each year.
- (4) The equipment is moved from one location to another in an attempt to circumvent the residence time requirements of this definition.

Very low sulfur oil means for units constructed, reconstructed, or modified on or before February 28, 2005, oil that contains no more than 0.5 weight percent sulfur or that, when combusted without SO₂ emission control, has a SO₂ emission rate equal to or less than 215 ng/J (0.5 lb/MMBtu) heat input. For units constructed, reconstructed, or modified after February 28, 2005 and not located in a noncontinental area, *very low sulfur oil* means oil that contains no more than 0.30 weight percent sulfur or that, when combusted without SO₂ emission control, has a SO₂

emission rate equal to or less than 140 ng/J (0.32 lb/MMBtu) heat input. For units constructed, reconstructed, or modified after February 28, 2005 and located in a noncontinental area, *very low sulfur oil* means oil that contains no more than 0.5 weight percent sulfur or that, when combusted without SO₂ emission control, has a SO₂ emission rate equal to or less than 215 ng/J (0.50 lb/MMBtu) heat input.

Wet flue gas desulfurization technology means a SO₂ control system that is located downstream of the steam generating unit and removes sulfur oxides from the combustion gases of the steam generating unit by contacting the combustion gas with an alkaline slurry or solution and forming a liquid material. This definition applies to devices where the aqueous liquid material product of this contact is subsequently converted to other forms. Alkaline reagents used in wet flue gas desulfurization technology include, but are not limited to, lime, limestone, and sodium.

Wet scrubber system means any emission control device that mixes an aqueous stream or slurry with the exhaust gases from a steam generating unit to control emissions of PM or SO₂.

Wood means wood, wood residue, bark, or any derivative fuel or residue thereof, in any form, including, but not limited to, sawdust, sanderdust, wood chips, scraps, slabs, millings, shavings, and processed pellets made from wood or other forest residues.

[72 FR 32742, June 13, 2007, as amended at 74 FR 5084, Jan. 28, 2009; 77 FR 9459, Feb. 16, 2012]

[↑ Back to Top](#)

§60.42b Standard for sulfur dioxide (SO₂).

(a) Except as provided in paragraphs (b), (c), (d), or (j) of this section, on and after the date on which the performance test is completed or required to be completed under §60.8, whichever comes first, no owner or operator of an affected facility that commenced construction, reconstruction, or modification on or before February 28, 2005, that combusts coal or oil shall cause to be discharged into the atmosphere any gases that contain SO₂ in excess of 87 ng/J (0.20 lb/MMBtu) or 10 percent (0.10) of the potential SO₂ emission rate (90 percent reduction) and the emission limit determined according to the following formula:

$$E_s = \frac{(K_a H_a + K_o H_o)}{(H_a + H_o)}$$

[View or download PDF](#)

Where:

E_s = SO₂ emission limit, in ng/J or lb/MMBtu heat input;

K_a = 520 ng/J (or 1.2 lb/MMBtu);

K_o = 340 ng/J (or 0.80 lb/MMBtu);

H_a = Heat input from the combustion of coal, in J (MMBtu); and

H_o = Heat input from the combustion of oil, in J (MMBtu).

For facilities complying with the percent reduction standard, only the heat input supplied to the affected facility from the combustion of coal and oil is counted in this paragraph. No credit is provided for the heat input to the affected facility from the combustion of natural gas, wood, municipal-type solid waste, or other fuels or heat

derived from exhaust gases from other sources, such as gas turbines, internal combustion engines, kilns, etc.

(b) On and after the date on which the performance test is completed or required to be completed under §60.8, whichever date comes first, no owner or operator of an affected facility that commenced construction, reconstruction, or modification on or before February 28, 2005, that combusts coal refuse alone in a fluidized bed combustion steam generating unit shall cause to be discharged into the atmosphere any gases that contain SO₂ in excess of 87 ng/J (0.20 lb/MMBtu) or 20 percent (0.20) of the potential SO₂ emission rate (80 percent reduction) and 520 ng/J (1.2 lb/MMBtu) heat input. If coal or oil is fired with coal refuse, the affected facility is subject to paragraph (a) or (d) of this section, as applicable. For facilities complying with the percent reduction standard, only the heat input supplied to the affected facility from the combustion of coal and oil is counted in this paragraph. No credit is provided for the heat input to the affected facility from the combustion of natural gas, wood, municipal-type solid waste, or other fuels or heat derived from exhaust gases from other sources, such as gas turbines, internal combustion engines, kilns, etc.

(c) On and after the date on which the performance test is completed or is required to be completed under §60.8, whichever comes first, no owner or operator of an affected facility that combusts coal or oil, either alone or in combination with any other fuel, and that uses an emerging technology for the control of SO₂ emissions, shall cause to be discharged into the atmosphere any gases that contain SO₂ in excess of 50 percent of the potential SO₂ emission rate (50 percent reduction) and that contain SO₂ in excess of the emission limit determined according to the following formula:

$$E_e = \frac{(K_c H_c + K_o H_o)}{(H_c + H_o)}$$

[View or download PDF](#)

Where:

E_e = SO₂ emission limit, in ng/J or lb/MM Btu heat input;

K_c = 260 ng/J (or 0.60 lb/MMBtu);

K_o = 170 ng/J (or 0.40 lb/MMBtu);

H_c = Heat input from the combustion of coal, in J (MMBtu); and

H_o = Heat input from the combustion of oil, in J (MMBtu).

For facilities complying with the percent reduction standard, only the heat input supplied to the affected facility from the combustion of coal and oil is counted in this paragraph. No credit is provided for the heat input to the affected facility from the combustion of natural gas, wood, municipal-type solid waste, or other fuels, or from the heat input derived from exhaust gases from other sources, such as gas turbines, internal combustion engines, kilns, etc.

(d) On and after the date on which the performance test is completed or required to be completed under §60.8, whichever comes first, no owner or operator of an affected facility that commenced construction, reconstruction, or modification on or before February 28, 2005 and listed in paragraphs (d)(1), (2), (3), or (4) of this section shall cause to be discharged into the atmosphere any gases that contain SO₂ in excess of 520 ng/J (1.2 lb/MMBtu) heat input if the affected facility combusts coal, or 215 ng/J (0.5 lb/MMBtu) heat input if the affected facility combusts oil other than very low sulfur oil. Percent reduction requirements are not applicable to affected facilities under paragraphs (d)(1), (2), (3) or (4) of this section. For facilities complying with paragraphs (d)(1), (2), or (3) of this section, only the heat input supplied to the affected facility from the combustion of coal and oil is counted in this paragraph. No credit is provided for the heat input to the affected facility from the combustion of natural gas, wood,

municipal-type solid waste, or other fuels or heat derived from exhaust gases from other sources, such as gas turbines, internal combustion engines, kilns, etc.

(1) Affected facilities that have an annual capacity factor for coal and oil of 30 percent (0.30) or less and are subject to a federally enforceable permit limiting the operation of the affected facility to an annual capacity factor for coal and oil of 30 percent (0.30) or less;

(2) Affected facilities located in a noncontinental area; or

(3) Affected facilities combusting coal or oil, alone or in combination with any fuel, in a duct burner as part of a combined cycle system where 30 percent (0.30) or less of the heat entering the steam generating unit is from combustion of coal and oil in the duct burner and 70 percent (0.70) or more of the heat entering the steam generating unit is from the exhaust gases entering the duct burner; or

(4) The affected facility burns coke oven gas alone or in combination with natural gas or very low sulfur distillate oil.

(e) Except as provided in paragraph (f) of this section, compliance with the emission limits, fuel oil sulfur limits, and/or percent reduction requirements under this section are determined on a 30-day rolling average basis.

(f) Except as provided in paragraph (j)(2) of this section, compliance with the emission limits or fuel oil sulfur limits under this section is determined on a 24-hour average basis for affected facilities that (1) have a federally enforceable permit limiting the annual capacity factor for oil to 10 percent or less, (2) combust only very low sulfur oil, and (3) do not combust any other fuel.

(g) Except as provided in paragraph (i) of this section and §60.45b(a), the SO₂ emission limits and percent reduction requirements under this section apply at all times, including periods of startup, shutdown, and malfunction.

(h) Reductions in the potential SO₂ emission rate through fuel pretreatment are not credited toward the percent reduction requirement under paragraph (c) of this section unless:

(1) Fuel pretreatment results in a 50 percent or greater reduction in potential SO₂ emissions and

(2) Emissions from the pretreated fuel (without combustion or post-combustion SO₂ control) are equal to or less than the emission limits specified in paragraph (c) of this section.

(i) An affected facility subject to paragraph (a), (b), or (c) of this section may combust very low sulfur oil or natural gas when the SO₂ control system is not being operated because of malfunction or maintenance of the SO₂ control system.

(j) Percent reduction requirements are not applicable to affected facilities combusting only very low sulfur oil. The owner or operator of an affected facility combusting very low sulfur oil shall demonstrate that the oil meets the definition of very low sulfur oil by: (1) Following the performance testing procedures as described in §60.45b(c) or §60.45b(d), and following the monitoring procedures as described in §60.47b(a) or §60.47b(b) to determine SO₂ emission rate or fuel oil sulfur content; or (2) maintaining fuel records as described in §60.49b(r).

(k)(1) Except as provided in paragraphs (k)(2), (k)(3), and (k)(4) of this section, on and after the date on which the initial performance test is completed or is required to be completed under §60.8, whichever date comes first, no owner or operator of an affected facility that commences construction, reconstruction, or modification after February 28, 2005, and that combusts coal, oil, natural gas, a mixture of these fuels, or a mixture of these fuels with any other fuels shall cause to be discharged into the atmosphere any gases that contain SO₂ in excess of 87 ng/J

(0.20 lb/MMBtu) heat input or 8 percent (0.08) of the potential SO₂ emission rate (92 percent reduction) and 520 ng/J (1.2 lb/MMBtu) heat input. For facilities complying with the percent reduction standard and paragraph (k)(3) of this section, only the heat input supplied to the affected facility from the combustion of coal and oil is counted in paragraph (k) of this section. No credit is provided for the heat input to the affected facility from the combustion of natural gas, wood, municipal-type solid waste, or other fuels or heat derived from exhaust gases from other sources, such as gas turbines, internal combustion engines, kilns, etc.

(2) Units firing only very low sulfur oil, gaseous fuel, a mixture of these fuels, or a mixture of these fuels with any other fuels with a potential SO₂ emission rate of 140 ng/J (0.32 lb/MMBtu) heat input or less are exempt from the SO₂ emissions limit in paragraph (k)(1) of this section.

(3) Units that are located in a noncontinental area and that combust coal, oil, or natural gas shall not discharge any gases that contain SO₂ in excess of 520 ng/J (1.2 lb/MMBtu) heat input if the affected facility combusts coal, or 215 ng/J (0.50 lb/MMBtu) heat input if the affected facility combusts oil or natural gas.

(4) As an alternative to meeting the requirements under paragraph (k)(1) of this section, modified facilities that combust coal or a mixture of coal with other fuels shall not cause to be discharged into the atmosphere any gases that contain SO₂ in excess of 87 ng/J (0.20 lb/MMBtu) heat input or 10 percent (0.10) of the potential SO₂ emission rate (90 percent reduction) and 520 ng/J (1.2 lb/MMBtu) heat input.

[72 FR 32742, June 13, 2007, as amended at 74 FR 5084, Jan. 28, 2009; 76 FR 3523, Jan. 20, 2011]

 [Back to Top](#)

§60.43b Standard for particulate matter (PM).

(a) On and after the date on which the initial performance test is completed or is required to be completed under §60.8, whichever comes first, no owner or operator of an affected facility that commenced construction, reconstruction, or modification on or before February 28, 2005 that combusts coal or combusts mixtures of coal with other fuels, shall cause to be discharged into the atmosphere from that affected facility any gases that contain PM in excess of the following emission limits:

(1) 22 ng/J (0.051 lb/MMBtu) heat input, (i) If the affected facility combusts only coal, or

(ii) If the affected facility combusts coal and other fuels and has an annual capacity factor for the other fuels of 10 percent (0.10) or less.

(2) 43 ng/J (0.10 lb/MMBtu) heat input if the affected facility combusts coal and other fuels and has an annual capacity factor for the other fuels greater than 10 percent (0.10) and is subject to a federally enforceable requirement limiting operation of the affected facility to an annual capacity factor greater than 10 percent (0.10) for fuels other than coal.

(3) 86 ng/J (0.20 lb/MMBtu) heat input if the affected facility combusts coal or coal and other fuels and

(i) Has an annual capacity factor for coal or coal and other fuels of 30 percent (0.30) or less,

(ii) Has a maximum heat input capacity of 73 MW (250 MMBtu/hr) or less,

(iii) Has a federally enforceable requirement limiting operation of the affected facility to an annual capacity factor of 30 percent (0.30) or less for coal or coal and other solid fuels, and

(iv) Construction of the affected facility commenced after June 19, 1984, and before November 25, 1986.

(4) An affected facility burning coke oven gas alone or in combination with other fuels not subject to a PM standard under §60.43b and not using a post-combustion technology (except a wet scrubber) for reducing PM or SO₂ emissions is not subject to the PM limits under §60.43b(a).

(b) On and after the date on which the performance test is completed or required to be completed under §60.8, whichever comes first, no owner or operator of an affected facility that commenced construction, reconstruction, or modification on or before February 28, 2005, and that combusts oil (or mixtures of oil with other fuels) and uses a conventional or emerging technology to reduce SO₂ emissions shall cause to be discharged into the atmosphere from that affected facility any gases that contain PM in excess of 43 ng/J (0.10 lb/MMBtu) heat input.

(c) On and after the date on which the initial performance test is completed or is required to be completed under §60.8, whichever comes first, no owner or operator of an affected facility that commenced construction, reconstruction, or modification on or before February 28, 2005, and that combusts wood, or wood with other fuels, except coal, shall cause to be discharged from that affected facility any gases that contain PM in excess of the following emission limits:

(1) 43 ng/J (0.10 lb/MMBtu) heat input if the affected facility has an annual capacity factor greater than 30 percent (0.30) for wood.

(2) 86 ng/J (0.20 lb/MMBtu) heat input if (i) The affected facility has an annual capacity factor of 30 percent (0.30) or less for wood;

(ii) Is subject to a federally enforceable requirement limiting operation of the affected facility to an annual capacity factor of 30 percent (0.30) or less for wood; and

(iii) Has a maximum heat input capacity of 73 MW (250 MMBtu/hr) or less.

(d) On and after the date on which the initial performance test is completed or is required to be completed under §60.8, whichever date comes first, no owner or operator of an affected facility that combusts municipal-type solid waste or mixtures of municipal-type solid waste with other fuels, shall cause to be discharged into the atmosphere from that affected facility any gases that contain PM in excess of the following emission limits:

(1) 43 ng/J (0.10 lb/MMBtu) heat input;

(i) If the affected facility combusts only municipal-type solid waste; or

(ii) If the affected facility combusts municipal-type solid waste and other fuels and has an annual capacity factor for the other fuels of 10 percent (0.10) or less.

(2) 86 ng/J (0.20 lb/MMBtu) heat input if the affected facility combusts municipal-type solid waste or municipal-type solid waste and other fuels; and

(i) Has an annual capacity factor for municipal-type solid waste and other fuels of 30 percent (0.30) or less;

(ii) Has a maximum heat input capacity of 73 MW (250 MMBtu/hr) or less;

(iii) Has a federally enforceable requirement limiting operation of the affected facility to an annual capacity factor of 30 percent (0.30) or less for municipal-type solid waste, or municipal-type solid waste and other fuels; and

(iv) Construction of the affected facility commenced after June 19, 1984, but on or before November 25, 1986.

(e) For the purposes of this section, the annual capacity factor is determined by dividing the actual heat input to the steam generating unit during the calendar year from the combustion of coal, wood, or municipal-type solid waste, and other fuels, as applicable, by the potential heat input to the steam generating unit if the steam generating unit had been operated for 8,760 hours at the maximum heat input capacity.

(f) On and after the date on which the initial performance test is completed or is required to be completed under §60.8, whichever date comes first, no owner or operator of an affected facility that combusts coal, oil, wood, or mixtures of these fuels with any other fuels shall cause to be discharged into the atmosphere any gases that exhibit greater than 20 percent opacity (6-minute average), except for one 6-minute period per hour of not more than 27 percent opacity. An owner or operator of an affected facility that elects to install, calibrate, maintain, and operate a continuous emissions monitoring system (CEMS) for measuring PM emissions according to the requirements of this subpart and is subject to a federally enforceable PM limit of 0.030 lb/MMBtu or less is exempt from the opacity standard specified in this paragraph.

(g) The PM and opacity standards apply at all times, except during periods of startup, shutdown, or malfunction.

(h)(1) Except as provided in paragraphs (h)(2), (h)(3), (h)(4), (h)(5), and (h)(6) of this section, on and after the date on which the initial performance test is completed or is required to be completed under §60.8, whichever date comes first, no owner or operator of an affected facility that commenced construction, reconstruction, or modification after February 28, 2005, and that combusts coal, oil, wood, a mixture of these fuels, or a mixture of these fuels with any other fuels shall cause to be discharged into the atmosphere from that affected facility any gases that contain PM in excess of 13 ng/J (0.030 lb/MMBtu) heat input,

(2) As an alternative to meeting the requirements of paragraph (h)(1) of this section, the owner or operator of an affected facility for which modification commenced after February 28, 2005, may elect to meet the requirements of this paragraph. On and after the date on which the initial performance test is completed or required to be completed under §60.8, no owner or operator of an affected facility that commences modification after February 28, 2005 shall cause to be discharged into the atmosphere from that affected facility any gases that contain PM in excess of both:

(i) 22 ng/J (0.051 lb/MMBtu) heat input derived from the combustion of coal, oil, wood, a mixture of these fuels, or a mixture of these fuels with any other fuels; and

(ii) 0.2 percent of the combustion concentration (99.8 percent reduction) when combusting coal, oil, wood, a mixture of these fuels, or a mixture of these fuels with any other fuels.

(3) On and after the date on which the initial performance test is completed or is required to be completed under §60.8, whichever date comes first, no owner or operator of an affected facility that commences modification after February 28, 2005, and that combusts over 30 percent wood (by heat input) on an annual basis and has a maximum heat input capacity of 73 MW (250 MMBtu/h) or less shall cause to be discharged into the atmosphere from that affected facility any gases that contain PM in excess of 43 ng/J (0.10 lb/MMBtu) heat input.

(4) On and after the date on which the initial performance test is completed or is required to be completed under §60.8, whichever date comes first, no owner or operator of an affected facility that commences modification after February 28, 2005, and that combusts over 30 percent wood (by heat input) on an annual basis and has a maximum heat input capacity greater than 73 MW (250 MMBtu/h) shall cause to be discharged into the atmosphere from that affected facility any gases that contain PM in excess of 37 ng/J (0.085 lb/MMBtu) heat input.

(5) On and after the date on which the initial performance test is completed or is required to be completed

under §60.8, whichever date comes first, an owner or operator of an affected facility not located in a noncontinental area that commences construction, reconstruction, or modification after February 28, 2005, and that combusts only oil that contains no more than 0.30 weight percent sulfur, coke oven gas, a mixture of these fuels, or either fuel (or a mixture of these fuels) in combination with other fuels not subject to a PM standard in §60.43b and not using a post-combustion technology (except a wet scrubber) to reduce SO₂ or PM emissions is not subject to the PM limits in (h)(1) of this section.

(6) On and after the date on which the initial performance test is completed or is required to be completed under §60.8, whichever date comes first, an owner or operator of an affected facility located in a noncontinental area that commences construction, reconstruction, or modification after February 28, 2005, and that combusts only oil that contains no more than 0.5 weight percent sulfur, coke oven gas, a mixture of these fuels, or either fuel (or a mixture of these fuels) in combination with other fuels not subject to a PM standard in §60.43b and not using a post-combustion technology (except a wet scrubber) to reduce SO₂ or PM emissions is not subject to the PM limits in (h)(1) of this section.

[72 FR 32742, June 13, 2007, as amended at 74 FR 5084, Jan. 28, 2009; 77 FR 9459, Feb. 16, 2012]

[↑ Back to Top](#)

§60.44b Standard for nitrogen oxides (NO_x).

(a) Except as provided under paragraphs (k) and (l) of this section, on and after the date on which the initial performance test is completed or is required to be completed under §60.8, whichever date comes first, no owner or operator of an affected facility that is subject to the provisions of this section and that combusts only coal, oil, or natural gas shall cause to be discharged into the atmosphere from that affected facility any gases that contain NO_x (expressed as NO₂) in excess of the following emission limits:

Fuel/steam generating unit type	Nitrogen oxide emission limits (expressed as NO ₂) heat input	
	ng/J	lb/MMBTu
(1) Natural gas and distillate oil, except (4):		
(i) Low heat release rate	43	0.10
(ii) High heat release rate	86	0.20
(2) Residual oil:		
(i) Low heat release rate	130	0.30
(ii) High heat release rate	170	0.40
(3) Coal:		
(i) Mass-feed stoker	210	0.50
(ii) Spreader stoker and fluidized bed combustion	260	0.60
(iii) Pulverized coal	300	0.70
(iv) Lignite, except (v)	260	0.60
(v) Lignite mined in North Dakota, South Dakota, or Montana and combusted in a slag tap furnace	340	0.80

(vi) Coal-derived synthetic fuels	210	0.50
(4) Duct burner used in a combined cycle system:		
(i) Natural gas and distillate oil	86	0.20
(ii) Residual oil	170	0.40

(b) Except as provided under paragraphs (k) and (l) of this section, on and after the date on which the initial performance test is completed or is required to be completed under §60.8, whichever date comes first, no owner or operator of an affected facility that simultaneously combusts mixtures of only coal, oil, or natural gas shall cause to be discharged into the atmosphere from that affected facility any gases that contain NO_x in excess of a limit determined by the use of the following formula:

$$E_n = \frac{(EL_{ng}H_{ng}) + (EL_{ro}H_{ro}) + (EL_cH_c)}{(H_{ng} + H_{ro} + H_c)}$$

[View or download PDF](#)

Where:

E_n = NO_x emission limit (expressed as NO₂), ng/J (lb/MMBtu);

EL_{ng} = Appropriate emission limit from paragraph (a)(1) for combustion of natural gas or distillate oil, ng/J (lb/MMBtu);

H_{ng} = Heat input from combustion of natural gas or distillate oil, J (MMBtu);

EL_{ro} = Appropriate emission limit from paragraph (a)(2) for combustion of residual oil, ng/J (lb/MMBtu);

H_{ro} = Heat input from combustion of residual oil, J (MMBtu);

EL_c = Appropriate emission limit from paragraph (a)(3) for combustion of coal, ng/J (lb/MMBtu); and

H_c = Heat input from combustion of coal, J (MMBtu).

(c) Except as provided under paragraph (d) and (l) of this section, on and after the date on which the initial performance test is completed or is required to be completed under §60.8, whichever date comes first, no owner or operator of an affected facility that simultaneously combusts coal or oil, natural gas (or any combination of the three), and wood, or any other fuel shall cause to be discharged into the atmosphere any gases that contain NO_x in excess of the emission limit for the coal, oil, natural gas (or any combination of the three), combusted in the affected facility, as determined pursuant to paragraph (a) or (b) of this section. This standard does not apply to an affected facility that is subject to and in compliance with a federally enforceable requirement that limits operation of the affected facility to an annual capacity factor of 10 percent (0.10) or less for coal, oil, natural gas (or any combination of the three).

(d) On and after the date on which the initial performance test is completed or is required to be completed under §60.8, whichever date comes first, no owner or operator of an affected facility that simultaneously combusts natural gas and/or distillate oil with a potential SO₂ emissions rate of 26 ng/J (0.060 lb/MMBtu) or less with wood, municipal-type solid waste, or other solid fuel, except coal, shall cause to be discharged into the atmosphere from that affected facility any gases that contain NO_x in excess of 130 ng/J (0.30 lb/MMBtu) heat input unless the affected facility has an annual capacity factor for natural gas, distillate oil, or a mixture of these fuels of 10 percent (0.10) or less and is subject to a federally enforceable requirement that limits operation of the affected facility to an annual capacity factor of 10 percent (0.10) or less for natural gas, distillate oil, or a mixture of these fuels.

(e) Except as provided under paragraph (l) of this section, on and after the date on which the initial performance test is completed or is required to be completed under §60.8, whichever date comes first, no owner or operator of an affected facility that simultaneously combusts only coal, oil, or natural gas with byproduct/waste shall cause to be discharged into the atmosphere any gases that contain NO_x in excess of the emission limit determined by the following formula unless the affected facility has an annual capacity factor for coal, oil, and natural gas of 10 percent (0.10) or less and is subject to a federally enforceable requirement that limits operation of the affected facility to an annual capacity factor of 10 percent (0.10) or less:

(f) Any owner or operator of an affected facility that combusts byproduct/waste with either natural gas or oil may petition the Administrator within 180 days of the initial startup of the affected facility to establish a NO_x emission limit that shall apply specifically to that affected facility when the byproduct/waste is combusted. The petition shall include sufficient and appropriate data, as determined by the Administrator, such as NO_x emissions from the affected facility, waste composition (including nitrogen content), and combustion conditions to allow the Administrator to confirm that the affected facility is unable to comply with the emission limits in paragraph (e) of this section and to determine the appropriate emission limit for the affected facility.

(1) Any owner or operator of an affected facility petitioning for a facility-specific NO_x emission limit under this section shall:

(i) Demonstrate compliance with the emission limits for natural gas and distillate oil in paragraph (a)(1) of this section or for residual oil in paragraph (a)(2) or (l)(1) of this section, as appropriate, by conducting a 30-day performance test as provided in §60.46b(e). During the performance test only natural gas, distillate oil, or residual oil shall be combusted in the affected facility; and

(ii) Demonstrate that the affected facility is unable to comply with the emission limits for natural gas and distillate oil in paragraph (a)(1) of this section or for residual oil in paragraph (a)(2) or (l)(1) of this section, as appropriate, when gaseous or liquid byproduct/waste is combusted in the affected facility under the same conditions and using the same technological system of emission reduction applied when demonstrating compliance under paragraph (f)(1)(i) of this section.

(2) The NO_x emission limits for natural gas or distillate oil in paragraph (a)(1) of this section or for residual oil in paragraph (a)(2) or (l)(1) of this section, as appropriate, shall be applicable to the affected facility until and unless the petition is approved by the Administrator. If the petition is approved by the Administrator, a facility-specific NO_x emission limit will be established at the NO_x emission level achievable when the affected facility is combusting oil or natural gas and byproduct/waste in a manner that the Administrator determines to be consistent with minimizing NO_x emissions. In lieu of amending this subpart, a letter will be sent to the facility describing the facility-specific NO_x limit. The facility shall use the compliance procedures detailed in the letter and make the letter available to the public. If the Administrator determines it is appropriate, the conditions and requirements of the letter can be reviewed and changed at any point.

(g) Any owner or operator of an affected facility that combusts hazardous waste (as defined by 40 CFR part 261 or 40 CFR part 761) with natural gas or oil may petition the Administrator within 180 days of the initial startup of the affected facility for a waiver from compliance with the NO_x emission limit that applies specifically to that affected facility. The petition must include sufficient and appropriate data, as determined by the Administrator, on NO_x emissions from the affected facility, waste destruction efficiencies, waste composition (including nitrogen content), the quantity of specific wastes to be combusted and combustion conditions to allow the Administrator to determine if the affected facility is able to comply with the NO_x emission limits required by this section. The owner or operator of the affected facility shall demonstrate that when hazardous waste is combusted in the affected facility, thermal destruction efficiency requirements for hazardous waste specified in an applicable federally enforceable requirement preclude compliance with the NO_x emission limits of this section. The NO_x emission limits for natural gas or distillate oil in paragraph (a)(1) of this section or for residual oil in paragraph (a)(2) or (l)(1) of this section, as appropriate, are applicable to the affected facility until and unless the petition is approved by the Administrator. (See 40 CFR 761.70 for regulations applicable to the incineration of materials containing

polychlorinated biphenyls (PCB's).) In lieu of amending this subpart, a letter will be sent to the facility describing the facility-specific NO_x limit. The facility shall use the compliance procedures detailed in the letter and make the letter available to the public. If the Administrator determines it is appropriate, the conditions and requirements of the letter can be reviewed and changed at any point.

(h) For purposes of paragraph (i) of this section, the NO_x standards under this section apply at all times including periods of startup, shutdown, or malfunction.

(i) Except as provided under paragraph (j) of this section, compliance with the emission limits under this section is determined on a 30-day rolling average basis.

(j) Compliance with the emission limits under this section is determined on a 24-hour average basis for the initial performance test and on a 3-hour average basis for subsequent performance tests for any affected facilities that:

(1) Combust, alone or in combination, only natural gas, distillate oil, or residual oil with a nitrogen content of 0.30 weight percent or less;

(2) Have a combined annual capacity factor of 10 percent or less for natural gas, distillate oil, and residual oil with a nitrogen content of 0.30 weight percent or less; and

(3) Are subject to a federally enforceable requirement limiting operation of the affected facility to the firing of natural gas, distillate oil, and/or residual oil with a nitrogen content of 0.30 weight percent or less and limiting operation of the affected facility to a combined annual capacity factor of 10 percent or less for natural gas, distillate oil, and residual oil with a nitrogen content of 0.30 weight percent or less.

(k) Affected facilities that meet the criteria described in paragraphs (j)(1), (2), and (3) of this section, and that have a heat input capacity of 73 MW (250 MMBtu/hr) or less, are not subject to the NO_x emission limits under this section.

(l) On and after the date on which the initial performance test is completed or is required to be completed under 60.8, whichever date is first, no owner or operator of an affected facility that commenced construction after July 9, 1997 shall cause to be discharged into the atmosphere from that affected facility any gases that contain NO_x (expressed as NO₂) in excess of the following limits:

(1) 86 ng/J (0.20 lb/MMBtu) heat input if the affected facility combusts coal, oil, or natural gas (or any combination of the three), alone or with any other fuels. The affected facility is not subject to this limit if it is subject to and in compliance with a federally enforceable requirement that limits operation of the facility to an annual capacity factor of 10 percent (0.10) or less for coal, oil, and natural gas (or any combination of the three); or

(2) If the affected facility has a low heat release rate and combusts natural gas or distillate oil in excess of 30 percent of the heat input on a 30-day rolling average from the combustion of all fuels, a limit determined by use of the following formula:

$$E_x = \frac{(0.10 \times H_g) + (0.20 \times H_o)}{(H_g + H_o)}$$

[View or download PDF](#)

Where:

E_n = NO_x emission limit, (lb/MMBtu);

H_{go} = 30-day heat input from combustion of natural gas or distillate oil; and

H_o = 30-day heat input from combustion of any other fuel.

(3) After February 27, 2006, units where more than 10 percent of total annual output is electrical or mechanical may comply with an optional limit of 270 ng/J (2.1 lb/MWh) gross energy output, based on a 30-day rolling average. Units complying with this output-based limit must demonstrate compliance according to the procedures of §60.48Da(i) of subpart Da of this part, and must monitor emissions according to §60.49Da(c), (k), through (n) of subpart Da of this part.

[72 FR 32742, June 13, 2007, as amended at 74 FR 5086, Jan. 28, 2009; 77 FR 9459, Feb. 16, 2012]

 [Back to Top](#)

§60.45b Compliance and performance test methods and procedures for sulfur dioxide.

(a) The SO₂ emission standards in §60.42b apply at all times. Facilities burning coke oven gas alone or in combination with any other gaseous fuels or distillate oil are allowed to exceed the limit 30 operating days per calendar year for SO₂ control system maintenance.

(b) In conducting the performance tests required under §60.8, the owner or operator shall use the methods and procedures in appendix A (including fuel certification and sampling) of this part or the methods and procedures as specified in this section, except as provided in §60.8(b). Section 60.8(f) does not apply to this section. The 30-day notice required in §60.8(d) applies only to the initial performance test unless otherwise specified by the Administrator.

(c) The owner or operator of an affected facility shall conduct performance tests to determine compliance with the percent of potential SO₂ emission rate (% P_s) and the SO₂ emission rate (E_s) pursuant to §60.42b following the procedures listed below, except as provided under paragraph (d) and (k) of this section.

(1) The initial performance test shall be conducted over 30 consecutive operating days of the steam generating unit. Compliance with the SO₂ standards shall be determined using a 30-day average. The first operating day included in the initial performance test shall be scheduled within 30 days after achieving the maximum production rate at which the affected facility will be operated, but not later than 180 days after initial startup of the facility.

(2) If only coal, only oil, or a mixture of coal and oil is combusted, the following procedures are used:

(i) The procedures in Method 19 of appendix A-7 of this part are used to determine the hourly SO₂ emission rate (E_{ho}) and the 30-day average emission rate (E_{ao}). The hourly averages used to compute the 30-day averages are obtained from the CEMS of §60.47b(a) or (b).

(ii) The percent of potential SO₂ emission rate (%P_s) emitted to the atmosphere is computed using the following formula:

$$\%P_s = 100 \left(1 - \frac{\%R_z}{100} \right) \left(1 - \frac{\%R_f}{100} \right)$$

[View or download PDF](#)

Where:

%P_s = Potential SO₂ emission rate, percent;

%R_g = SO₂ removal efficiency of the control device as determined by Method 19 of appendix A of this part, in percent; and

%R_f = SO₂ removal efficiency of fuel pretreatment as determined by Method 19 of appendix A of this part, in percent.

(3) If coal or oil is combusted with other fuels, the same procedures required in paragraph (c)(2) of this section are used, except as provided in the following:

(i) An adjusted hourly SO₂ emission rate (E_{ho}^o) is used in Equation 19-19 of Method 19 of appendix A of this part to compute an adjusted 30-day average emission rate (E_{ao}^o). The E_{ho}^o is computed using the following formula:

$$E_{ho}^o = \frac{E_{ho} - E_w(1 - X_1)}{X_1}$$

[View or download PDF](#)

Where:

E_{ho}^o = Adjusted hourly SO₂ emission rate, ng/J (lb/MMBtu);

E_{ho} = Hourly SO₂ emission rate, ng/J (lb/MMBtu);

E_w = SO₂ concentration in fuels other than coal and oil combusted in the affected facility, as determined by the fuel sampling and analysis procedures in Method 19 of appendix A of this part, ng/J (lb/MMBtu). The value E_w for each fuel lot is used for each hourly average during the time that the lot is being combusted; and

X_k = Fraction of total heat input from fuel combustion derived from coal, oil, or coal and oil, as determined by applicable procedures in Method 19 of appendix A of this part.

(ii) To compute the percent of potential SO₂ emission rate (%P_s), an adjusted %R_g (%R_g^o) is computed from the adjusted E_{ao}^o from paragraph (b)(3)(i) of this section and an adjusted average SO₂ inlet rate (E_{ai}^o) using the following formula:

$$\%R_g^o = 100 \left(1.0 - \frac{E_{ao}^o}{E_{ai}^o} \right)$$

[View or download PDF](#)

To compute E_{ai}^o, an adjusted hourly SO₂ inlet rate (E_{hi}^o) is used. The E_{hi}^o is computed using the following formula:

$$E_{hi}^o = \frac{E_{hi} - E_w(1 - X_1)}{X_1}$$

[View or download PDF](#)

Where:

E_{hi}^o = Adjusted hourly SO₂ inlet rate, ng/J (lb/MMBtu); and

E_w = Hourly SO₂ inlet rate, ng/J (lb/MMBtu).

(4) The owner or operator of an affected facility subject to paragraph (c)(3) of this section does not have to measure parameters E_w or X_k if the owner or operator elects to assume that $X_k = 1.0$. Owners or operators of affected facilities who assume $X_k = 1.0$ shall:

(i) Determine %P_s following the procedures in paragraph (c)(2) of this section; and

(ii) Sulfur dioxide emissions (E_s) are considered to be in compliance with SO₂ emission limits under §60.42b.

(5) The owner or operator of an affected facility that qualifies under the provisions of §60.42b(d) does not have to measure parameters E_w or X_k in paragraph (c)(3) of this section if the owner or operator of the affected facility elects to measure SO₂ emission rates of the coal or oil following the fuel sampling and analysis procedures in Method 19 of appendix A-7 of this part.

(d) Except as provided in paragraph (j) of this section, the owner or operator of an affected facility that combusts only very low sulfur oil, natural gas, or a mixture of these fuels, has an annual capacity factor for oil of 10 percent (0.10) or less, and is subject to a federally enforceable requirement limiting operation of the affected facility to an annual capacity factor for oil of 10 percent (0.10) or less shall:

(1) Conduct the initial performance test over 24 consecutive steam generating unit operating hours at full load;

(2) Determine compliance with the standards after the initial performance test based on the arithmetic average of the hourly emissions data during each steam generating unit operating day if a CEMS is used, or based on a daily average if Method 6B of appendix A of this part or fuel sampling and analysis procedures under Method 19 of appendix A of this part are used.

(e) The owner or operator of an affected facility subject to §60.42b(d)(1) shall demonstrate the maximum design capacity of the steam generating unit by operating the facility at maximum capacity for 24 hours. This demonstration will be made during the initial performance test and a subsequent demonstration may be requested at any other time. If the 24-hour average firing rate for the affected facility is less than the maximum design capacity provided by the manufacturer of the affected facility, the 24-hour average firing rate shall be used to determine the capacity utilization rate for the affected facility, otherwise the maximum design capacity provided by the manufacturer is used.

(f) For the initial performance test required under §60.8, compliance with the SO₂ emission limits and percent reduction requirements under §60.42b is based on the average emission rates and the average percent reduction for SO₂ for the first 30 consecutive steam generating unit operating days, except as provided under paragraph (d) of this section. The initial performance test is the only test for which at least 30 days prior notice is required unless otherwise specified by the Administrator. The initial performance test is to be scheduled so that the first steam generating unit operating day of the 30 successive steam generating unit operating days is completed within 30 days after achieving the maximum production rate at which the affected facility will be operated, but not later than 180 days after initial startup of the facility. The boiler load during the 30-day period does not have to be the maximum design load, but must be representative of future operating conditions and include at least one 24-hour period at full load.

(g) After the initial performance test required under §60.8, compliance with the SO₂ emission limits and percent reduction requirements under §60.42b is based on the average emission rates and the average percent reduction for SO₂ for 30 successive steam generating unit operating days, except as provided under paragraph (d). A separate performance test is completed at the end of each steam generating unit operating day after the initial performance test, and a new 30-day average emission rate and percent reduction for SO₂ are calculated to show

compliance with the standard.

(h) Except as provided under paragraph (i) of this section, the owner or operator of an affected facility shall use all valid SO₂ emissions data in calculating %P_s and E_{no} under paragraph (c), of this section whether or not the minimum emissions data requirements under §60.46b are achieved. All valid emissions data, including valid SO₂ emission data collected during periods of startup, shutdown and malfunction, shall be used in calculating %P_s and E_{no} pursuant to paragraph (c) of this section.

(i) During periods of malfunction or maintenance of the SO₂ control systems when oil is combusted as provided under §60.42b(i), emission data are not used to calculate %P_s or E_s under §60.42b(a), (b) or (c), however, the emissions data are used to determine compliance with the emission limit under §60.42b(i).

(j) The owner or operator of an affected facility that only combusts very low sulfur oil, natural gas, or a mixture of these fuels with any other fuels not subject to an SO₂ standard is not subject to the compliance and performance testing requirements of this section if the owner or operator obtains fuel receipts as described in §60.49b(r).

(k) The owner or operator of an affected facility seeking to demonstrate compliance in §§60.42b(d)(4), 60.42b(j), 60.42b(k)(2), and 60.42b(k)(3) (when not burning coal) shall follow the applicable procedures in §60.49b(r).

[72 FR 32742, June 13, 2007, as amended at 74 FR 5086, Jan. 28, 2009]

 [Back to Top](#)

§60.46b Compliance and performance test methods and procedures for particulate matter and nitrogen oxides.

(a) The PM emission standards and opacity limits under §60.43b apply at all times except during periods of startup, shutdown, or malfunction. The NO_x emission standards under §60.44b apply at all times.

(b) Compliance with the PM emission standards under §60.43b shall be determined through performance testing as described in paragraph (d) of this section, except as provided in paragraph (i) of this section.

(c) Compliance with the NO_x emission standards under §60.44b shall be determined through performance testing under paragraph (e) or (f), or under paragraphs (g) and (h) of this section, as applicable.

(d) To determine compliance with the PM emission limits and opacity limits under §60.43b, the owner or operator of an affected facility shall conduct an initial performance test as required under §60.8, and shall conduct subsequent performance tests as requested by the Administrator, using the following procedures and reference methods:

(1) Method 3A or 3B of appendix A-2 of this part is used for gas analysis when applying Method 5 of appendix A-3 of this part or Method 17 of appendix A-6 of this part.

(2) Method 5, 5B, or 17 of appendix A of this part shall be used to measure the concentration of PM as follows:

(i) Method 5 of appendix A of this part shall be used at affected facilities without wet flue gas desulfurization (FGD) systems; and

(ii) Method 17 of appendix A-6 of this part may be used at facilities with or without wet scrubber systems provided the stack gas temperature does not exceed a temperature of 160 °C (320 °F). The procedures of sections 8.1 and 11.1 of Method 5B of appendix A-3 of this part may be used in Method 17 of appendix A-6 of this part only if it is used after a wet FGD system. Do not use Method 17 of appendix A-6 of this part after wet FGD systems if the effluent is saturated or laden with water droplets.

(iii) Method 5B of appendix A of this part is to be used only after wet FGD systems.

(3) Method 1 of appendix A of this part is used to select the sampling site and the number of traverse sampling points. The sampling time for each run is at least 120 minutes and the minimum sampling volume is 1.7 dscm (60 dscf) except that smaller sampling times or volumes may be approved by the Administrator when necessitated by process variables or other factors.

(4) For Method 5 of appendix A of this part, the temperature of the sample gas in the probe and filter holder is monitored and is maintained at 160 ± 14 °C (320 ± 25 °F).

(5) For determination of PM emissions, the oxygen (O₂) or CO₂ sample is obtained simultaneously with each run of Method 5, 5B, or 17 of appendix A of this part by traversing the duct at the same sampling location.

(6) For each run using Method 5, 5B, or 17 of appendix A of this part, the emission rate expressed in ng/J heat input is determined using:

(i) The O₂ or CO₂ measurements and PM measurements obtained under this section;

(ii) The dry basis F factor; and

(iii) The dry basis emission rate calculation procedure contained in Method 19 of appendix A of this part.

(7) Method 9 of appendix A of this part is used for determining the opacity of stack emissions.

(e) To determine compliance with the emission limits for NO_x required under §60.44b, the owner or operator of an affected facility shall conduct the performance test as required under §60.8 using the continuous system for monitoring NO_x under §60.48(b).

(1) For the initial compliance test, NO_x from the steam generating unit are monitored for 30 successive steam generating unit operating days and the 30-day average emission rate is used to determine compliance with the NO_x emission standards under §60.44b. The 30-day average emission rate is calculated as the average of all hourly emissions data recorded by the monitoring system during the 30-day test period.

(2) Following the date on which the initial performance test is completed or is required to be completed in §60.8, whichever date comes first, the owner or operator of an affected facility which combusts coal (except as specified under §60.46b(e)(4)) or which combusts residual oil having a nitrogen content greater than 0.30 weight percent shall determine compliance with the NO_x emission standards in §60.44b on a continuous basis through the use of a 30-day rolling average emission rate. A new 30-day rolling average emission rate is calculated for each steam generating unit operating day as the average of all of the hourly NO_x emission data for the preceding 30 steam generating unit operating days.

(3) Following the date on which the initial performance test is completed or is required to be completed under §60.8, whichever date comes first, the owner or operator of an affected facility that has a heat input capacity greater than 73 MW (250 MMBtu/hr) and that combusts natural gas, distillate oil, or residual oil having a nitrogen content of 0.30 weight percent or less shall determine compliance with the NO_x standards under §60.44b on a continuous basis through the use of a 30-day rolling average emission rate. A new 30-day rolling average emission rate is

calculated each steam generating unit operating day as the average of all of the hourly NO_x emission data for the preceding 30 steam generating unit operating days.

(4) Following the date on which the initial performance test is completed or required to be completed under §60.8, whichever date comes first, the owner or operator of an affected facility that has a heat input capacity of 73 MW (250 MMBtu/hr) or less and that combusts natural gas, distillate oil, gasified coal, or residual oil having a nitrogen content of 0.30 weight percent or less shall upon request determine compliance with the NO_x standards in §60.44b through the use of a 30-day performance test. During periods when performance tests are not requested, NO_x emissions data collected pursuant to §60.48b(g)(1) or §60.48b(g)(2) are used to calculate a 30-day rolling average emission rate on a daily basis and used to prepare excess emission reports, but will not be used to determine compliance with the NO_x emission standards. A new 30-day rolling average emission rate is calculated each steam generating unit operating day as the average of all of the hourly NO_x emission data for the preceding 30 steam generating unit operating days.

(5) If the owner or operator of an affected facility that combusts residual oil does not sample and analyze the residual oil for nitrogen content, as specified in §60.49b(e), the requirements of §60.48b(g)(1) apply and the provisions of §60.48b(g)(2) are inapplicable.

(f) To determine compliance with the emissions limits for NO_x required by §60.44b(a)(4) or §60.44b(l) for duct burners used in combined cycle systems, either of the procedures described in paragraph (f)(1) or (2) of this section may be used:

(1) The owner or operator of an affected facility shall conduct the performance test required under §60.8 as follows:

(i) The emissions rate (E) of NO_x shall be computed using Equation 1 in this section:

$$E = E_{t\bar{g}} + \left(\frac{H_{t\bar{g}}}{H_b} \right) (E_{t\bar{g}} - E_{t\bar{g}}) \quad (\text{Eq. 1})$$

[View or download PDF](#)

Where:

E = Emissions rate of NO_x from the duct burner, ng/J (lb/MMBtu) heat input;

E_{sg} = Combined effluent emissions rate, in ng/J (lb/MMBtu) heat input using appropriate F factor as described in Method 19 of appendix A of this part;

H_g = Heat input rate to the combustion turbine, in J/hr (MMBtu/hr);

H_b = Heat input rate to the duct burner, in J/hr (MMBtu/hr); and

E_g = Emissions rate from the combustion turbine, in ng/J (lb/MMBtu) heat input calculated using appropriate F factor as described in Method 19 of appendix A of this part.

(ii) Method 7E of appendix A of this part or Method 320 of appendix A of part 63 shall be used to determine the NO_x concentrations. Method 3A or 3B of appendix A of this part shall be used to determine O₂ concentration.

(iii) The owner or operator shall identify and demonstrate to the Administrator's satisfaction suitable methods to determine the average hourly heat input rate to the combustion turbine and the average hourly heat input rate to the affected duct burner.

(iv) Compliance with the emissions limits under §60.44b(a)(4) or §60.44b(l) is determined by the three-run average (nominal 1-hour runs) for the initial and subsequent performance tests; or

(2) The owner or operator of an affected facility may elect to determine compliance on a 30-day rolling average basis by using the CEMS specified under §60.48b for measuring NO_x and O₂ and meet the requirements of §60.48b. The sampling site shall be located at the outlet from the steam generating unit. The NO_x emissions rate at the outlet from the steam generating unit shall constitute the NO_x emissions rate from the duct burner of the combined cycle system.

(g) The owner or operator of an affected facility described in §60.44b(j) or §60.44b(k) shall demonstrate the maximum heat input capacity of the steam generating unit by operating the facility at maximum capacity for 24 hours. The owner or operator of an affected facility shall determine the maximum heat input capacity using the heat loss method or the heat input method described in sections 5 and 7.3 of the ASME *Power Test Codes* 4.1 (incorporated by reference, see §60.17). This demonstration of maximum heat input capacity shall be made during the initial performance test for affected facilities that meet the criteria of §60.44b(j). It shall be made within 60 days after achieving the maximum production rate at which the affected facility will be operated, but not later than 180 days after initial start-up of each facility, for affected facilities meeting the criteria of §60.44b(k). Subsequent demonstrations may be required by the Administrator at any other time. If this demonstration indicates that the maximum heat input capacity of the affected facility is less than that stated by the manufacturer of the affected facility, the maximum heat input capacity determined during this demonstration shall be used to determine the capacity utilization rate for the affected facility. Otherwise, the maximum heat input capacity provided by the manufacturer is used.

(h) The owner or operator of an affected facility described in §60.44b(j) that has a heat input capacity greater than 73 MW (250 MMBtu/hr) shall:

(1) Conduct an initial performance test as required under §60.8 over a minimum of 24 consecutive steam generating unit operating hours at maximum heat input capacity to demonstrate compliance with the NO_x emission standards under §60.44b using Method 7, 7A, or 7E of appendix A of this part, Method 320 of appendix A of part 63 of this chapter, or other approved reference methods; and

(2) Conduct subsequent performance tests once per calendar year or every 400 hours of operation (whichever comes first) to demonstrate compliance with the NO_x emission standards under §60.44b over a minimum of 3 consecutive steam generating unit operating hours at maximum heat input capacity using Method 7, 7A, or 7E of appendix A of this part, Method 320 of appendix A of part 63, or other approved reference methods.

(i) The owner or operator of an affected facility seeking to demonstrate compliance with the PM limit in paragraphs §60.43b(a)(4) or §60.43b(h)(5) shall follow the applicable procedures in §60.49b(r).

(j) In place of PM testing with Method 5 or 5B of appendix A-3 of this part, or Method 17 of appendix A-6 of this part, an owner or operator may elect to install, calibrate, maintain, and operate a CEMS for monitoring PM emissions discharged to the atmosphere and record the output of the system. The owner or operator of an affected facility who elects to continuously monitor PM emissions instead of conducting performance testing using Method 5 or 5B of appendix A-3 of this part or Method 17 of appendix A-6 of this part shall comply with the requirements specified in paragraphs (j)(1) through (j)(14) of this section.

(1) Notify the Administrator one month before starting use of the system.

(2) Notify the Administrator one month before stopping use of the system.

(3) The monitor shall be installed, evaluated, and operated in accordance with §60.13 of subpart A of this part.

(4) The initial performance evaluation shall be completed no later than 180 days after the date of initial startup of the affected facility, as specified under §60.8 of subpart A of this part or within 180 days of notification to the Administrator of use of the CEMS if the owner or operator was previously determining compliance by Method 5, 5B, or 17 of appendix A of this part performance tests, whichever is later.

(5) The owner or operator of an affected facility shall conduct an initial performance test for PM emissions as required under §60.8 of subpart A of this part. Compliance with the PM emission limit shall be determined by using the CEMS specified in paragraph (j) of this section to measure PM and calculating a 24-hour block arithmetic average emission concentration using EPA Reference Method 19 of appendix A of this part, section 4.1.

(6) Compliance with the PM emission limit shall be determined based on the 24-hour daily (block) average of the hourly arithmetic average emission concentrations using CEMS outlet data.

(7) At a minimum, valid CEMS hourly averages shall be obtained as specified in paragraphs (j)(7)(i) of this section for 75 percent of the total operating hours per 30-day rolling average.

(i) At least two data points per hour shall be used to calculate each 1-hour arithmetic average.

(ii) [Reserved]

(8) The 1-hour arithmetic averages required under paragraph (j)(7) of this section shall be expressed in ng/J or lb/MMBtu heat input and shall be used to calculate the boiler operating day daily arithmetic average emission concentrations. The 1-hour arithmetic averages shall be calculated using the data points required under §60.13(e)(2) of subpart A of this part.

(9) All valid CEMS data shall be used in calculating average emission concentrations even if the minimum CEMS data requirements of paragraph (j)(7) of this section are not met.

(10) The CEMS shall be operated according to Performance Specification 11 in appendix B of this part.

(11) During the correlation testing runs of the CEMS required by Performance Specification 11 in appendix B of this part, PM and O₂ (or CO₂) data shall be collected concurrently (or within a 30-to 60-minute period) by both the continuous emission monitors and performance tests conducted using the following test methods.

(i) For PM, Method 5 or 5B of appendix A-3 of this part or Method 17 of appendix A-6 of this part shall be used; and

(ii) For O₂ (or CO₂), Method 3A or 3B of appendix A-2 of this part, as applicable shall be used.

(12) Quarterly accuracy determinations and daily calibration drift tests shall be performed in accordance with procedure 2 in appendix F of this part. Relative Response Audit's must be performed annually and Response Correlation Audits must be performed every 3 years.

(13) When PM emissions data are not obtained because of CEMS breakdowns, repairs, calibration checks, and zero and span adjustments, emissions data shall be obtained by using other monitoring systems as approved by the Administrator or EPA Reference Method 19 of appendix A of this part to provide, as necessary, valid emissions data for a minimum of 75 percent of total operating hours per 30-day rolling average.

(14) As of January 1, 2012, and within 90 days after the date of completing each performance test, as defined in §60.8, conducted to demonstrate compliance with this subpart, you must submit relative accuracy test audit (*i.e.*, reference method) data and performance test (*i.e.*, compliance test) data, except opacity data, electronically to EPA's Central Data Exchange (CDX) by using the Electronic Reporting Tool (ERT) (see

http://www.epa.gov/ttn/chief/ert/ert_tool.html/) or other compatible electronic spreadsheet. Only data collected using test methods compatible with ERT are subject to this requirement to be submitted electronically into EPA's WebFIRE database.

[72 FR 32742, June 13, 2007, as amended at 74 FR 5086, Jan. 28, 2009; 76 FR 3523, Jan. 20, 2011; 77 FR 9460, Feb. 16, 2012; 79 FR 11249, Feb. 27, 2014]

 [Back to Top](#)

§60.47b Emission monitoring for sulfur dioxide.

(a) Except as provided in paragraphs (b) and (f) of this section, the owner or operator of an affected facility subject to the SO₂ standards in §60.42b shall install, calibrate, maintain, and operate CEMS for measuring SO₂ concentrations and either O₂ or CO₂ concentrations and shall record the output of the systems. For units complying with the percent reduction standard, the SO₂ and either O₂ or CO₂ concentrations shall both be monitored at the inlet and outlet of the SO₂ control device. If the owner or operator has installed and certified SO₂ and O₂ or CO₂ CEMS according to the requirements of §75.20(c)(1) of this chapter and appendix A to part 75 of this chapter, and is continuing to meet the ongoing quality assurance requirements of §75.21 of this chapter and appendix B to part 75 of this chapter, those CEMS may be used to meet the requirements of this section, provided that:

(1) When relative accuracy testing is conducted, SO₂ concentration data and CO₂ (or O₂) data are collected simultaneously; and

(2) In addition to meeting the applicable SO₂ and CO₂ (or O₂) relative accuracy specifications in Figure 2 of appendix B to part 75 of this chapter, the relative accuracy (RA) standard in section 13.2 of Performance Specification 2 in appendix B to this part is met when the RA is calculated on a lb/MMBtu basis; and

(3) The reporting requirements of §60.49b are met. SO₂ and CO₂ (or O₂) data used to meet the requirements of §60.49b shall not include substitute data values derived from the missing data procedures in subpart D of part 75 of this chapter, nor shall the SO₂ data have been bias adjusted according to the procedures of part 75 of this chapter.

(b) As an alternative to operating CEMS as required under paragraph (a) of this section, an owner or operator may elect to determine the average SO₂ emissions and percent reduction by:

(1) Collecting coal or oil samples in an as-fired condition at the inlet to the steam generating unit and analyzing them for sulfur and heat content according to Method 19 of appendix A of this part. Method 19 of appendix A of this part provides procedures for converting these measurements into the format to be used in calculating the average SO₂ input rate, or

(2) Measuring SO₂ according to Method 6B of appendix A of this part at the inlet or outlet to the SO₂ control system. An initial stratification test is required to verify the adequacy of the sampling location for Method 6B of appendix A of this part. The stratification test shall consist of three paired runs of a suitable SO₂ and CO₂ measurement train operated at the candidate location and a second similar train operated according to the procedures in Section 3.2 and the applicable procedures in Section 7 of Performance Specification 2. Method 6B of appendix A of this part, Method 6A of appendix A of this part, or a combination of Methods 6 and 3 or 3B of appendix A of this part or Methods 6C or Method 320 of appendix A of part 63 of this chapter and 3A of appendix A of this part are suitable measurement techniques. If Method 6B of appendix A of this part is used for the second train, sampling time and timer operation may be adjusted for the stratification test as long as an adequate sample volume is collected; however, both sampling trains are to be operated similarly. For the location to be adequate for Method 6B of appendix A of this part, 24-hour tests, the mean of the absolute difference between the three paired runs must be less than 10 percent.

(3) A daily SO₂ emission rate, E_d , shall be determined using the procedure described in Method 6A of appendix A of this part, section 7.6.2 (Equation 6A-8) and stated in ng/J (lb/MMBtu) heat input.

(4) The mean 30-day emission rate is calculated using the daily measured values in ng/J (lb/MMBtu) for 30 successive steam generating unit operating days using equation 19-20 of Method 19 of appendix A of this part.

(c) The owner or operator of an affected facility shall obtain emission data for at least 75 percent of the operating hours in at least 22 out of 30 successive boiler operating days. If this minimum data requirement is not met with a single monitoring system, the owner or operator of the affected facility shall supplement the emission data with data collected with other monitoring systems as approved by the Administrator or the reference methods and procedures as described in paragraph (b) of this section.

(d) The 1-hour average SO₂ emission rates measured by the CEMS required by paragraph (a) of this section and required under §60.13(h) is expressed in ng/J or lb/MMBtu heat input and is used to calculate the average emission rates under §60.42(b). Each 1-hour average SO₂ emission rate must be based on 30 or more minutes of steam generating unit operation. The hourly averages shall be calculated according to §60.13(h)(2). Hourly SO₂ emission rates are not calculated if the affected facility is operated less than 30 minutes in a given clock hour and are not counted toward determination of a steam generating unit operating day.

(e) The procedures under §60.13 shall be followed for installation, evaluation, and operation of the CEMS.

(1) Except as provided for in paragraph (e)(4) of this section, all CEMS shall be operated in accordance with the applicable procedures under Performance Specifications 1, 2, and 3 of appendix B of this part.

(2) Except as provided for in paragraph (e)(4) of this section, quarterly accuracy determinations and daily calibration drift tests shall be performed in accordance with Procedure 1 of appendix F of this part.

(3) For affected facilities combusting coal or oil, alone or in combination with other fuels, the span value of the SO₂ CEMS at the inlet to the SO₂ control device is 125 percent of the maximum estimated hourly potential SO₂ emissions of the fuel combusted, and the span value of the CEMS at the outlet to the SO₂ control device is 50 percent of the maximum estimated hourly potential SO₂ emissions of the fuel combusted. Alternatively, SO₂ span values determined according to section 2.1.1 in appendix A to part 75 of this chapter may be used.

(4) As an alternative to meeting the requirements of paragraphs (e)(1) and (e)(2) of this section, the owner or operator may elect to implement the following alternative data accuracy assessment procedures:

(i) For all required CO₂ and O₂ monitors and for SO₂ and NO_x monitors with span values greater than or equal to 100 ppm, the daily calibration error test and calibration adjustment procedures described in sections 2.1.1 and 2.1.3 of appendix B to part 75 of this chapter may be followed instead of the CD assessment procedures in Procedure 1, section 4.1 of appendix F to this part.

(ii) For all required CO₂ and O₂ monitors and for SO₂ and NO_x monitors with span values greater than 30 ppm, quarterly linearity checks may be performed in accordance with section 2.2.1 of appendix B to part 75 of this chapter, instead of performing the cylinder gas audits (CGAs) described in Procedure 1, section 5.1.2 of appendix F to this part. If this option is selected: The frequency of the linearity checks shall be as specified in section 2.2.1 of appendix B to part 75 of this chapter; the applicable linearity specifications in section 3.2 of appendix A to part 75 of this chapter shall be met; the data validation and out-of-control criteria in section 2.2.3 of appendix B to part 75 of this chapter shall be followed instead of the excessive audit inaccuracy and out-of-control criteria in Procedure 1, section 5.2 of appendix F to this part; and the grace period provisions in section 2.2.4 of appendix B to part 75 of this chapter shall apply. For the purposes of data validation under this subpart, the cylinder gas audits described in Procedure 1, section 5.1.2 of appendix F to this part shall be performed for SO₂ and NO_x span values less than or equal to 30 ppm; and

(iii) For SO₂, CO₂, and O₂ monitoring systems and for NO_x emission rate monitoring systems, RATAs may be performed in accordance with section 2.3 of appendix B to part 75 of this chapter instead of following the procedures described in Procedure 1, section 5.1.1 of appendix F to this part. If this option is selected: The frequency of each RATA shall be as specified in section 2.3.1 of appendix B to part 75 of this chapter; the applicable relative accuracy specifications shown in Figure 2 in appendix B to part 75 of this chapter shall be met; the data validation and out-of-control criteria in section 2.3.2 of appendix B to part 75 of this chapter shall be followed instead of the excessive audit inaccuracy and out-of-control criteria in Procedure 1, section 5.2 of appendix F to this part; and the grace period provisions in section 2.3.3 of appendix B to part 75 of this chapter shall apply. For the purposes of data validation under this subpart, the relative accuracy specification in section 13.2 of Performance Specification 2 in appendix B to this part shall be met on a lb/MMBtu basis for SO₂ (regardless of the SO₂ emission level during the RATA), and for NO_x when the average NO_x emission rate measured by the reference method during the RATA is less than 0.100 lb/MMBtu.

(f) The owner or operator of an affected facility that combusts very low sulfur oil or is demonstrating compliance under §60.45b(k) is not subject to the emission monitoring requirements under paragraph (a) of this section if the owner or operator maintains fuel records as described in §60.49b(r).

[72 FR 32742, June 13, 2007, as amended at 74 FR 5087, Jan. 28, 2009; 79 FR 11249, Feb. 27, 2014]

 [Back to Top](#)

§60.48b Emission monitoring for particulate matter and nitrogen oxides.

(a) Except as provided in paragraph (j) of this section, the owner or operator of an affected facility subject to the opacity standard under §60.43b shall install, calibrate, maintain, and operate a continuous opacity monitoring systems (COMS) for measuring the opacity of emissions discharged to the atmosphere and record the output of the system. The owner or operator of an affected facility subject to an opacity standard under §60.43b and meeting the conditions under paragraphs (j)(1), (2), (3), (4), (5), or (6) of this section who elects not to use a COMS shall conduct a performance test using Method 9 of appendix A-4 of this part and the procedures in §60.11 to demonstrate compliance with the applicable limit in §60.43b by April 29, 2011, within 45 days of stopping use of an existing COMS, or within 180 days after initial startup of the facility, whichever is later, and shall comply with either paragraphs (a)(1), (a)(2), or (a)(3) of this section. The observation period for Method 9 of appendix A-4 of this part performance tests may be reduced from 3 hours to 60 minutes if all 6-minute averages are less than 10 percent and all individual 15-second observations are less than or equal to 20 percent during the initial 60 minutes of observation.

(1) Except as provided in paragraph (a)(2) and (a)(3) of this section, the owner or operator shall conduct subsequent Method 9 of appendix A-4 of this part performance tests using the procedures in paragraph (a) of this section according to the applicable schedule in paragraphs (a)(1)(i) through (a)(1)(iv) of this section, as determined by the most recent Method 9 of appendix A-4 of this part performance test results.

(i) If no visible emissions are observed, a subsequent Method 9 of appendix A-4 of this part performance test must be completed within 12 calendar months from the date that the most recent performance test was conducted or within 45 days of the next day that fuel with an opacity standard is combusted, whichever is later;

(ii) If visible emissions are observed but the maximum 6-minute average opacity is less than or equal to 5 percent, a subsequent Method 9 of appendix A-4 of this part performance test must be completed within 6 calendar months from the date that the most recent performance test was conducted or within 45 days of the next day that fuel with an opacity standard is combusted, whichever is later;

(iii) If the maximum 6-minute average opacity is greater than 5 percent but less than or equal to 10 percent, a subsequent Method 9 of appendix A-4 of this part performance test must be completed within 3 calendar months from the date that the most recent performance test was conducted or within 45 days of the next day that fuel with

an opacity standard is combusted, whichever is later; or

(iv) If the maximum 6-minute average opacity is greater than 10 percent, a subsequent Method 9 of appendix A-4 of this part performance test must be completed within 45 calendar days from the date that the most recent performance test was conducted.

(2) If the maximum 6-minute opacity is less than 10 percent during the most recent Method 9 of appendix A-4 of this part performance test, the owner or operator may, as an alternative to performing subsequent Method 9 of appendix A-4 of this part performance tests, elect to perform subsequent monitoring using Method 22 of appendix A-7 of this part according to the procedures specified in paragraphs (a)(2)(i) and (ii) of this section.

(i) The owner or operator shall conduct 10 minute observations (during normal operation) each operating day the affected facility fires fuel for which an opacity standard is applicable using Method 22 of appendix A-7 of this part and demonstrate that the sum of the occurrences of any visible emissions is not in excess of 5 percent of the observation period (*i.e.*, 30 seconds per 10 minute period). If the sum of the occurrence of any visible emissions is greater than 30 seconds during the initial 10 minute observation, immediately conduct a 30 minute observation. If the sum of the occurrence of visible emissions is greater than 5 percent of the observation period (*i.e.*, 90 seconds per 30 minute period), the owner or operator shall either document and adjust the operation of the facility and demonstrate within 24 hours that the sum of the occurrence of visible emissions is equal to or less than 5 percent during a 30 minute observation (*i.e.*, 90 seconds) or conduct a new Method 9 of appendix A-4 of this part performance test using the procedures in paragraph (a) of this section within 45 calendar days according to the requirements in §60.46d(d)(7).

(ii) If no visible emissions are observed for 10 operating days during which an opacity standard is applicable, observations can be reduced to once every 7 operating days during which an opacity standard is applicable. If any visible emissions are observed, daily observations shall be resumed.

(3) If the maximum 6-minute opacity is less than 10 percent during the most recent Method 9 of appendix A-4 of this part performance test, the owner or operator may, as an alternative to performing subsequent Method 9 of appendix A-4 performance tests, elect to perform subsequent monitoring using a digital opacity compliance system according to a site-specific monitoring plan approved by the Administrator. The observations shall be similar, but not necessarily identical, to the requirements in paragraph (a)(2) of this section. For reference purposes in preparing the monitoring plan, see OAQPS "Determination of Visible Emission Opacity from Stationary Sources Using Computer-Based Photographic Analysis Systems." This document is available from the U.S. Environmental Protection Agency (U.S. EPA); Office of Air Quality and Planning Standards; Sector Policies and Programs Division; Measurement Policy Group (D243-02), Research Triangle Park, NC 27711. This document is also available on the Technology Transfer Network (TTN) under Emission Measurement Center Preliminary Methods.

(b) Except as provided under paragraphs (g), (h), and (i) of this section, the owner or operator of an affected facility subject to a NO_x standard under §60.44b shall comply with either paragraphs (b)(1) or (b)(2) of this section.

(1) Install, calibrate, maintain, and operate CEMS for measuring NO_x and O₂ (or CO₂) emissions discharged to the atmosphere, and shall record the output of the system; or

(2) If the owner or operator has installed a NO_x emission rate CEMS to meet the requirements of part 75 of this chapter and is continuing to meet the ongoing requirements of part 75 of this chapter, that CEMS may be used to meet the requirements of this section, except that the owner or operator shall also meet the requirements of §60.49b. Data reported to meet the requirements of §60.49b shall not include data substituted using the missing data procedures in subpart D of part 75 of this chapter, nor shall the data have been bias adjusted according to the procedures of part 75 of this chapter.

(c) The CEMS required under paragraph (b) of this section shall be operated and data recorded during all periods of operation of the affected facility except for CEMS breakdowns and repairs. Data is recorded during

calibration checks, and zero and span adjustments.

(d) The 1-hour average NO_x emission rates measured by the continuous NO_x monitor required by paragraph (b) of this section and required under §60.13(h) shall be expressed in ng/J or lb/MMBtu heat input and shall be used to calculate the average emission rates under §60.44b. The 1-hour averages shall be calculated using the data points required under §60.13(h)(2).

(e) The procedures under §60.13 shall be followed for installation, evaluation, and operation of the continuous monitoring systems.

(1) For affected facilities combusting coal, wood or municipal-type solid waste, the span value for a COMS shall be between 60 and 80 percent.

(2) For affected facilities combusting coal, oil, or natural gas, the span value for NO_x is determined using one of the following procedures:

(i) Except as provided under paragraph (e)(2)(ii) of this section, NO_x span values shall be determined as follows:

Fuel	Span values for NO_x (ppm)
Natural gas	500.
Oil	500.
Coal	1,000.
Mixtures	$500(x + y) + 1,000z$.

Where:

x = Fraction of total heat input derived from natural gas;

y = Fraction of total heat input derived from oil; and

z = Fraction of total heat input derived from coal.

(ii) As an alternative to meeting the requirements of paragraph (e)(2)(i) of this section, the owner or operator of an affected facility may elect to use the NO_x span values determined according to section 2.1.2 in appendix A to part 75 of this chapter.

(3) All span values computed under paragraph (e)(2)(i) of this section for combusting mixtures of regulated fuels are rounded to the nearest 500 ppm. Span values computed under paragraph (e)(2)(ii) of this section shall be rounded off according to section 2.1.2 in appendix A to part 75 of this chapter.

(f) When NO_x emission data are not obtained because of CEMS breakdowns, repairs, calibration checks and zero and span adjustments, emission data will be obtained by using standby monitoring systems, Method 7 of appendix A of this part, Method 7A of appendix A of this part, or other approved reference methods to provide emission data for a minimum of 75 percent of the operating hours in each steam generating unit operating day, in at least 22 out of 30 successive steam generating unit operating days.

(g) The owner or operator of an affected facility that has a heat input capacity of 73 MW (250 MMBtu/hr) or less, and that has an annual capacity factor for residual oil having a nitrogen content of 0.30 weight percent or less,

natural gas, distillate oil, gasified coal, or any mixture of these fuels, greater than 10 percent (0.10) shall:

(1) Comply with the provisions of paragraphs (b), (c), (d), (e)(2), (e)(3), and (f) of this section; or

(2) Monitor steam generating unit operating conditions and predict NO_x emission rates as specified in a plan submitted pursuant to §60.49b(c).

(h) The owner or operator of a duct burner, as described in §60.41b, that is subject to the NO_x standards in §60.44b(a)(4), §60.44b(e), or §60.44b(l) is not required to install or operate a continuous emissions monitoring system to measure NO_x emissions.

(i) The owner or operator of an affected facility described in §60.44b(j) or §60.44b(k) is not required to install or operate a CEMS for measuring NO_x emissions.

(j) The owner or operator of an affected facility that meets the conditions in either paragraph (j)(1), (2), (3), (4), (5), (6), or (7) of this section is not required to install or operate a COMS if:

(1) The affected facility uses a PM CEMS to monitor PM emissions; or

(2) The affected facility burns only liquid (excluding residual oil) or gaseous fuels with potential SO₂ emissions rates of 26 ng/J (0.060 lb/MMBtu) or less and does not use a post-combustion technology to reduce SO₂ or PM emissions. The owner or operator must maintain fuel records of the sulfur content of the fuels burned, as described under §60.49b(r); or

(3) The affected facility burns coke oven gas alone or in combination with fuels meeting the criteria in paragraph (j)(2) of this section and does not use a post-combustion technology to reduce SO₂ or PM emissions; or

(4) The affected facility does not use post-combustion technology (except a wet scrubber) for reducing PM, SO₂, or carbon monoxide (CO) emissions, burns only gaseous fuels or fuel oils that contain less than or equal to 0.30 weight percent sulfur, and is operated such that emissions of CO to the atmosphere from the affected facility are maintained at levels less than or equal to 0.15 lb/MMBtu on a steam generating unit operating day average basis. Owners and operators of affected facilities electing to comply with this paragraph must demonstrate compliance according to the procedures specified in paragraphs (j)(4)(i) through (iv) of this section; or

(i) You must monitor CO emissions using a CEMS according to the procedures specified in paragraphs (j)(4)(i)(A) through (D) of this section.

(A) The CO CEMS must be installed, certified, maintained, and operated according to the provisions in §60.58b(i)(3) of subpart Eb of this part.

(B) Each 1-hour CO emissions average is calculated using the data points generated by the CO CEMS expressed in parts per million by volume corrected to 3 percent oxygen (dry basis).

(C) At a minimum, valid 1-hour CO emissions averages must be obtained for at least 90 percent of the operating hours on a 30-day rolling average basis. The 1-hour averages are calculated using the data points required in §60.13(h)(2).

(D) Quarterly accuracy determinations and daily calibration drift tests for the CO CEMS must be performed in accordance with procedure 1 in appendix F of this part.

(ii) You must calculate the 1-hour average CO emissions levels for each steam generating unit operating day

by multiplying the average hourly CO output concentration measured by the CO CEMS times the corresponding average hourly flue gas flow rate and divided by the corresponding average hourly heat input to the affected source. The 24-hour average CO emission level is determined by calculating the arithmetic average of the hourly CO emission levels computed for each steam generating unit operating day.

(iii) You must evaluate the preceding 24-hour average CO emission level each steam generating unit operating day excluding periods of affected source startup, shutdown, or malfunction. If the 24-hour average CO emission level is greater than 0.15 lb/MMBtu, you must initiate investigation of the relevant equipment and control systems within 24 hours of the first discovery of the high emission incident and, take the appropriate corrective action as soon as practicable to adjust control settings or repair equipment to reduce the 24-hour average CO emission level to 0.15 lb/MMBtu or less.

(iv) You must record the CO measurements and calculations performed according to paragraph (j)(4) of this section and any corrective actions taken. The record of corrective action taken must include the date and time during which the 24-hour average CO emission level was greater than 0.15 lb/MMBtu, and the date, time, and description of the corrective action.

(5) The affected facility uses a bag leak detection system to monitor the performance of a fabric filter (baghouse) according to the most current requirements in section §60.48Da of this part; or

(6) The affected facility uses an ESP as the primary PM control device and uses an ESP predictive model to monitor the performance of the ESP developed in accordance and operated according to the most current requirements in section §60.48Da of this part; or

(7) The affected facility burns only gaseous fuels or fuel oils that contain less than or equal to 0.30 weight percent sulfur and operates according to a written site-specific monitoring plan approved by the permitting authority. This monitoring plan must include procedures and criteria for establishing and monitoring specific parameters for the affected facility indicative of compliance with the opacity standard.

(k) Owners or operators complying with the PM emission limit by using a PM CEMS must calibrate, maintain, operate, and record the output of the system for PM emissions discharged to the atmosphere as specified in §60.46b(j). The CEMS specified in paragraph §60.46b(j) shall be operated and data recorded during all periods of operation of the affected facility except for CEMS breakdowns and repairs. Data is recorded during calibration checks, and zero and span adjustments.

(l) An owner or operator of an affected facility that is subject to an opacity standard under §60.43b(f) is not required to operate a COMS provided that the unit burns only gaseous fuels and/or liquid fuels (excluding residue oil) with a potential SO₂ emissions rate no greater than 26 ng/J (0.060 lb/MMBtu), and the unit operates according to a written site-specific monitoring plan approved by the permitting authority is not required to operate a COMS. This monitoring plan must include procedures and criteria for establishing and monitoring specific parameters for the affected facility indicative of compliance with the opacity standard. For testing performed as part of this site-specific monitoring plan, the permitting authority may require as an alternative to the notification and reporting requirements specified in §§60.8 and 60.11 that the owner or operator submit any deviations with the excess emissions report required under §60.49b(h).

[72 FR 32742, June 13, 2007, as amended at 74 FR 5087, Jan. 28, 2009; 76 FR 3523, Jan. 20, 2011; 77 FR 9460, Feb. 16, 2012]

 [Back to Top](#)

§60.49b Reporting and recordkeeping requirements.

(a) The owner or operator of each affected facility shall submit notification of the date of initial startup, as

provided by §60.7. This notification shall include:

(1) The design heat input capacity of the affected facility and identification of the fuels to be combusted in the affected facility;

(2) If applicable, a copy of any federally enforceable requirement that limits the annual capacity factor for any fuel or mixture of fuels under §60.42b(d)(1), §60.43b(a)(2), (a)(3)(iii), (c)(2)(ii), (d)(2)(iii), §60.44b(c), (d), (e), (i), (j), (k), §60.45b(d), (g), §60.46b(h), or §60.48b(i);

(3) The annual capacity factor at which the owner or operator anticipates operating the facility based on all fuels fired and based on each individual fuel fired; and

(4) Notification that an emerging technology will be used for controlling emissions of SO₂. The Administrator will examine the description of the emerging technology and will determine whether the technology qualifies as an emerging technology. In making this determination, the Administrator may require the owner or operator of the affected facility to submit additional information concerning the control device. The affected facility is subject to the provisions of §60.42b(a) unless and until this determination is made by the Administrator.

(b) The owner or operator of each affected facility subject to the SO₂, PM, and/or NO_x emission limits under §§60.42b, 60.43b, and 60.44b shall submit to the Administrator the performance test data from the initial performance test and the performance evaluation of the CEMS using the applicable performance specifications in appendix B of this part. The owner or operator of each affected facility described in §60.44b(j) or §60.44b(k) shall submit to the Administrator the maximum heat input capacity data from the demonstration of the maximum heat input capacity of the affected facility.

(c) The owner or operator of each affected facility subject to the NO_x standard in §60.44b who seeks to demonstrate compliance with those standards through the monitoring of steam generating unit operating conditions in the provisions of §60.48b(g)(2) shall submit to the Administrator for approval a plan that identifies the operating conditions to be monitored in §60.48b(g)(2) and the records to be maintained in §60.49b(g). This plan shall be submitted to the Administrator for approval within 360 days of the initial startup of the affected facility. An affected facility burning coke oven gas alone or in combination with other gaseous fuels or distillate oil shall submit this plan to the Administrator for approval within 360 days of the initial startup of the affected facility or by November 30, 2009, whichever date comes later. If the plan is approved, the owner or operator shall maintain records of predicted nitrogen oxide emission rates and the monitored operating conditions, including steam generating unit load, identified in the plan. The plan shall:

(1) Identify the specific operating conditions to be monitored and the relationship between these operating conditions and NO_x emission rates (*i.e.*, ng/J or lbs/MMBtu heat input). Steam generating unit operating conditions include, but are not limited to, the degree of staged combustion (*i.e.*, the ratio of primary air to secondary and/or tertiary air) and the level of excess air (*i.e.*, flue gas O₂ level);

(2) Include the data and information that the owner or operator used to identify the relationship between NO_x emission rates and these operating conditions; and

(3) Identify how these operating conditions, including steam generating unit load, will be monitored under §60.48b(g) on an hourly basis by the owner or operator during the period of operation of the affected facility; the quality assurance procedures or practices that will be employed to ensure that the data generated by monitoring these operating conditions will be representative and accurate; and the type and format of the records of these operating conditions, including steam generating unit load, that will be maintained by the owner or operator under §60.49b(g).

(d) Except as provided in paragraph (d)(2) of this section, the owner or operator of an affected facility shall record and maintain records as specified in paragraph (d)(1) of this section.

(1) The owner or operator of an affected facility shall record and maintain records of the amounts of each fuel combusted during each day and calculate the annual capacity factor individually for coal, distillate oil, residual oil, natural gas, wood, and municipal-type solid waste for the reporting period. The annual capacity factor is determined on a 12-month rolling average basis with a new annual capacity factor calculated at the end of each calendar month.

(2) As an alternative to meeting the requirements of paragraph (d)(1) of this section, the owner or operator of an affected facility that is subject to a federally enforceable permit restricting fuel use to a single fuel such that the facility is not required to continuously monitor any emissions (excluding opacity) or parameters indicative of emissions may elect to record and maintain records of the amount of each fuel combusted during each calendar month.

(e) For an affected facility that combusts residual oil and meets the criteria under §60.46b(e)(4), §60.44b(j), or (k), the owner or operator shall maintain records of the nitrogen content of the residual oil combusted in the affected facility and calculate the average fuel nitrogen content for the reporting period. The nitrogen content shall be determined using ASTM Method D4629 (incorporated by reference, see §60.17), or fuel suppliers. If residual oil blends are being combusted, fuel nitrogen specifications may be prorated based on the ratio of residual oils of different nitrogen content in the fuel blend.

(f) For an affected facility subject to the opacity standard in §60.43b, the owner or operator shall maintain records of opacity. In addition, an owner or operator that elects to monitor emissions according to the requirements in §60.48b(a) shall maintain records according to the requirements specified in paragraphs (f)(1) through (3) of this section, as applicable to the visible emissions monitoring method used.

(1) For each performance test conducted using Method 9 of appendix A-4 of this part, the owner or operator shall keep the records including the information specified in paragraphs (f)(1)(i) through (iii) of this section.

(i) Dates and time intervals of all opacity observation periods;

(ii) Name, affiliation, and copy of current visible emission reading certification for each visible emission observer participating in the performance test; and

(iii) Copies of all visible emission observer opacity field data sheets;

(2) For each performance test conducted using Method 22 of appendix A-4 of this part, the owner or operator shall keep the records including the information specified in paragraphs (f)(2)(i) through (iv) of this section.

(i) Dates and time intervals of all visible emissions observation periods;

(ii) Name and affiliation for each visible emission observer participating in the performance test;

(iii) Copies of all visible emission observer opacity field data sheets; and

(iv) Documentation of any adjustments made and the time the adjustments were completed to the affected facility operation by the owner or operator to demonstrate compliance with the applicable monitoring requirements.

(3) For each digital opacity compliance system, the owner or operator shall maintain records and submit reports according to the requirements specified in the site-specific monitoring plan approved by the Administrator.

(g) Except as provided under paragraph (p) of this section, the owner or operator of an affected facility subject to the NO_x standards under §60.44b shall maintain records of the following information for each steam generating unit operating day:

- (1) Calendar date;
 - (2) The average hourly NO_x emission rates (expressed as NO₂) (ng/J or lb/MMBtu heat input) measured or predicted;
 - (3) The 30-day average NO_x emission rates (ng/J or lb/MMBtu heat input) calculated at the end of each steam generating unit operating day from the measured or predicted hourly nitrogen oxide emission rates for the preceding 30 steam generating unit operating days;
 - (4) Identification of the steam generating unit operating days when the calculated 30-day average NO_x emission rates are in excess of the NO_x emissions standards under §60.44b, with the reasons for such excess emissions as well as a description of corrective actions taken;
 - (5) Identification of the steam generating unit operating days for which pollutant data have not been obtained, including reasons for not obtaining sufficient data and a description of corrective actions taken;
 - (6) Identification of the times when emission data have been excluded from the calculation of average emission rates and the reasons for excluding data;
 - (7) Identification of “F” factor used for calculations, method of determination, and type of fuel combusted;
 - (8) Identification of the times when the pollutant concentration exceeded full span of the CEMS;
 - (9) Description of any modifications to the CEMS that could affect the ability of the CEMS to comply with Performance Specification 2 or 3; and
 - (10) Results of daily CEMS drift tests and quarterly accuracy assessments as required under appendix F, Procedure 1 of this part.
- (h) The owner or operator of any affected facility in any category listed in paragraphs (h)(1) or (2) of this section is required to submit excess emission reports for any excess emissions that occurred during the reporting period.
- (1) Any affected facility subject to the opacity standards in §60.43b(f) or to the operating parameter monitoring requirements in §60.13(i)(1).
 - (2) Any affected facility that is subject to the NO_x standard of §60.44b, and that:
 - (i) Combusts natural gas, distillate oil, gasified coal, or residual oil with a nitrogen content of 0.3 weight percent or less; or
 - (ii) Has a heat input capacity of 73 MW (250 MMBtu/hr) or less and is required to monitor NO_x emissions on a continuous basis under §60.48b(g)(1) or steam generating unit operating conditions under §60.48b(g)(2).
 - (3) For the purpose of §60.43b, excess emissions are defined as all 6-minute periods during which the average opacity exceeds the opacity standards under §60.43b(f).
 - (4) For purposes of §60.48b(g)(1), excess emissions are defined as any calculated 30-day rolling average NO_x emission rate, as determined under §60.46b(e), that exceeds the applicable emission limits in §60.44b.
- (i) The owner or operator of any affected facility subject to the continuous monitoring requirements for NO_x

under §60.48(b) shall submit reports containing the information recorded under paragraph (g) of this section.

(j) The owner or operator of any affected facility subject to the SO₂ standards under §60.42b shall submit reports.

(k) For each affected facility subject to the compliance and performance testing requirements of §60.45b and the reporting requirement in paragraph (j) of this section, the following information shall be reported to the Administrator:

(1) Calendar dates covered in the reporting period;

(2) Each 30-day average SO₂ emission rate (ng/J or lb/MMBtu heat input) measured during the reporting period, ending with the last 30-day period; reasons for noncompliance with the emission standards; and a description of corrective actions taken; For an exceedance due to maintenance of the SO₂ control system covered in paragraph 60.45b(a), the report shall identify the days on which the maintenance was performed and a description of the maintenance;

(3) Each 30-day average percent reduction in SO₂ emissions calculated during the reporting period, ending with the last 30-day period; reasons for noncompliance with the emission standards; and a description of corrective actions taken;

(4) Identification of the steam generating unit operating days that coal or oil was combusted and for which SO₂ or diluent (O₂ or CO₂) data have not been obtained by an approved method for at least 75 percent of the operating hours in the steam generating unit operating day; justification for not obtaining sufficient data; and description of corrective action taken;

(5) Identification of the times when emissions data have been excluded from the calculation of average emission rates; justification for excluding data; and description of corrective action taken if data have been excluded for periods other than those during which coal or oil were not combusted in the steam generating unit;

(6) Identification of "F" factor used for calculations, method of determination, and type of fuel combusted;

(7) Identification of times when hourly averages have been obtained based on manual sampling methods;

(8) Identification of the times when the pollutant concentration exceeded full span of the CEMS;

(9) Description of any modifications to the CEMS that could affect the ability of the CEMS to comply with Performance Specification 2 or 3;

(10) Results of daily CEMS drift tests and quarterly accuracy assessments as required under appendix F, Procedure 1 of this part; and

(11) The annual capacity factor of each fired as provided under paragraph (d) of this section.

(l) For each affected facility subject to the compliance and performance testing requirements of §60.45b(d) and the reporting requirements of paragraph (j) of this section, the following information shall be reported to the Administrator:

(1) Calendar dates when the facility was in operation during the reporting period;

(2) The 24-hour average SO₂ emission rate measured for each steam generating unit operating day during the

reporting period that coal or oil was combusted, ending in the last 24-hour period in the quarter; reasons for noncompliance with the emission standards; and a description of corrective actions taken;

(3) Identification of the steam generating unit operating days that coal or oil was combusted for which SO₂ or diluent (O₂ or CO₂) data have not been obtained by an approved method for at least 75 percent of the operating hours; justification for not obtaining sufficient data; and description of corrective action taken;

(4) Identification of the times when emissions data have been excluded from the calculation of average emission rates; justification for excluding data; and description of corrective action taken if data have been excluded for periods other than those during which coal or oil were not combusted in the steam generating unit;

(5) Identification of "F" factor used for calculations, method of determination, and type of fuel combusted;

(6) Identification of times when hourly averages have been obtained based on manual sampling methods;

(7) Identification of the times when the pollutant concentration exceeded full span of the CEMS;

(8) Description of any modifications to the CEMS that could affect the ability of the CEMS to comply with Performance Specification 2 or 3; and

(9) Results of daily CEMS drift tests and quarterly accuracy assessments as required under Procedure 1 of appendix F 1 of this part. If the owner or operator elects to implement the alternative data assessment procedures described in §§60.47b(e)(4)(i) through (e)(4)(iii), each data assessment report shall include a summary of the results of all of the RATAs, linearity checks, CGAs, and calibration error or drift assessments required by §§60.47b(e)(4)(i) through (e)(4)(iii).

(m) For each affected facility subject to the SO₂ standards in §60.42(b) for which the minimum amount of data required in §60.47b(c) were not obtained during the reporting period, the following information is reported to the Administrator in addition to that required under paragraph (k) of this section:

(1) The number of hourly averages available for outlet emission rates and inlet emission rates;

(2) The standard deviation of hourly averages for outlet emission rates and inlet emission rates, as determined in Method 19 of appendix A of this part, section 7;

(3) The lower confidence limit for the mean outlet emission rate and the upper confidence limit for the mean inlet emission rate, as calculated in Method 19 of appendix A of this part, section 7; and

(4) The ratio of the lower confidence limit for the mean outlet emission rate and the allowable emission rate, as determined in Method 19 of appendix A of this part, section 7.

(n) If a percent removal efficiency by fuel pretreatment (*i.e.*, %R_f) is used to determine the overall percent reduction (*i.e.*, %R_o) under §60.45b, the owner or operator of the affected facility shall submit a signed statement with the report.

(1) Indicating what removal efficiency by fuel pretreatment (*i.e.*, %R_f) was credited during the reporting period;

(2) Listing the quantity, heat content, and date each pre-treated fuel shipment was received during the reporting period, the name and location of the fuel pretreatment facility; and the total quantity and total heat content of all fuels received at the affected facility during the reporting period;

(3) Documenting the transport of the fuel from the fuel pretreatment facility to the steam generating unit; and

(4) Including a signed statement from the owner or operator of the fuel pretreatment facility certifying that the percent removal efficiency achieved by fuel pretreatment was determined in accordance with the provisions of Method 19 of appendix A of this part and listing the heat content and sulfur content of each fuel before and after fuel pretreatment.

(o) All records required under this section shall be maintained by the owner or operator of the affected facility for a period of 2 years following the date of such record.

(p) The owner or operator of an affected facility described in §60.44b(j) or (k) shall maintain records of the following information for each steam generating unit operating day:

(1) Calendar date;

(2) The number of hours of operation; and

(3) A record of the hourly steam load.

(q) The owner or operator of an affected facility described in §60.44b(j) or §60.44b(k) shall submit to the Administrator a report containing:

(1) The annual capacity factor over the previous 12 months;

(2) The average fuel nitrogen content during the reporting period, if residual oil was fired; and

(3) If the affected facility meets the criteria described in §60.44b(j), the results of any NO_x emission tests required during the reporting period, the hours of operation during the reporting period, and the hours of operation since the last NO_x emission test.

(r) The owner or operator of an affected facility who elects to use the fuel based compliance alternatives in §60.42b or §60.43b shall either:

(1) The owner or operator of an affected facility who elects to demonstrate that the affected facility combusts only very low sulfur oil, natural gas, wood, a mixture of these fuels, or any of these fuels (or a mixture of these fuels) in combination with other fuels that are known to contain an insignificant amount of sulfur in §60.42b(j) or §60.42b(k) shall obtain and maintain at the affected facility fuel receipts (such as a current, valid purchase contract, tariff sheet, or transportation contract) from the fuel supplier that certify that the oil meets the definition of distillate oil and gaseous fuel meets the definition of natural gas as defined in §60.41b and the applicable sulfur limit. For the purposes of this section, the distillate oil need not meet the fuel nitrogen content specification in the definition of distillate oil. Reports shall be submitted to the Administrator certifying that only very low sulfur oil meeting this definition, natural gas, wood, and/or other fuels that are known to contain insignificant amounts of sulfur were combusted in the affected facility during the reporting period; or

(2) The owner or operator of an affected facility who elects to demonstrate compliance based on fuel analysis in §60.42b or §60.43b shall develop and submit a site-specific fuel analysis plan to the Administrator for review and approval no later than 60 days before the date you intend to demonstrate compliance. Each fuel analysis plan shall include a minimum initial requirement of weekly testing and each analysis report shall contain, at a minimum, the following information:

(i) The potential sulfur emissions rate of the representative fuel mixture in ng/J heat input;

(ii) The method used to determine the potential sulfur emissions rate of each constituent of the mixture. For distillate oil and natural gas a fuel receipt or tariff sheet is acceptable;

(iii) The ratio of different fuels in the mixture; and

(iv) The owner or operator can petition the Administrator to approve monthly or quarterly sampling in place of weekly sampling.

(s) Facility specific NO_x standard for Cytex Industries Fortier Plant's C.AOG incinerator located in Westwego, Louisiana:

(1) *Definitions.*

Oxidation zone is defined as the portion of the C.AOG incinerator that extends from the inlet of the oxidizing zone combustion air to the outlet gas stack.

Reducing zone is defined as the portion of the C.AOG incinerator that extends from the burner section to the inlet of the oxidizing zone combustion air.

Total inlet air is defined as the total amount of air introduced into the C.AOG incinerator for combustion of natural gas and chemical by-product waste and is equal to the sum of the air flow into the reducing zone and the air flow into the oxidation zone.

(2) *Standard for nitrogen oxides.* (i) When fossil fuel alone is combusted, the NO_x emission limit for fossil fuel in §60.44b(a) applies.

(ii) When natural gas and chemical by-product waste are simultaneously combusted, the NO_x emission limit is 289 ng/J (0.67 lb/MMBtu) and a maximum of 81 percent of the total inlet air provided for combustion shall be provided to the reducing zone of the C.AOG incinerator.

(3) *Emission monitoring.* (i) The percent of total inlet air provided to the reducing zone shall be determined at least every 15 minutes by measuring the air flow of all the air entering the reducing zone and the air flow of all the air entering the oxidation zone, and compliance with the percentage of total inlet air that is provided to the reducing zone shall be determined on a 3-hour average basis.

(ii) The NO_x emission limit shall be determined by the compliance and performance test methods and procedures for NO_x in §60.46b(i).

(iii) The monitoring of the NO_x emission limit shall be performed in accordance with §60.48b.

(4) *Reporting and recordkeeping requirements.* (i) The owner or operator of the C.AOG incinerator shall submit a report on any excursions from the limits required by paragraph (a)(2) of this section to the Administrator with the quarterly report required by paragraph (i) of this section.

(ii) The owner or operator of the C.AOG incinerator shall keep records of the monitoring required by paragraph (a)(3) of this section for a period of 2 years following the date of such record.

(iii) The owner or operator of the C.AOG incinerator shall perform all the applicable reporting and recordkeeping requirements of this section.

(t) Facility-specific NO_x standard for Rohm and Haas Kentucky Incorporated's Boiler No. 100 located in

Louisville, Kentucky:

(1) *Definitions.*

Air ratio control damper is defined as the part of the low NO_x burner that is adjusted to control the split of total combustion air delivered to the reducing and oxidation portions of the combustion flame.

Flue gas recirculation line is defined as the part of Boiler No. 100 that recirculates a portion of the boiler flue gas back into the combustion air.

(2) *Standard for nitrogen oxides.* (i) When fossil fuel alone is combusted, the NO_x emission limit for fossil fuel in §60.44b(a) applies.

(ii) When fossil fuel and chemical by-product waste are simultaneously combusted, the NO_x emission limit is 473 ng/J (1.1 lb/MMBtu), and the air ratio control damper tee handle shall be at a minimum of 5 inches (12.7 centimeters) out of the boiler, and the flue gas recirculation line shall be operated at a minimum of 10 percent open as indicated by its valve opening position indicator.

(3) *Emission monitoring for nitrogen oxides.* (i) The air ratio control damper tee handle setting and the flue gas recirculation line valve opening position indicator setting shall be recorded during each 8-hour operating shift.

(ii) The NO_x emission limit shall be determined by the compliance and performance test methods and procedures for NO_x in §60.46b.

(iii) The monitoring of the NO_x emission limit shall be performed in accordance with §60.48b.

(4) *Reporting and recordkeeping requirements.* (i) The owner or operator of Boiler No. 100 shall submit a report on any excursions from the limits required by paragraph (b)(2) of this section to the Administrator with the quarterly report required by §60.49b(i).

(ii) The owner or operator of Boiler No. 100 shall keep records of the monitoring required by paragraph (b)(3) of this section for a period of 2 years following the date of such record.

(iii) The owner or operator of Boiler No. 100 shall perform all the applicable reporting and recordkeeping requirements of §60.49b.

(u) *Site-specific standard for Merck & Co., Inc.'s Stonewall Plant in Elkton, Virginia.* (1) This paragraph (u) applies only to the pharmaceutical manufacturing facility, commonly referred to as the Stonewall Plant, located at Route 340 South, in Elkton, Virginia ("site") and only to the natural gas-fired boilers installed as part of the powerhouse conversion required pursuant to 40 CFR 52.2454(g). The requirements of this paragraph shall apply, and the requirements of §§60.40b through 60.49b(t) shall not apply, to the natural gas-fired boilers installed pursuant to 40 CFR 52.2454(g).

(i) The site shall equip the natural gas-fired boilers with low NO_x technology.

(ii) The site shall install, calibrate, maintain, and operate a continuous monitoring and recording system for measuring NO_x emissions discharged to the atmosphere and opacity using a continuous emissions monitoring system or a predictive emissions monitoring system.

(iii) Within 180 days of the completion of the powerhouse conversion, as required by 40 CFR 52.2454, the site shall perform a performance test to quantify criteria pollutant emissions.

(2) [Reserved]

(v) The owner or operator of an affected facility may submit electronic quarterly reports for SO₂ and/or NO_x and/or opacity in lieu of submitting the written reports required under paragraphs (h), (i), (j), (k) or (l) of this section. The format of each quarterly electronic report shall be coordinated with the permitting authority. The electronic report(s) shall be submitted no later than 30 days after the end of the calendar quarter and shall be accompanied by a certification statement from the owner or operator, indicating whether compliance with the applicable emission standards and minimum data requirements of this subpart was achieved during the reporting period. Before submitting reports in the electronic format, the owner or operator shall coordinate with the permitting authority to obtain their agreement to submit reports in this alternative format.

(w) The reporting period for the reports required under this subpart is each 6 month period. All reports shall be submitted to the Administrator and shall be postmarked by the 30th day following the end of the reporting period.

(x) Facility-specific NO_x standard for Weyerhaeuser Company's No. 2 Power Boiler located in New Bern, North Carolina:

(1) *Standard for nitrogen oxides.* (i) When fossil fuel alone is combusted, the NO_x emission limit for fossil fuel in §60.44b(a) applies.

(ii) When fossil fuel and chemical by-product waste are simultaneously combusted, the NO_x emission limit is 215 ng/J (0.5 lb/MMBtu).

(2) *Emission monitoring for nitrogen oxides.* (i) The NO_x emissions shall be determined by the compliance and performance test methods and procedures for NO_x in §60.46b.

(ii) The monitoring of the NO_x emissions shall be performed in accordance with §60.48b.

(3) *Reporting and recordkeeping requirements.* (i) The owner or operator of the No. 2 Power Boiler shall submit a report on any excursions from the limits required by paragraph (x)(2) of this section to the Administrator with the quarterly report required by §60.49b(i).

(ii) The owner or operator of the No. 2 Power Boiler shall keep records of the monitoring required by paragraph (x)(3) of this section for a period of 2 years following the date of such record.

(iii) The owner or operator of the No. 2 Power Boiler shall perform all the applicable reporting and recordkeeping requirements of §60.49b.

(y) Facility-specific NO_x standard for INEOS USA's AOGI located in Lima, Ohio:

(1) *Standard for NO_x.* (i) When fossil fuel alone is combusted, the NO_x emission limit for fossil fuel in §60.44b(a) applies.

(ii) When fossil fuel and chemical byproduct/waste are simultaneously combusted, the NO_x emission limit is 645 ng/J (1.5 lb/MMBtu).

(2) *Emission monitoring for NO_x.* (i) The NO_x emissions shall be determined by the compliance and performance test methods and procedures for NO_x in §60.46b.

(ii) The monitoring of the NO_x emissions shall be performed in accordance with §60.48b.

(3) *Reporting and recordkeeping requirements.* (i) The owner or operator of the AOGI shall submit a report on any excursions from the limits required by paragraph (y)(2) of this section to the Administrator with the quarterly report required by paragraph (i) of this section.

(ii) The owner or operator of the AOGI shall keep records of the monitoring required by paragraph (y)(3) of this section for a period of 2 years following the date of such record.

(iii) The owner or operator of the AOGI shall perform all the applicable reporting and recordkeeping requirements of this section.

[72 FR 32742, June 13, 2007, as amended at 74 FR 5089, Jan. 28, 2009; 77 FR 9461, Feb. 16, 2012]

Appendix B

NSPS Subpart GG – *Standards of Performance for Stationary Combustion Turbines*

Electronic Code of Federal Regulations

e-CFR data is current as of May 29, 2018

[Title 40](#) → [Chapter I](#) → [Subchapter C](#) → [Part 60](#) → Subpart GG

[Browse Previous](#) | [Browse Next](#)

Title 40: Protection of Environment

[PART 60—STANDARDS OF PERFORMANCE FOR NEW STATIONARY SOURCES](#)

Subpart GG—Standards of Performance for Stationary Gas Turbines

Contents

[§60.330](#) Applicability and designation of affected facility.
[§60.331](#) Definitions.
[§60.332](#) Standard for nitrogen oxides.
[§60.333](#) Standard for sulfur dioxide.
[§60.334](#) Monitoring of operations.
[§60.335](#) Test methods and procedures.

[↑ Back to Top](#)

§60.330 Applicability and designation of affected facility.

(a) The provisions of this subpart are applicable to the following affected facilities: All stationary gas turbines with a heat input at peak load equal to or greater than 10.7 gigajoules (10 million Btu) per hour, based on the lower heating value of the fuel fired.

(b) Any facility under paragraph (a) of this section which commences construction, modification, or reconstruction after October 3, 1977, is subject to the requirements of this part except as provided in paragraphs (e) and (j) of §60.332.

[44 FR 52798, Sept. 10, 1979, as amended at 52 FR 42434, Nov. 5, 1987; 65 FR 61759, Oct. 17, 2000]

[↑ Back to Top](#)

§60.331 Definitions.

As used in this subpart, all terms not defined herein shall have the meaning given them in the Act and in subpart A of this part.

(a) *Stationary gas turbine* means any simple cycle gas turbine, regenerative cycle gas turbine or any gas turbine portion of a combined cycle steam/electric generating system that is not self propelled. It may, however, be mounted on a vehicle for portability.

(b) *Simple cycle gas turbine* means any stationary gas turbine which does not recover heat from the gas turbine exhaust gases to preheat the inlet combustion air to the gas turbine, or which does not recover heat from the gas turbine exhaust gases to heat water or generate steam.

(c) *Regenerative cycle gas turbine* means any stationary gas turbine which recovers heat from the gas turbine exhaust gases to preheat the inlet combustion air to the gas turbine.

(d) *Combined cycle gas turbine* means any stationary gas turbine which recovers heat from the gas turbine exhaust gases to heat water or generate steam.

(e) *Emergency gas turbine* means any stationary gas turbine which operates as a mechanical or electrical power source only when the primary power source for a facility has been rendered inoperable by an emergency situation.

(f) *Ice fog* means an atmospheric suspension of highly reflective ice crystals.

(g) *ISO standard day conditions* means 288 degrees Kelvin, 60 percent relative humidity and 101.3 kilopascals pressure.

(h) *Efficiency* means the gas turbine manufacturer's rated heat rate at peak load in terms of heat input per unit of power output based on the lower heating value of the fuel.

(i) *Peak load* means 100 percent of the manufacturer's design capacity of the gas turbine at ISO standard day conditions.

(j) *Base load* means the load level at which a gas turbine is normally operated.

(k) *Fire-fighting turbine* means any stationary gas turbine that is used solely to pump water for extinguishing fires.

(l) *Turbines employed in oil/gas production or oil/gas transportation* means any stationary gas turbine used to provide power to extract crude oil/natural gas from the earth or to move crude oil/natural gas, or products refined from these substances through pipelines.

(m) A *Metropolitan Statistical Area* or *MSA* as defined by the Department of Commerce.

(n) *Offshore platform gas turbines* means any stationary gas turbine located on a platform in an ocean.

(o) *Garrison facility* means any permanent military installation.

(p) *Gas turbine model* means a group of gas turbines having the same nominal air flow, combustor inlet pressure, combustor inlet temperature, firing temperature, turbine inlet temperature and turbine inlet pressure.

(q) *Electric utility stationary gas turbine* means any stationary gas turbine constructed for the purpose of supplying more than one-third of its potential electric output capacity to any utility power distribution system for sale.

(r) *Emergency fuel* is a fuel fired by a gas turbine only during circumstances, such as natural gas supply curtailment or breakdown of delivery system, that make it impossible to fire natural gas in the gas turbine.

(s) *Unit operating hour* means a clock hour during which any fuel is combusted in the affected unit. If the unit combusts fuel for the entire clock hour, it is considered to be a full unit operating hour. If the unit combusts fuel for only part of the clock hour, it is considered to be a partial unit operating hour.

(t) *Excess emissions* means a specified averaging period over which either:

(1) The NO_x emissions are higher than the applicable emission limit in §60.332;

(2) The total sulfur content of the fuel being combusted in the affected facility exceeds the limit specified in §60.333; or

(3) The recorded value of a particular monitored parameter is outside the acceptable range specified in the parameter monitoring plan for the affected unit.

(u) *Natural gas* means a naturally occurring fluid mixture of hydrocarbons (e.g., methane, ethane, or propane) produced in geological formations beneath the Earth's surface that maintains a gaseous state at standard atmospheric temperature and pressure under ordinary conditions. Natural gas contains 20.0 grains or less of total sulfur per 100 standard cubic feet. Equivalents of this in other units are as follows: 0.068 weight percent total sulfur, 680 parts per million by weight (ppmw) total sulfur, and 338 parts per million by volume (ppmv) at 20 degrees Celsius total sulfur. Additionally, natural gas must either be composed of at least 70 percent methane by volume or have a gross calorific value between 950 and 1100 British thermal units (Btu) per standard cubic foot. Natural gas does not include the following gaseous fuels: landfill gas, digester gas, refinery gas, sour gas, blast furnace gas, coal-derived gas, producer gas, coke oven gas, or any gaseous fuel produced in a process which might result in highly variable sulfur content or heating value.

(v) *Duct burner* means a device that combusts fuel and that is placed in the exhaust duct from another source, such as a stationary gas turbine, internal combustion engine, kiln, etc., to allow the firing of additional fuel to heat the exhaust gases before the exhaust gases enter a heat recovery steam generating unit.

(w) *Lean premix stationary combustion turbine* means any stationary combustion turbine where the air and fuel are thoroughly mixed to form a lean mixture for combustion in the combustor. Mixing may occur before or in the combustion chamber. A unit which is capable of operating in both lean premix and diffusion flame modes is considered a lean premix stationary combustion turbine when it is in the lean premix mode, and it is considered a diffusion flame stationary combustion turbine when it is in the diffusion flame mode.

(x) *Diffusion flame stationary combustion turbine* means any stationary combustion turbine where fuel and air are injected at the combustor and are mixed only by diffusion prior to ignition. A unit which is capable of operating in both lean premix and diffusion flame modes is considered a lean premix stationary combustion turbine when it is in the lean premix mode, and it is considered a diffusion flame stationary combustion turbine when it is in the diffusion flame mode.

(y) *Unit operating day* means a 24-hour period between 12:00 midnight and the following midnight during which any fuel is combusted at any time in the unit. It is not necessary for fuel to be combusted continuously for the entire 24-hour period.

[44 FR 52798, Sept. 10, 1979, as amended at 47 FR 3770, Jan. 27, 1982; 65 FR 61759, Oct. 17, 2000; 69 FR 41359, July 8, 2004]

 [Back to Top](#)

§60.332 Standard for nitrogen oxides.

(a) On and after the date on which the performance test required by §60.8 is completed, every owner or operator subject to the provisions of this subpart as specified in paragraphs (b), (c), and (d) of this section shall comply with one of the following, except as provided in paragraphs (e), (f), (g), (h), (i), (j), (k), and (l) of this section.

(1) No owner or operator subject to the provisions of this subpart shall cause to be discharged into the atmosphere from any stationary gas turbine, any gases which contain nitrogen oxides in excess of:

$$STD = 0.0075 \frac{(14.4)}{Y} + F$$

[View or download PDF](#)

where:

STD = allowable ISO corrected (if required as given in §60.335(b)(1)) NO_x emission concentration (percent by volume at 15 percent oxygen and on a dry basis),

Y = manufacturer's rated heat rate at manufacturer's rated load (kilojoules per watt hour) or, actual measured heat rate based on lower heating value of fuel as measured at actual peak load for the facility. The value of Y shall not exceed 14.4 kilojoules per watt hour, and

F = NO_x emission allowance for fuel-bound nitrogen as defined in paragraph (a)(4) of this section.

(2) No owner or operator subject to the provisions of this subpart shall cause to be discharged into the atmosphere from any stationary gas turbine, any gases which contain nitrogen oxides in excess of:

$$STD = 0.0150 \frac{(14.4)}{Y} + F$$

[View or download PDF](#)

where:

STD = allowable ISO corrected (if required as given in §60.335(b)(1)) NO_x emission concentration (percent by volume at 15 percent oxygen and on a dry basis),

Y = manufacturer's rated heat rate at manufacturer's rated peak load (kilojoules per watt hour), or actual measured heat rate based on lower heating value of fuel as measured at actual peak load for the facility. The value of Y shall not exceed 14.4 kilojoules per watt hour, and

F = NO_x emission allowance for fuel-bound nitrogen as defined in paragraph (a)(4) of this section.

(3) The use of F in paragraphs (a)(1) and (2) of this section is optional. That is, the owner or operator may choose to apply a NO_x allowance for fuel-bound nitrogen and determine the appropriate F-value in accordance with paragraph (a)(4) of this section or may accept an F-value of zero.

(4) If the owner or operator elects to apply a NO_x emission allowance for fuel-bound nitrogen, F shall be defined according to the nitrogen content of the fuel during the most recent performance test required under §60.8 as follows:

Fuel-bound nitrogen (percent by weight)	F (NO _x percent by volume)
---	---------------------------------------

$N \leq .015$	0
$0.015 < N \leq 0.1$	$0.04 (N)$
$0.1 < N \leq 0.25$	$0.004 + 0.0067(N-0.1)$
$N > 0.25$	0.005

Where:

N = the nitrogen content of the fuel (percent by weight).

or:

Manufacturers may develop and submit to EPA custom fuel-bound nitrogen allowances for each gas turbine model they manufacture. These fuel-bound nitrogen allowances shall be substantiated with data and must be approved for use by the Administrator before the initial performance test required by §60.8. Notices of approval of custom fuel-bound nitrogen allowances will be published in the FEDERAL REGISTER.

(b) Electric utility stationary gas turbines with a heat input at peak load greater than 107.2 gigajoules per hour (100 million Btu/hour) based on the lower heating value of the fuel fired shall comply with the provisions of paragraph (a)(1) of this section.

(c) Stationary gas turbines with a heat input at peak load equal to or greater than 10.7 gigajoules per hour (10 million Btu/hour) but less than or equal to 107.2 gigajoules per hour (100 million Btu/hour) based on the lower heating value of the fuel fired, shall comply with the provisions of paragraph (a)(2) of this section.

(d) Stationary gas turbines with a manufacturer's rated base load at ISO conditions of 30 megawatts or less except as provided in §60.332(b) shall comply with paragraph (a)(2) of this section.

(e) Stationary gas turbines with a heat input at peak load equal to or greater than 10.7 gigajoules per hour (10 million Btu/hour) but less than or equal to 107.2 gigajoules per hour (100 million Btu/hour) based on the lower heating value of the fuel fired and that have commenced construction prior to October 3, 1982 are exempt from paragraph (a) of this section.

(f) Stationary gas turbines using water or steam injection for control of NO_x emissions are exempt from paragraph (a) when ice fog is deemed a traffic hazard by the owner or operator of the gas turbine.

(g) Emergency gas turbines, military gas turbines for use in other than a garrison facility, military gas turbines installed for use as military training facilities, and fire fighting gas turbines are exempt from paragraph (a) of this section.

(h) Stationary gas turbines engaged by manufacturers in research and development of equipment for both gas turbine emission control techniques and gas turbine efficiency improvements are exempt from paragraph (a) on a case-by-case basis as determined by the Administrator.

(i) Exemptions from the requirements of paragraph (a) of this section will be granted on a case-by-case basis as determined by the Administrator in specific geographical areas where mandatory water restrictions are required by governmental agencies because of drought conditions. These exemptions will be allowed only while the mandatory water restrictions are in effect.

(j) Stationary gas turbines with a heat input at peak load greater than 107.2 gigajoules per hour that commenced construction, modification, or reconstruction between the dates of October 3, 1977, and January 27,

1982, and were required in the September 10, 1979, FEDERAL REGISTER (44 FR 52792) to comply with paragraph (a)(1) of this section, except electric utility stationary gas turbines, are exempt from paragraph (a) of this section.

(k) Stationary gas turbines with a heat input greater than or equal to 10.7 gigajoules per hour (10 million Btu/hour) when fired with natural gas are exempt from paragraph (a)(2) of this section when being fired with an emergency fuel.

(l) Regenerative cycle gas turbines with a heat input less than or equal to 107.2 gigajoules per hour (100 million Btu/hour) are exempt from paragraph (a) of this section.

[44 FR 52798, Sept. 10, 1979, as amended at 47 FR 3770, Jan. 27, 1982; 65 FR 61759, Oct. 17, 2000; 69 FR 41359, July 8, 2004]

 [Back to Top](#)

§60.333 Standard for sulfur dioxide.

On and after the date on which the performance test required to be conducted by §60.8 is completed, every owner or operator subject to the provision of this subpart shall comply with one or the other of the following conditions:

(a) No owner or operator subject to the provisions of this subpart shall cause to be discharged into the atmosphere from any stationary gas turbine any gases which contain sulfur dioxide in excess of 0.015 percent by volume at 15 percent oxygen and on a dry basis.

(b) No owner or operator subject to the provisions of this subpart shall burn in any stationary gas turbine any fuel which contains total sulfur in excess of 0.8 percent by weight (8000 ppmw).

[44 FR 52798, Sept. 10, 1979, as amended at 69 FR 41360, July 8, 2004]

 [Back to Top](#)

§60.334 Monitoring of operations.

(a) Except as provided in paragraph (b) of this section, the owner or operator of any stationary gas turbine subject to the provisions of this subpart and using water or steam injection to control NO_x emissions shall install, calibrate, maintain and operate a continuous monitoring system to monitor and record the fuel consumption and the ratio of water or steam to fuel being fired in the turbine.

(b) The owner or operator of any stationary gas turbine that commenced construction, reconstruction or modification after October 3, 1977, but before July 8, 2004, and which uses water or steam injection to control NO_x emissions may, as an alternative to operating the continuous monitoring system described in paragraph (a) of this section, install, certify, maintain, operate, and quality-assure a continuous emission monitoring system (CEMS) consisting of NO_x and O₂ monitors. As an alternative, a CO₂ monitor may be used to adjust the measured NO_x concentrations to 15 percent O₂ by either converting the CO₂ hourly averages to equivalent O₂ concentrations using Equation F-14a or F-14b in appendix F to part 75 of this chapter and making the adjustments to 15 percent O₂, or by using the CO₂ readings directly to make the adjustments, as described in Method 20. If the option to use a CEMS is chosen, the CEMS shall be installed, certified, maintained and operated as follows:

(1) Each CEMS must be installed and certified according to PS 2 and 3 (for diluent) of 40 CFR part 60, appendix B, except the 7-day calibration drift is based on unit operating days, not calendar days. Appendix F, Procedure 1 is not required. The relative accuracy test audit (RATA) of the NO_x and diluent monitors may be performed individually or on a combined basis, *i.e.*, the relative accuracy tests of the CEMS may be performed either:

(i) On a ppm basis (for NO_x) and a percent O₂ basis for oxygen; or

(ii) On a ppm at 15 percent O₂ basis; or

(iii) On a ppm basis (for NO_x) and a percent CO₂ basis (for a CO₂ monitor that uses the procedures in Method 20 to correct the NO_x data to 15 percent O₂).

(2) As specified in §60.13(e)(2), during each full unit operating hour, each monitor must complete a minimum of one cycle of operation (sampling, analyzing, and data recording) for each 15-minute quadrant of the hour, to validate the hour. For partial unit operating hours, at least one valid data point must be obtained for each quadrant of the hour in which the unit operates. For unit operating hours in which required quality assurance and maintenance activities are performed on the CEMS, a minimum of two valid data points (one in each of two quadrants) are required to validate the hour.

(3) For purposes of identifying excess emissions, CEMS data must be reduced to hourly averages as specified in §60.13(h).

(i) For each unit operating hour in which a valid hourly average, as described in paragraph (b)(2) of this section, is obtained for both NO_x and diluent, the data acquisition and handling system must calculate and record the hourly NO_x emissions in the units of the applicable NO_x emission standard under §60.332(a), *i.e.*, percent NO_x by volume, dry basis, corrected to 15 percent O₂ and International Organization for Standardization (ISO) standard conditions (if required as given in §60.335(b)(1)). For any hour in which the hourly average O₂ concentration exceeds 19.0 percent O₂, a diluent cap value of 19.0 percent O₂ may be used in the emission calculations.

(ii) A worst case ISO correction factor may be calculated and applied using historical ambient data. For the purpose of this calculation, substitute the maximum humidity of ambient air (H_o), minimum ambient temperature (T_a), and minimum combustor inlet absolute pressure (P_o) into the ISO correction equation.

(iii) If the owner or operator has installed a NO_x CEMS to meet the requirements of part 75 of this chapter, and is continuing to meet the ongoing requirements of part 75 of this chapter, the CEMS may be used to meet the requirements of this section, except that the missing data substitution methodology provided for at 40 CFR part 75, subpart D, is not required for purposes of identifying excess emissions. Instead, periods of missing CEMS data are to be reported as monitor downtime in the excess emissions and monitoring performance report required in §60.7(c).

(c) For any turbine that commenced construction, reconstruction or modification after October 3, 1977, but before July 8, 2004, and which does not use steam or water injection to control NO_x emissions, the owner or operator may, but is not required to, for purposes of determining excess emissions, use a CEMS that meets the requirements of paragraph (b) of this section. Also, if the owner or operator has previously submitted and received EPA, State, or local permitting authority approval of a procedure for monitoring compliance with the applicable NO_x emission limit under §60.332, that approved procedure may continue to be used.

(d) The owner or operator of any new turbine constructed after July 8, 2004, and which uses water or steam injection to control NO_x emissions may elect to use either the requirements in paragraph (a) of this section for continuous water or steam to fuel ratio monitoring or may use a NO_x CEMS installed, certified, operated, maintained, and quality-assured as described in paragraph (b) of this section.

(e) The owner or operator of any new turbine that commences construction after July 8, 2004, and which does not use water or steam injection to control NO_x emissions, may, but is not required to, elect to use a NO_x CEMS installed, certified, operated, maintained, and quality-assured as described in paragraph (b) of this section. Other acceptable monitoring approaches include periodic testing approved by EPA or the State or local permitting authority or continuous parameter monitoring as described in paragraph (f) of this section.

(f) The owner or operator of a new turbine that commences construction after July 8, 2004, which does not use water or steam injection to control NO_x emissions may, but is not required to, perform continuous parameter monitoring as follows:

(1) For a diffusion flame turbine without add-on selective catalytic reduction controls (SCR), the owner or operator shall define at least four parameters indicative of the unit's NO_x formation characteristics and shall monitor these parameters continuously.

(2) For any lean premix stationary combustion turbine, the owner or operator shall continuously monitor the appropriate parameters to determine whether the unit is operating in low-NO_x mode.

(3) For any turbine that uses SCR to reduce NO_x emissions, the owner or operator shall continuously monitor appropriate parameters to verify the proper operation of the emission controls.

(4) For affected units that are also regulated under part 75 of this chapter, if the owner or operator elects to monitor NO_x emission rate using the methodology in appendix E to part 75 of this chapter, or the low mass emissions methodology in §75.19 of this chapter, the requirements of this paragraph (f) may be met by performing the parametric monitoring described in section 2.3 of appendix E or in §75.19(c)(1)(iv)(H) of this chapter.

(g) The steam or water to fuel ratio or other parameters that are continuously monitored as described in paragraphs (a), (d) or (f) of this section shall be monitored during the performance test required under §60.8, to establish acceptable values and ranges. The owner or operator may supplement the performance test data with engineering analyses, design specifications, manufacturer's recommendations and other relevant information to define the acceptable parametric ranges more precisely. The owner or operator shall develop and keep on-site a parameter monitoring plan which explains the procedures used to document proper operation of the NO_x emission controls. The plan shall include the parameter(s) monitored and the acceptable range(s) of the parameter(s) as well as the basis for designating the parameter(s) and acceptable range(s). Any supplemental data such as engineering analyses, design specifications, manufacturer's recommendations and other relevant information shall be included in the monitoring plan. For affected units that are also subject to part 75 of this chapter and that use the low mass emissions methodology in §75.19 of this chapter or the NO_x emission measurement methodology in appendix E to part 75, the owner or operator may meet the requirements of this paragraph by developing and keeping on-site (or at a central location for unmanned facilities) a quality-assurance plan, as described in §75.19 (e)(5) or in section 2.3 of appendix E and section 1.3.6 of appendix B to part 75 of this chapter.

(h) The owner or operator of any stationary gas turbine subject to the provisions of this subpart:

(1) Shall monitor the total sulfur content of the fuel being fired in the turbine, except as provided in paragraph (h)(3) of this section. The sulfur content of the fuel must be determined using total sulfur methods described in §60.335(b)(10). Alternatively, if the total sulfur content of the gaseous fuel during the most recent performance test was less than 0.4 weight percent (4000 ppmw), ASTM D4084-82, 94, D5504-01, D6228-98, or Gas Processors Association Standard 2377-86 (all of which are incorporated by reference-see §60.17), which measure the major sulfur compounds may be used; and

(2) Shall monitor the nitrogen content of the fuel combusted in the turbine, if the owner or operator claims an allowance for fuel bound nitrogen (*i.e.*, if an F-value greater than zero is being or will be used by the owner or operator to calculate STD in §60.332). The nitrogen content of the fuel shall be determined using methods described in §60.335(b)(9) or an approved alternative.

(3) Notwithstanding the provisions of paragraph (h)(1) of this section, the owner or operator may elect not to monitor the total sulfur content of the gaseous fuel combusted in the turbine, if the gaseous fuel is demonstrated to meet the definition of natural gas in §60.331(u), regardless of whether an existing custom schedule approved by the administrator for subpart GG requires such monitoring. The owner or operator shall use one of the following sources of information to make the required demonstration:

(i) The gas quality characteristics in a current, valid purchase contract, tariff sheet or transportation contract for the gaseous fuel, specifying that the maximum total sulfur content of the fuel is 20.0 grains/100 scf or less; or

(ii) Representative fuel sampling data which show that the sulfur content of the gaseous fuel does not exceed 20 grains/100 scf. At a minimum, the amount of fuel sampling data specified in section 2.3.1.4 or 2.3.2.4 of appendix D to part 75 of this chapter is required.

(4) For any turbine that commenced construction, reconstruction or modification after October 3, 1977, but before July 8, 2004, and for which a custom fuel monitoring schedule has previously been approved, the owner or operator may, without submitting a special petition to the Administrator, continue monitoring on this schedule.

(i) The frequency of determining the sulfur and nitrogen content of the fuel shall be as follows:

(1) *Fuel oil.* For fuel oil, use one of the total sulfur sampling options and the associated sampling frequency described in sections 2.2.3, 2.2.4.1, 2.2.4.2, and 2.2.4.3 of appendix D to part 75 of this chapter (*i.e.*, flow proportional sampling, daily sampling, sampling from the unit's storage tank after each addition of fuel to the tank, or sampling each delivery prior to combining it with fuel oil already in the intended storage tank). If an emission allowance is being claimed for fuel-bound nitrogen, the nitrogen content of the oil shall be determined and recorded once per unit operating day.

(2) *Gaseous fuel.* Any applicable nitrogen content value of the gaseous fuel shall be determined and recorded once per unit operating day. For owners and operators that elect not to demonstrate sulfur content using options in paragraph (h)(3) of this section, and for which the fuel is supplied without intermediate bulk storage, the sulfur content value of the gaseous fuel shall be determined and recorded once per unit operating day.

(3) *Custom schedules.* Notwithstanding the requirements of paragraph (i)(2) of this section, operators or fuel vendors may develop custom schedules for determination of the total sulfur content of gaseous fuels, based on the design and operation of the affected facility and the characteristics of the fuel supply. Except as provided in paragraphs (i)(3)(i) and (i)(3)(ii) of this section, custom schedules shall be substantiated with data and shall be approved by the Administrator before they can be used to comply with the standard in §60.333.

(i) The two custom sulfur monitoring schedules set forth in paragraphs (i)(3)(i)(A) through (D) and in paragraph (i)(3)(ii) of this section are acceptable, without prior Administrative approval:

(A) The owner or operator shall obtain daily total sulfur content measurements for 30 consecutive unit operating days, using the applicable methods specified in this subpart. Based on the results of the 30 daily samples, the required frequency for subsequent monitoring of the fuel's total sulfur content shall be as specified in paragraph (i)(3)(i)(B), (C), or (D) of this section, as applicable.

(B) If none of the 30 daily measurements of the fuel's total sulfur content exceeds 0.4 weight percent (4000 ppmw), subsequent sulfur content monitoring may be performed at 12 month intervals. If any of the samples taken at 12-month intervals has a total sulfur content between 0.4 and 0.8 weight percent (4000 and 8000 ppmw), follow the procedures in paragraph (i)(3)(i)(C) of this section. If any measurement exceeds 0.8 weight percent (8000 ppmw), follow the procedures in paragraph (i)(3)(i)(D) of this section.

(C) If at least one of the 30 daily measurements of the fuel's total sulfur content is between 0.4 and 0.8 weight percent (4000 and 8000 ppmw), but none exceeds 0.8 weight percent (8000 ppmw), then:

(1) Collect and analyze a sample every 30 days for three months. If any sulfur content measurement exceeds 0.8 weight percent (8000 ppmw), follow the procedures in paragraph (i)(3)(i)(D) of this section. Otherwise, follow the procedures in paragraph (i)(3)(i)(C)(2) of this section.

(2) Begin monitoring at 6-month intervals for 12 months. If any sulfur content measurement exceeds 0.8 weight percent (8000 ppmw), follow the procedures in paragraph (i)(3)(i)(D) of this section. Otherwise, follow the procedures in paragraph (i)(3)(i)(C)(3) of this section.

(3) Begin monitoring at 12-month intervals. If any sulfur content measurement exceeds 0.8 weight percent (8000 ppmw), follow the procedures in paragraph (i)(3)(i)(D) of this section. Otherwise, continue to monitor at this frequency.

(D) If a sulfur content measurement exceeds 0.8 weight percent (8000 ppmw), immediately begin daily monitoring according to paragraph (i)(3)(i)(A) of this section. Daily monitoring shall continue until 30 consecutive daily samples, each having a sulfur content no greater than 0.8 weight percent (8000 ppmw), are obtained. At that point, the applicable procedures of paragraph (i)(3)(i)(B) or (C) of this section shall be followed.

(ii) The owner or operator may use the data collected from the 720-hour sulfur sampling demonstration described in section 2.3.6 of appendix D to part 75 of this chapter to determine a custom sulfur sampling schedule, as follows:

(A) If the maximum fuel sulfur content obtained from the 720 hourly samples does not exceed 20 grains/100 scf (*i.e.*, the maximum total sulfur content of natural gas as defined in §60.331(u)), no additional monitoring of the sulfur content of the gas is required, for the purposes of this subpart.

(B) If the maximum fuel sulfur content obtained from any of the 720 hourly samples exceeds 20 grains/100 scf, but none of the sulfur content values (when converted to weight percent sulfur) exceeds 0.4 weight percent (4000 ppmw), then the minimum required sampling frequency shall be one sample at 12 month intervals.

(C) If any sample result exceeds 0.4 weight percent sulfur (4000 ppmw), but none exceeds 0.8 weight percent sulfur (8000 ppmw), follow the provisions of paragraph (i)(3)(i)(C) of this section.

(D) If the sulfur content of any of the 720 hourly samples exceeds 0.8 weight percent (8000 ppmw), follow the provisions of paragraph (i)(3)(i)(D) of this section.

(j) For each affected unit that elects to continuously monitor parameters or emissions, or to periodically determine the fuel sulfur content or fuel nitrogen content under this subpart, the owner or operator shall submit reports of excess emissions and monitor downtime, in accordance with §60.7(c). Excess emissions shall be reported for all periods of unit operation, including startup, shutdown and malfunction. For the purpose of reports required under §60.7(c), periods of excess emissions and monitor downtime that shall be reported are defined as follows:

(1) Nitrogen oxides.

(i) For turbines using water or steam to fuel ratio monitoring:

(A) An excess emission shall be any unit operating hour for which the average steam or water to fuel ratio, as measured by the continuous monitoring system, falls below the acceptable steam or water to fuel ratio needed to demonstrate compliance with §60.332, as established during the performance test required in §60.8. Any unit operating hour in which no water or steam is injected into the turbine shall also be considered an excess emission.

(B) A period of monitor downtime shall be any unit operating hour in which water or steam is injected into the turbine, but the essential parametric data needed to determine the steam or water to fuel ratio are unavailable or invalid.

(C) Each report shall include the average steam or water to fuel ratio, average fuel consumption, ambient conditions (temperature, pressure, and humidity), gas turbine load, and (if applicable) the nitrogen content of the fuel during each excess emission. You do not have to report ambient conditions if you opt to use the worst case ISO

correction factor as specified in §60.334(b)(3)(ii), or if you are not using the ISO correction equation under the provisions of §60.335(b)(1).

(ii) If the owner or operator elects to take an emission allowance for fuel bound nitrogen, then excess emissions and periods of monitor downtime are as described in paragraphs (j)(1)(ii)(A) and (B) of this section.

(A) An excess emission shall be the period of time during which the fuel-bound nitrogen (N) is greater than the value measured during the performance test required in §60.8 and used to determine the allowance. The excess emission begins on the date and hour of the sample which shows that N is greater than the performance test value, and ends with the date and hour of a subsequent sample which shows a fuel nitrogen content less than or equal to the performance test value.

(B) A period of monitor downtime begins when a required sample is not taken by its due date. A period of monitor downtime also begins on the date and hour that a required sample is taken, if invalid results are obtained. The period of monitor downtime ends on the date and hour of the next valid sample.

(iii) For turbines using NO_x and diluent CEMS:

(A) An hour of excess emissions shall be any unit operating hour in which the 4-hour rolling average NO_x concentration exceeds the applicable emission limit in §60.332(a)(1) or (2). For the purposes of this subpart, a “4-hour rolling average NO_x concentration” is the arithmetic average of the average NO_x concentration measured by the CEMS for a given hour (corrected to 15 percent O₂ and, if required under §60.335(b)(1), to ISO standard conditions) and the three unit operating hour average NO_x concentrations immediately preceding that unit operating hour.

(B) A period of monitor downtime shall be any unit operating hour in which sufficient data are not obtained to validate the hour, for either NO_x concentration or diluent (or both).

(C) Each report shall include the ambient conditions (temperature, pressure, and humidity) at the time of the excess emission period and (if the owner or operator has claimed an emission allowance for fuel bound nitrogen) the nitrogen content of the fuel during the period of excess emissions. You do not have to report ambient conditions if you opt to use the worst case ISO correction factor as specified in §60.334(b)(3)(ii), or if you are not using the ISO correction equation under the provisions of §60.335(b)(1).

(iv) For owners or operators that elect, under paragraph (f) of this section, to monitor combustion parameters or parameters that document proper operation of the NO_x emission controls:

(A) An excess emission shall be a 4-hour rolling unit operating hour average in which any monitored parameter does not achieve the target value or is outside the acceptable range defined in the parameter monitoring plan for the unit.

(B) A period of monitor downtime shall be a unit operating hour in which any of the required parametric data are either not recorded or are invalid.

(2) Sulfur dioxide. If the owner or operator is required to monitor the sulfur content of the fuel under paragraph (h) of this section:

(i) For samples of gaseous fuel and for oil samples obtained using daily sampling, flow proportional sampling, or sampling from the unit's storage tank, an excess emission occurs each unit operating hour included in the period beginning on the date and hour of any sample for which the sulfur content of the fuel being fired in the gas turbine exceeds 0.8 weight percent and ending on the date and hour that a subsequent sample is taken that demonstrates compliance with the sulfur limit.

(ii) If the option to sample each delivery of fuel oil has been selected, the owner or operator shall immediately switch to one of the other oil sampling options (*i.e.*, daily sampling, flow proportional sampling, or sampling from the unit's storage tank) if the sulfur content of a delivery exceeds 0.8 weight percent. The owner or operator shall continue to use one of the other sampling options until all of the oil from the delivery has been combusted, and shall evaluate excess emissions according to paragraph (j)(2)(i) of this section. When all of the fuel from the delivery has been burned, the owner or operator may resume using the as-delivered sampling option.

(iii) A period of monitor downtime begins when a required sample is not taken by its due date. A period of monitor downtime also begins on the date and hour of a required sample, if invalid results are obtained. The period of monitor downtime shall include only unit operating hours, and ends on the date and hour of the next valid sample.

(3) *Ice fog.* Each period during which an exemption provided in §60.332(f) is in effect shall be reported in writing to the Administrator quarterly. For each period the ambient conditions existing during the period, the date and time the air pollution control system was deactivated, and the date and time the air pollution control system was reactivated shall be reported. All quarterly reports shall be postmarked by the 30th day following the end of each calendar quarter.

(4) *Emergency fuel.* Each period during which an exemption provided in §60.332(k) is in effect shall be included in the report required in §60.7(c). For each period, the type, reasons, and duration of the firing of the emergency fuel shall be reported.

(5) All reports required under §60.7(c) shall be postmarked by the 30th day following the end of each 6-month period.

[44 FR 52798, Sept. 10, 1979, as amended at 47 FR 3770, Jan. 27, 1982; 65 FR 61759, Oct. 17, 2000; 69 FR 41360, July 8, 2004; 71 FR 9457, Feb. 24, 2006]

 [Back to Top](#)

§60.335 Test methods and procedures.

(a) The owner or operator shall conduct the performance tests required in §60.8, using either

(1) EPA Method 20,

(2) ASTM D6522-00 (incorporated by reference, see §60.17), or

(3) EPA Method 7E and either EPA Method 3 or 3A in appendix A to this part, to determine NO_x and diluent concentration.

(4) Sampling traverse points are to be selected following Method 20 or Method 1, (non-particulate procedures) and sampled for equal time intervals. The sampling shall be performed with a traversing single-hole probe or, if feasible, with a stationary multi-hole probe that samples each of the points sequentially. Alternatively, a multi-hole probe designed and documented to sample equal volumes from each hole may be used to sample simultaneously at the required points.

(5) Notwithstanding paragraph (a)(4) of this section, the owner or operator may test at few points than are specified in Method 1 or Method 20 if the following conditions are met:

(i) You may perform a stratification test for NO_x and diluent pursuant to

(A) [Reserved]

(B) The procedures specified in section 6.5.6.1(a) through (e) appendix A to part 75 of this chapter.

(ii) Once the stratification sampling is completed, the owner or operator may use the following alternative sample point selection criteria for the performance test:

(A) If each of the individual traverse point NO_x concentrations, normalized to 15 percent O₂, is within 10 percent of the mean normalized concentration for all traverse points, then you may use 3 points (located either 16.7, 50.0, and 83.3 percent of the way across the stack or duct, or, for circular stacks or ducts greater than 2.4 meters (7.8 feet) in diameter, at 0.4, 1.2, and 2.0 meters from the wall). The 3 points shall be located along the measurement line that exhibited the highest average normalized NO_x concentration during the stratification test; or

(B) If each of the individual traverse point NO_x concentrations, normalized to 15 percent O₂, is within 5 percent of the mean normalized concentration for all traverse points, then you may sample at a single point, located at least 1 meter from the stack wall or at the stack centroid.

(6) Other acceptable alternative reference methods and procedures are given in paragraph (c) of this section.

(b) The owner or operator shall determine compliance with the applicable nitrogen oxides emission limitation in §60.332 and shall meet the performance test requirements of §60.8 as follows:

(1) For each run of the performance test, the mean nitrogen oxides emission concentration (NO_{xo}) corrected to 15 percent O₂ shall be corrected to ISO standard conditions using the following equation. Notwithstanding this requirement, use of the ISO correction equation is optional for: Lean premix stationary combustion turbines; units used in association with heat recovery steam generators (HRSG) equipped with duct burners; and units equipped with add-on emission control devices:

$$NO_x = (NO_{xo})(P_r/P_o)^{0.5} e^{19(H_o - 0.00633)} (288^\circ K/T_a)^{1.53}$$

Where:

NO_x = emission concentration of NO_x at 15 percent O₂ and ISO standard ambient conditions, ppm by volume, dry basis,

NO_{xo} = mean observed NO_x concentration, ppm by volume, dry basis, at 15 percent O₂,

P_r = reference combustor inlet absolute pressure at 101.3 kilopascals ambient pressure. Alternatively, you may use 760 mm Hg (29.92 in Hg),

P_o = observed combustor inlet absolute pressure at test, mm Hg. Alternatively, you may use the barometric pressure for the date of the test,

H_o = observed humidity of ambient air, g H₂O/g air,

e = transcendental constant, 2.718, and

T_a = ambient temperature, °K.

(2) The 3-run performance test required by §60.8 must be performed within 5 percent at 30, 50, 75, and 90-to-100 percent of peak load or at four evenly-spaced load points in the normal operating range of the gas turbine, including the minimum point in the operating range and 90-to-100 percent of peak load, or at the highest achievable load point if 90-to-100 percent of peak load cannot be physically achieved in practice. If the turbine combusts both oil and gas as primary or backup fuels, separate performance testing is required for each fuel. Notwithstanding these requirements, performance testing is not required for any emergency fuel (as defined in §60.331).

(3) For a combined cycle turbine system with supplemental heat (duct burner), the owner or operator may elect to measure the turbine NO_x emissions after the duct burner rather than directly after the turbine. If the owner or

operator elects to use this alternative sampling location, the applicable NO_x emission limit in §60.332 for the combustion turbine must still be met.

(4) If water or steam injection is used to control NO_x with no additional post-combustion NO_x control and the owner or operator chooses to monitor the steam or water to fuel ratio in accordance with §60.334(a), then that monitoring system must be operated concurrently with each EPA Method 20, ASTM D6522-00 (incorporated by reference, see §60.17), or EPA Method 7E run and shall be used to determine the fuel consumption and the steam or water to fuel ratio necessary to comply with the applicable §60.332 NO_x emission limit.

(5) If the owner operator elects to claim an emission allowance for fuel bound nitrogen as described in §60.332, then concurrently with each reference method run, a representative sample of the fuel used shall be collected and analyzed, following the applicable procedures described in §60.335(b)(9). These data shall be used to determine the maximum fuel nitrogen content for which the established water (or steam) to fuel ratio will be valid.

(6) If the owner or operator elects to install a CEMS, the performance evaluation of the CEMS may either be conducted separately (as described in paragraph (b)(7) of this section) or as part of the initial performance test of the affected unit.

(7) If the owner or operator elects to install and certify a NO_x CEMS under §60.334(e), then the initial performance test required under §60.8 may be done in the following alternative manner:

(i) Perform a minimum of 9 reference method runs, with a minimum time per run of 21 minutes, at a single load level, between 90 and 100 percent of peak (or the highest physically achievable) load.

(ii) Use the test data both to demonstrate compliance with the applicable NO_x emission limit under §60.332 and to provide the required reference method data for the RATA of the CEMS described under §60.334(b).

(iii) The requirement to test at three additional load levels is waived.

(8) If the owner or operator elects under §60.334(f) to monitor combustion parameters or parameters indicative of proper operation of NO_x emission controls, the appropriate parameters shall be continuously monitored and recorded during each run of the initial performance test, to establish acceptable operating ranges, for purposes of the parameter monitoring plan for the affected unit, as specified in §60.334(g).

(9) To determine the fuel bound nitrogen content of fuel being fired (if an emission allowance is claimed for fuel bound nitrogen), the owner or operator may use equipment and procedures meeting the requirements of:

(i) For liquid fuels, ASTM D2597-94 (Reapproved 1999), D6366-99, D4629-02, D5762-02 (all of which are incorporated by reference, *see* §60.17); or

(ii) For gaseous fuels, shall use analytical methods and procedures that are accurate to within 5 percent of the instrument range and are approved by the Administrator.

(10) If the owner or operator is required under §60.334(i)(1) or (3) to periodically determine the sulfur content of the fuel combusted in the turbine, a minimum of three fuel samples shall be collected during the performance test. Analyze the samples for the total sulfur content of the fuel using:

(i) For liquid fuels, ASTM D129-00, D2622-98, D4294-02, D1266-98, D5453-00 or D1552-01 (all of which are incorporated by reference, *see* §60.17); or

(ii) For gaseous fuels, ASTM D1072-80, 90 (Reapproved 1994); D3246-81, 92, 96; D4468-85 (Reapproved 2000); or D6667-01 (all of which are incorporated by reference, *see* §60.17). The applicable ranges of some ASTM methods mentioned above are not adequate to measure the levels of sulfur in some fuel gases. Dilution of samples

before analysis (with verification of the dilution ratio) may be used, subject to the prior approval of the Administrator.

(11) The fuel analyses required under paragraphs (b)(9) and (b)(10) of this section may be performed by the owner or operator, a service contractor retained by the owner or operator, the fuel vendor, or any other qualified agency.

(c) The owner or operator may use the following as alternatives to the reference methods and procedures specified in this section:


(1) Instead of using the equation in paragraph (b)(1) of this section, manufacturers may develop ambient condition correction factors to adjust the nitrogen oxides emission level measured by the performance test as provided in §60.8 to ISO standard day conditions.

[69 FR 41363, July 8, 2004, as amended at 71 FR 9458, Feb. 24, 2006; 79 FR 11250, Feb. 27, 2014]

Appendix C

ADEQ Continuous Emission Monitoring

Arkansas Department of Environmental Quality



CONTINUOUS EMISSION MONITORING SYSTEMS CONDITIONS

Revised September 2013

PREAMBLE

These conditions are intended to outline the requirements for facilities required to operate Continuous Emission Monitoring Systems/Continuous Opacity Monitoring Systems (CEMS/COMS). Generally there are three types of sources required to operate CEMS/COMS:

1. CEMS/COMS required by 40 CFR Part 60 or 63,
2. CEMS required by 40 CFR Part 75,
3. CEMS/COMS required by ADEQ permit for reasons other than Part 60, 63 or 75.

These CEMS/COMS conditions are not intended to supercede Part 60, 63 or 75 requirements.

- Only CEMS/COMS in the third category (those required by ADEQ permit for reasons other than Part 60, 63, or 75) shall comply with SECTION II, MONITORING REQUIREMENTS and SECTION IV, QUALITY ASSURANCE/QUALITY CONTROL.
- All CEMS/COMS shall comply with Section III, NOTIFICATION AND RECORDKEEPING.

SECTION I

DEFINITIONS

Continuous Emission Monitoring System (CEMS) - The total equipment required for the determination of a gas concentration and/or emission rate so as to include sampling, analysis and recording of emission data.

Continuous Opacity Monitoring System (COMS) - The total equipment required for the determination of opacity as to include sampling, analysis and recording of emission data.

Calibration Drift (CD) - The difference in the CEMS output reading from the established reference value after a stated period of operation during which no unscheduled maintenance, repair, or adjustments took place.

Back-up CEMS (Secondary CEMS) - A CEMS with the ability to sample, analyze and record stack pollutant to determine gas concentration and/or emission rate. This CEMS is to serve as a back-up to the primary CEMS to minimize monitor downtime.

Excess Emissions - Any period in which the emissions exceed the permit limits.

Monitor Downtime - Any period during which the CEMS/COMS is unable to sample, analyze and record a minimum of four evenly spaced data points over an hour, except during one daily zero-span check during which two data points per hour are sufficient.

Out-of-Control Period - Begins with the time corresponding to the completion of the fifth, consecutive, daily CD check with a CD in excess of two times the allowable limit, or the time corresponding to the completion of the daily CD check preceding the daily CD check that results in a CD in excess of four times the allowable limit and the time corresponding to the completion of the sampling for the Relative Accuracy Test Audit (RATA), Relative Accuracy Audit (RAA), or Cylinder Gas Audit (CGA) which exceeds the limits outlined in Section IV. Out-of-Control Period ends with the time corresponding to the completion of the CD check following corrective action with the results being within the allowable CD limit or the completion of the sampling of the subsequent successful RATA, RAA, or CGA.

Primary CEMS - The main reporting CEMS with the ability to sample, analyze, and record stack pollutant to determine gas concentration and/or emission rate.

Relative Accuracy (RA) - The absolute mean difference between the gas concentration or emission rate determined by the CEMS and the value determined by the reference method plus the 2.5 percent error confidence coefficient of a series of tests divided by the mean of the reference method tests of the applicable emission limit.

Span Value – The upper limit of a gas concentration measurement range.

SECTION II

MONITORING REQUIREMENTS

** Only CEMS/COMS required by ADEQ permit for reasons other than Part 60, 63 or 75 shall comply with this section.

- A. For new sources, the installation date for the CEMS/COMS shall be no later than thirty (30) days from the date of start-up of the source.
- B. For existing sources, the installation date for the CEMS/COMS shall be no later than sixty (60) days from the issuance of the permit unless the permit requires a specific date.
- C. Within sixty (60) days of installation of a CEMS/COMS, a performance specification test (PST) must be completed. PST's are defined in 40 CFR, Part 60, Appendix B, PS 1-9. The Department may accept alternate PST's for pollutants not covered by Appendix B on a case-by-case basis. Alternate PST's shall be approved, in writing, by the ADEQ CEM Coordinator prior to testing.
- D. Each CEMS/COMS shall have, as a minimum, a daily zero-span check. The zero-span shall be adjusted whenever the 24-hour zero or 24-hour span drift exceeds two times the limits in the applicable performance specification in 40 CFR, Part 60, Appendix B. Before any adjustments are made to either the zero or span drifts measured at the 24-hour interval, the excess zero and span drifts measured must be quantified and recorded.
- E. All CEMS/COMS shall be in continuous operation and shall meet minimum frequency of operation requirements of 95% up-time for each quarter for each pollutant measured. Percent of monitor down-time is calculated by dividing the total minutes the monitor is not in operation by the total time in the calendar quarter and multiplying by one hundred. Failure to maintain operation time shall constitute a violation of the CEMS conditions.
- F. Percent of excess emissions are calculated by dividing the total minutes of excess emissions by the total time the source operated and multiplying by one hundred. Failure to maintain compliance may constitute a violation of the CEMS conditions.
- G. All CEMS measuring emissions shall complete a minimum of one cycle of operation (sampling, analyzing, and data recording) for each successive fifteen minute period unless more cycles are required by the permit. For each CEMS, one-hour averages shall be computed from four or more data points equally spaced over each one hour period unless more data points are required by the permit.
- H. All COMS shall complete a minimum of one cycle of sampling and analyzing for each successive 10-second period and one cycle of data recording for each successive 6-minute period.
- I. When the pollutant from a single affected facility is released through more than one point, a CEMS/COMS shall be installed on each point unless installation of fewer systems is approved, in writing, by the ADEQ

CEM Coordinator. When more than one CEM/COM is used to monitor emissions from one affected facility the owner or operator shall report the results as required from each CEMS/COMS.

SECTION III

NOTIFICATION AND RECORD KEEPING

** All CEMS/COMS shall comply with this section.

- A. When requested to do so by an owner or operator, the ADEQ CEM Coordinator will review plans for installation or modification for the purpose of providing technical advice to the owner or operator.
- B. Each facility which operates a CEMS/COMS shall notify the ADEQ CEM Coordinator of the date for which the demonstration of the CEMS/COMS performance will commence (i.e. PST, RATA, RAA, CGA). Notification shall be received in writing no less than 15 business days prior to testing. Performance test results shall be submitted to the Department within thirty days after completion of testing.
- C. Each facility which operates a CEMS/COMS shall maintain records of the occurrence and duration of start up/shut down, cleaning/soot blowing, process problems, fuel problems, or other malfunction in the operation of the affected facility which causes excess emissions. This includes any malfunction of the air pollution control equipment or any period during which a continuous monitoring device/system is inoperative.
- D. Each facility required to install a CEMS/COMS shall submit an excess emission and monitoring system performance report to the Department (Attention: Air Division, CEM Coordinator) at least quarterly, unless more frequent submittals are warranted to assess the compliance status of the facility. Quarterly reports shall be postmarked no later than the 30th day of the month following the end of each calendar quarter.
- E. All excess emissions shall be reported in terms of the applicable standard. Each report shall be submitted on ADEQ Quarterly Excess Emission Report Forms. Alternate forms may be used with prior written approval from the Department.
- F. Each facility which operates a CEMS/COMS must maintain on site a file of CEMS/COMS data including all raw data, corrected and adjusted, repair logs, calibration checks, adjustments, and test audits. This file must be retained for a period of at least five years, and is required to be maintained in such a condition that it can easily be audited by an inspector.
- G. Quarterly reports shall be used by the Department to determine compliance with the permit.

SECTION IV

QUALITY ASSURANCE/QUALITY CONTROL

** Only CEMS/COMS required by ADEQ permit for reasons other than Part 60, 63 or 75 shall comply with this section.

- A. For each CEMS/COMS a Quality Assurance/Quality Control (QA/QC) plan shall be submitted to the Department (Attn.: Air Division, CEM Coordinator). CEMS quality assurance procedures are defined in 40 CFR, Part 60, Appendix F. This plan shall be submitted within 180 days of the CEMS/COMS installation. A QA/QC plan shall consist of procedure and practices which assures acceptable level of monitor data accuracy, precision, representativeness, and availability.
- B. The submitted QA/QC plan for each CEMS/COMS shall not be considered as accepted until the facility receives a written notification of acceptance from the Department.
- C. Facilities responsible for one, or more, CEMS/COMS used for compliance monitoring shall meet these minimum requirements and are encouraged to develop and implement a more extensive QA/QC program, or to continue such programs where they already exist. Each QA/QC program must include written procedures which should describe in detail, complete, step-by-step procedures and operations for each of the following activities:
 - 1. Calibration of CEMS/COMS
 - a. Daily calibrations (including the approximate time(s) that the daily zero and span drifts will be checked and the time required to perform these checks and return to stable operation)
 - 2. Calibration drift determination and adjustment of CEMS/COMS
 - a. Out-of-control period determination
 - b. Steps of corrective action
 - 3. Preventive maintenance of CEMS/COMS
 - a. CEMS/COMS information
 - 1) Manufacture
 - 2) Model number
 - 3) Serial number
 - b. Scheduled activities (check list)
 - c. Spare part inventory
 - 4. Data recording, calculations, and reporting
 - 5. Accuracy audit procedures including sampling and analysis methods
 - 6. Program of corrective action for malfunctioning CEMS/COMS
- D. A Relative Accuracy Test Audit (RATA), shall be conducted at least once every four calendar quarters. A Relative Accuracy Audit (RAA), or a Cylinder Gas Audit (CGA), may be conducted in the other three

quarters but in no more than three quarters in succession. The RATA should be conducted in accordance with the applicable test procedure in 40 CFR Part 60 Appendix A and calculated in accordance with the applicable performance specification in 40 CFR Part 60 Appendix B. CGA's and RAA's should be conducted and the data calculated in accordance with the procedures outlined on 40 CFR Part 60 Appendix F.

If alternative testing procedures or methods of calculation are to be used in the RATA, RAA or CGA audits prior authorization must be obtained from the ADEQ CEM Coordinator.

E. Criteria for excessive audit inaccuracy.

RATA

All Pollutants except Carbon Monoxide	> 20% Relative Accuracy
Carbon Monoxide	> 10% Relative Accuracy
All Pollutants except Carbon Monoxide	> 10% of the Applicable Standard
Carbon Monoxide	> 5% of the Applicable Standard
Diluent (O ₂ & CO ₂)	> 1.0 % O ₂ or CO ₂
Flow	> 20% Relative Accuracy

CGA

Pollutant	> 15% of average audit value or 5 ppm difference
Diluent (O ₂ & CO ₂)	> 15% of average audit value or 5 ppm difference

RAA

Pollutant	> 15% of the three run average or > 7.5 % of the applicable standard
Diluent (O ₂ & CO ₂)	> 15% of the three run average or > 7.5 % of the applicable standard

- F. If either the zero or span drift results exceed two times the applicable drift specification in 40 CFR, Part 60, Appendix B for five consecutive, daily periods, the CEMS is out-of-control. If either the zero or span drift results exceed four times the applicable drift specification in Appendix B during a calibration drift check, the CEMS is out-of-control. If the CEMS exceeds the audit inaccuracies listed above, the CEMS is out-of-control. If a CEMS is out-of-control, the data from that out-of-control period is not counted towards meeting the minimum data availability as required and described in the applicable subpart. The end of the out-of-control period is the time corresponding to the completion of the successful daily zero or span drift or completion of the successful CGA, RAA or RATA.
- G. A back-up monitor may be placed on an emission source to minimize monitor downtime. This back-up CEMS is subject to the same QA/QC procedure and practices as the primary CEMS. The back-up CEMS shall be certified by a PST. Daily zero-span checks must be performed and recorded in accordance with standard practices. When the primary CEMS goes down, the back-up CEMS may then be engaged to sample, analyze and record the emission source pollutant until repairs are made and the primary unit is placed back in service. Records must be maintained on site when the back-up CEMS is placed in service, these records shall include at a minimum the reason the primary CEMS is out of service, the date and time the primary CEMS was out of service and the date and time the primary CEMS was placed back in service.

Appendix D
Acid Rain Permit



Acid Rain Permit Application

For more information, see instructions and 40 CFR 72.30 and 72.31.

This submission is: ☐ New ☐ Revised ☒ for ARP permit renewal

STEP 1

Identify the facility name, State, and plant (ORIS) code.

Oswald Generating Station Facility (Source) Name	AR State	55221 Plant Code
--	--------------------	----------------------------

STEP 2

Enter the unit ID# for every affected unit at the affected source in column "a."

a	b
Unit ID#	Unit Will Hold Allowances in Accordance with 40 CFR 72.9(c)(1)
G1	Yes
G2	Yes
G3	Yes
G4	Yes
G5	Yes
G6	Yes
G7	Yes
	Yes
	Yes
	Yes
	Yes
	Yes
	Yes
	Yes
	Yes
	Yes
	Yes
	Yes

Oswald Generating Station

Facility (Source) Name (from STEP 1)

Permit Requirements**STEP 3**

Read the standard requirements.

(1) The designated representative of each affected source and each affected unit at the source shall:

- (i) Submit a complete Acid Rain permit application (including a compliance plan) under 40 CFR part 72 in accordance with the deadlines specified in 40 CFR 72.30; and
- (ii) Submit in a timely manner any supplemental information that the permitting authority determines is necessary in order to review an Acid Rain permit application and issue or deny an Acid Rain permit;

(2) The owners and operators of each affected source and each affected unit at the source shall:

- (i) Operate the unit in compliance with a complete Acid Rain permit application or a superseding Acid Rain permit issued by the permitting authority; and
- (ii) Have an Acid Rain Permit.

Monitoring Requirements

(1) The owners and operators and, to the extent applicable, designated representative of each affected source and each affected unit at the source shall comply with the monitoring requirements as provided in 40 CFR part 75.

(2) The emissions measurements recorded and reported in accordance with 40 CFR part 75 shall be used to determine compliance by the source or unit, as appropriate, with the Acid Rain emissions limitations and emissions reduction requirements for sulfur dioxide and nitrogen oxides under the Acid Rain Program.

(3) The requirements of 40 CFR part 75 shall not affect the responsibility of the owners and operators to monitor emissions of other pollutants or other emissions characteristics at the unit under other applicable requirements of the Act and other provisions of the operating permit for the source.

Sulfur Dioxide Requirements

(1) The owners and operators of each source and each affected unit at the source shall:

- (i) Hold allowances, as of the allowance transfer deadline, in the source's compliance account (after deductions under 40 CFR 73.34(c)), not less than the total annual emissions of sulfur dioxide for the previous calendar year from the affected units at the source; and
- (ii) Comply with the applicable Acid Rain emissions limitations for sulfur dioxide.

(2) Each ton of sulfur dioxide emitted in excess of the Acid Rain emissions limitations for sulfur dioxide shall constitute a separate violation of the Act.

(3) An affected unit shall be subject to the requirements under paragraph (1) of the sulfur dioxide requirements as follows:

- (i) Starting January 1, 2000, an affected unit under 40 CFR 72.6(a)(2); or
- (ii) Starting on the later of January 1, 2000 or the deadline for monitor certification under 40 CFR part 75, an affected unit under 40 CFR 72.6(a)(3).

Oswald Generating Station Facility (Source) Name (from STEP 1)
--

Sulfur Dioxide Requirements, Cont'd.

STEP 3, Cont'd.

(4) Allowances shall be held in, deducted from, or transferred among Allowance Tracking System accounts in accordance with the Acid Rain Program.

(5) An allowance shall not be deducted in order to comply with the requirements under paragraph (1) of the sulfur dioxide requirements prior to the calendar year for which the allowance was allocated.

(6) An allowance allocated by the Administrator under the Acid Rain Program is a limited authorization to emit sulfur dioxide in accordance with the Acid Rain Program. No provision of the Acid Rain Program, the Acid Rain permit application, the Acid Rain permit, or an exemption under 40 CFR 72.7 or 72.8 and no provision of law shall be construed to limit the authority of the United States to terminate or limit such authorization.

(7) An allowance allocated by the Administrator under the Acid Rain Program does not constitute a property right.

Nitrogen Oxides Requirements

The owners and operators of the source and each affected unit at the source shall comply with the applicable Acid Rain emissions limitation for nitrogen oxides.

Excess Emissions Requirements

(1) The designated representative of an affected source that has excess emissions in any calendar year shall submit a proposed offset plan, as required under 40 CFR part 77.

(2) The owners and operators of an affected source that has excess emissions in any calendar year shall:

- (i) Pay without demand the penalty required, and pay upon demand the interest on that penalty, as required by 40 CFR part 77; and
- (ii) Comply with the terms of an approved offset plan, as required by 40 CFR part 77.

Recordkeeping and Reporting Requirements

(1) Unless otherwise provided, the owners and operators of the source and each affected unit at the source shall keep on site at the source each of the following documents for a period of 5 years from the date the document is created. This period may be extended for cause, at any time prior to the end of 5 years, in writing by the Administrator or permitting authority:

- (i) The certificate of representation for the designated representative for the source and each affected unit at the source and all documents that demonstrate the truth of the statements in the certificate of representation, in accordance with 40 CFR 72.24; provided that the certificate and documents shall be retained on site at the source beyond such 5-year period until such documents are superseded because of the

Oswald Generating Station

Facility (Source) Name (from STEP 1)

submission of a new certificate of representation changing the designated representative;

STEP 3, Cont'd.**Recordkeeping and Reporting Requirements, Cont'd.**

- (ii) All emissions monitoring information, in accordance with 40 CFR part 75, provided that to the extent that 40 CFR part 75 provides for a 3-year period for recordkeeping, the 3-year period shall apply.
 - (iii) Copies of all reports, compliance certifications, and other submissions and all records made or required under the Acid Rain Program; and,
 - (iv) Copies of all documents used to complete an Acid Rain permit application and any other submission under the Acid Rain Program or to demonstrate compliance with the requirements of the Acid Rain Program.
- (2) The designated representative of an affected source and each affected unit at the source shall submit the reports and compliance certifications required under the Acid Rain Program, including those under 40 CFR part 72 subpart I and 40 CFR part 75.

Liability

- (1) Any person who knowingly violates any requirement or prohibition of the Acid Rain Program, a complete Acid Rain permit application, an Acid Rain permit, or an exemption under 40 CFR 72.7 or 72.8, including any requirement for the payment of any penalty owed to the United States, shall be subject to enforcement pursuant to section 113(c) of the Act.
- (2) Any person who knowingly makes a false, material statement in any record, submission, or report under the Acid Rain Program shall be subject to criminal enforcement pursuant to section 113(c) of the Act and 18 U.S.C. 1001.
- (3) No permit revision shall excuse any violation of the requirements of the Acid Rain Program that occurs prior to the date that the revision takes effect.
- (4) Each affected source and each affected unit shall meet the requirements of the Acid Rain Program.
- (5) Any provision of the Acid Rain Program that applies to an affected source (including a provision applicable to the designated representative of an affected source) shall also apply to the owners and operators of such source and of the affected units at the source.
- (6) Any provision of the Acid Rain Program that applies to an affected unit (including a provision applicable to the designated representative of an affected unit) shall also apply to the owners and operators of such unit.
- (7) Each violation of a provision of 40 CFR parts 72, 73, 74, 75, 76, 77, and 78 by an affected source or affected unit, or by an owner or operator or designated representative of such source or unit, shall be a separate violation of the Act.

Effect on Other Authorities

No provision of the Acid Rain Program, an Acid Rain permit application, an Acid Rain permit, or an exemption under 40 CFR 72.7 or 72.8 shall be construed as:

Oswald Generating Station

Facility (Source) Name (from STEP 1)

STEP 3, Cont'd.

(1) Except as expressly provided in title IV of the Act, exempting or excluding the owners and operators and, to the extent applicable, the designated representative of an affected source or affected unit from compliance with any other provision of the Act, including the provisions of title I of the Act relating

Effect on Other Authorities, Cont'd.

to applicable National Ambient Air Quality Standards or State Implementation Plans;

(2) Limiting the number of allowances a source can hold; *provided*, that the number of allowances held by the source shall not affect the source's obligation to comply with any other provisions of the Act;

(3) Requiring a change of any kind in any State law regulating electric utility rates and charges, affecting any State law regarding such State regulation, or limiting such State regulation, including any prudence review requirements

under such State law;


(4) Modifying the Federal Power Act or affecting the authority of the Federal Energy Regulatory Commission under the Federal Power Act; or,

(5) Interfering with or impairing any program for competitive bidding for power supply in a State in which such program is established.

STEP 4
Read the
certification
statement,
sign, and date.

Certification

I am authorized to make this submission on behalf of the owners and operators of the affected source or affected units for which the submission is made. I certify under penalty of law that I have personally examined, and am familiar with, the statements and information submitted in this document and all its attachments. Based on my inquiry of those individuals with primary responsibility for obtaining the information, I certify that the statements and information are to the best of my knowledge and belief true, accurate, and complete. I am aware that there are significant penalties for submitting false statements and information or omitting required statements and information, including the possibility of fine or imprisonment.

Name Curtis Q. Warner	
Signature 	Date September 4, 2014

Appendix E

NESHAP Subpart ZZZZ - *National Emissions Standards for Hazardous Air Pollutants for
Stationary Reciprocating Internal Combustion Engines*

Electronic Code of Federal Regulations

e-CFR data is current as of May 29, 2018

[Title 40](#) → [Chapter I](#) → [Subchapter C](#) → [Part 63](#) → [Subpart ZZZZ](#)

[Browse Next](#)

Title 40: Protection of Environment

[PART 63—NATIONAL EMISSION STANDARDS FOR HAZARDOUS AIR POLLUTANTS FOR SOURCE CATEGORIES \(CONTINUED\)](#)

Subpart ZZZZ—National Emissions Standards for Hazardous Air Pollutants for Stationary Reciprocating Internal Combustion Engines

Contents

WHAT THIS SUBPART COVERS

- [§63.6580](#) What is the purpose of subpart ZZZZ?
- [§63.6585](#) Am I subject to this subpart?
- [§63.6590](#) What parts of my plant does this subpart cover?
- [§63.6595](#) When do I have to comply with this subpart?

EMISSION AND OPERATING LIMITATIONS

- [§63.6600](#) What emission limitations and operating limitations must I meet if I own or operate a stationary RICE with a site rating of more than 500 brake HP located at a major source of HAP emissions?
- [§63.6601](#) What emission limitations must I meet if I own or operate a new or reconstructed 4SLB stationary RICE with a site rating of greater than or equal to 250 brake HP and less than or equal to 500 brake HP located at a major source of HAP emissions?
- [§63.6602](#) What emission limitations and other requirements must I meet if I own or operate an existing stationary RICE with a site rating of equal to or less than 500 brake HP located at a major source of HAP emissions?
- [§63.6603](#) What emission limitations, operating limitations, and other requirements must I meet if I own or operate an existing stationary RICE located at an area source of HAP emissions?
- [§63.6604](#) What fuel requirements must I meet if I own or operate a stationary CI RICE?

GENERAL COMPLIANCE REQUIREMENTS

- [§63.6605](#) What are my general requirements for complying with this subpart?

TESTING AND INITIAL COMPLIANCE REQUIREMENTS

- [§63.6610](#) By what date must I conduct the initial performance tests or other initial compliance demonstrations if I own or operate a stationary RICE with a site rating of more than 500 brake HP located at a major source of HAP emissions?
- [§63.6611](#) By what date must I conduct the initial performance tests or other initial compliance demonstrations if I own or operate a new or reconstructed 4SLB SI stationary RICE with a site rating of greater than or equal to 250 and less than or equal to 500 brake HP located at a major source of HAP emissions?
- [§63.6612](#) By what date must I conduct the initial performance tests or other initial compliance demonstrations if I own or operate an existing stationary RICE with a site rating of less than or equal to 500 brake HP located at a major source of HAP emissions or an existing stationary RICE located at an area source of HAP emissions?
- [§63.6615](#) When must I conduct subsequent performance tests?
- [§63.6620](#) What performance tests and other procedures must I use?
- [§63.6625](#) What are my monitoring, installation, collection, operation, and maintenance requirements?
- [§63.6630](#) How do I demonstrate initial compliance with the emission limitations, operating limitations, and other requirements?

CONTINUOUS COMPLIANCE REQUIREMENTS

- [§63.6635](#) How do I monitor and collect data to demonstrate continuous compliance?
- [§63.6640](#) How do I demonstrate continuous compliance with the emission limitations, operating limitations, and other requirements?

NOTIFICATIONS, REPORTS, AND RECORDS

- §63.6645 What notifications must I submit and when?
 - §63.6650 What reports must I submit and when?
 - §63.6655 What records must I keep?
 - §63.6660 In what form and how long must I keep my records?
- OTHER REQUIREMENTS AND INFORMATION

- §63.6665 What parts of the General Provisions apply to me?
- §63.6670 Who implements and enforces this subpart?
- §63.6675 What definitions apply to this subpart?
- Table 1a to Subpart ZZZZ of Part 63—Emission Limitations for Existing, New, and Reconstructed Spark Ignition, 4SRB Stationary RICE >500 HP Located at a Major Source of HAP Emissions
- Table 1b to Subpart ZZZZ of Part 63—Operating Limitations for Existing, New, and Reconstructed SI 4SRB Stationary RICE >500 HP Located at a Major Source of HAP Emissions
- Table 2a to Subpart ZZZZ of Part 63—Emission Limitations for New and Reconstructed 2SLB and Compression Ignition Stationary RICE >500 HP and New and Reconstructed 4SLB Stationary RICE ≥ 250 HP Located at a Major Source of HAP Emissions
- Table 2b to Subpart ZZZZ of Part 63—Operating Limitations for New and Reconstructed 2SLB and CI Stationary RICE >500 HP Located at a Major Source of HAP Emissions, New and Reconstructed 4SLB Stationary RICE ≥ 250 HP Located at a Major Source of HAP Emissions, Existing CI Stationary RICE >500 HP
- Table 2c to Subpart ZZZZ of Part 63—Requirements for Existing Compression Ignition Stationary RICE Located at a Major Source of HAP Emissions and Existing Spark Ignition Stationary RICE ≤ 500 HP Located at a Major Source of HAP Emissions
- Table 2d to Subpart ZZZZ of Part 63—Requirements for Existing Stationary RICE Located at Area Sources of HAP Emissions
- Table 3 to Subpart ZZZZ of Part 63—Subsequent Performance Tests
- Table 4 to Subpart ZZZZ of Part 63—Requirements for Performance Tests
- Table 5 to Subpart ZZZZ of Part 63—Initial Compliance With Emission Limitations, Operating Limitations, and Other Requirements
- Table 6 to Subpart ZZZZ of Part 63—Continuous Compliance With Emission Limitations, and Other Requirements
- Table 7 to Subpart ZZZZ of Part 63—Requirements for Reports
- Table 8 to Subpart ZZZZ of Part 63—Applicability of General Provisions to Subpart ZZZZ.
- Appendix A to Subpart ZZZZ of Part 63—Protocol for Using an Electrochemical Analyzer to Determine Oxygen and Carbon Monoxide Concentrations From Certain Engines

SOURCE: 69 FR 33506, June 15, 2004, unless otherwise noted.

[↑ Back to Top](#)

WHAT THIS SUBPART COVERS

[↑ Back to Top](#)

§63.6580 What is the purpose of subpart ZZZZ?

Subpart ZZZZ establishes national emission limitations and operating limitations for hazardous air pollutants (HAP) emitted from stationary reciprocating internal combustion engines (RICE) located at major and area sources of HAP emissions. This subpart also establishes requirements to demonstrate initial and continuous compliance with the emission limitations and operating limitations.

[73 FR 3603, Jan. 18, 2008]

[↑ Back to Top](#)

§63.6585 Am I subject to this subpart?

You are subject to this subpart if you own or operate a stationary RICE at a major or area source of HAP emissions, except if the stationary RICE is being tested at a stationary RICE test cell/stand.

(a) A stationary RICE is any internal combustion engine which uses reciprocating motion to convert heat energy into mechanical work and which is not mobile. Stationary RICE differ from mobile RICE in that a stationary RICE is not a non-road engine as defined at 40 CFR 1068.30, and is not used to propel a motor vehicle or a vehicle used solely for competition.

(b) A major source of HAP emissions is a plant site that emits or has the potential to emit any single HAP at a rate of 10 tons (9.07 megagrams) or more per year or any combination of HAP at a rate of 25 tons (22.68 megagrams) or more per year, except that for oil and gas production facilities, a major source of HAP emissions is determined for each surface site.

(c) An area source of HAP emissions is a source that is not a major source.

(d) If you are an owner or operator of an area source subject to this subpart, your status as an entity subject to a standard or other requirements under this subpart does not subject you to the obligation to obtain a permit under 40 CFR part 70 or 71, provided you are not required to obtain a permit under 40 CFR 70.3(a) or 40 CFR 71.3(a) for a reason other than your status as an area source under this subpart. Notwithstanding the previous sentence, you must continue to comply with the provisions of this subpart as applicable.

(e) If you are an owner or operator of a stationary RICE used for national security purposes, you may be eligible to request an exemption from the requirements of this subpart as described in 40 CFR part 1068, subpart C.

(f) The emergency stationary RICE listed in paragraphs (f)(1) through (3) of this section are not subject to this subpart. The stationary RICE must meet the definition of an emergency stationary RICE in §63.6675, which includes operating according to the provisions specified in §63.6640(f).

(1) Existing residential emergency stationary RICE located at an area source of HAP emissions that do not operate or are not contractually obligated to be available for more than 15 hours per calendar year for the purposes specified in §63.6640(f)(2)(ii) and (iii) and that do not operate for the purpose specified in §63.6640(f)(4)(ii).

(2) Existing commercial emergency stationary RICE located at an area source of HAP emissions that do not operate or are not contractually obligated to be available for more than 15 hours per calendar year for the purposes specified in §63.6640(f)(2)(ii) and (iii) and that do not operate for the purpose specified in §63.6640(f)(4)(ii).

(3) Existing institutional emergency stationary RICE located at an area source of HAP emissions that do not operate or are not contractually obligated to be available for more than 15 hours per calendar year for the purposes specified in §63.6640(f)(2)(ii) and (iii) and that do not operate for the purpose specified in §63.6640(f)(4)(ii).

[69 FR 33506, June 15, 2004, as amended at 73 FR 3603, Jan. 18, 2008; 78 FR 6700, Jan. 30, 2013]

 [Back to Top](#)

§63.6590 What parts of my plant does this subpart cover?

This subpart applies to each affected source.

(a) *Affected source.* An affected source is any existing, new, or reconstructed stationary RICE located at a major or area source of HAP emissions, excluding stationary RICE being tested at a stationary RICE test cell/stand.

(1) *Existing stationary RICE.*

(i) For stationary RICE with a site rating of more than 500 brake horsepower (HP) located at a major source of HAP emissions, a stationary RICE is existing if you commenced construction or reconstruction of the stationary RICE before December 19, 2002.

(ii) For stationary RICE with a site rating of less than or equal to 500 brake HP located at a major source of HAP emissions, a stationary RICE is existing if you commenced construction or reconstruction of the stationary RICE before June 12, 2006.

(iii) For stationary RICE located at an area source of HAP emissions, a stationary RICE is existing if you commenced construction or reconstruction of the stationary RICE before June 12, 2006.

(iv) A change in ownership of an existing stationary RICE does not make that stationary RICE a new or reconstructed stationary RICE.

(2) *New stationary RICE.* (i) A stationary RICE with a site rating of more than 500 brake HP located at a major source of HAP emissions is new if you commenced construction of the stationary RICE on or after December 19, 2002.

(ii) A stationary RICE with a site rating of equal to or less than 500 brake HP located at a major source of HAP emissions is new if you commenced construction of the stationary RICE on or after June 12, 2006.

(iii) A stationary RICE located at an area source of HAP emissions is new if you commenced construction of the stationary RICE on or after June 12, 2006.

(3) *Reconstructed stationary RICE.* (i) A stationary RICE with a site rating of more than 500 brake HP located at a major source of HAP emissions is reconstructed if you meet the definition of reconstruction in §63.2 and reconstruction is commenced on or after December 19, 2002.

(ii) A stationary RICE with a site rating of equal to or less than 500 brake HP located at a major source of HAP emissions is reconstructed if you meet the definition of reconstruction in §63.2 and reconstruction is commenced on or after June 12, 2006.

(iii) A stationary RICE located at an area source of HAP emissions is reconstructed if you meet the definition of reconstruction in §63.2 and reconstruction is commenced on or after June 12, 2006.

(b) *Stationary RICE subject to limited requirements.* (1) An affected source which meets either of the criteria in paragraphs (b)(1)(i) through (ii) of this section does not have to meet the requirements of this subpart and of subpart A of this part except for the initial notification requirements of §63.6645(f).

(i) The stationary RICE is a new or reconstructed emergency stationary RICE with a site rating of more than 500 brake HP located at a major source of HAP emissions that does not operate or is not contractually obligated to be available for more than 15 hours per calendar year for the purposes specified in §63.6640(f)(2)(ii) and (iii).

(ii) The stationary RICE is a new or reconstructed limited use stationary RICE with a site rating of more than 500 brake HP located at a major source of HAP emissions.

(2) A new or reconstructed stationary RICE with a site rating of more than 500 brake HP located at a major source of HAP emissions which combusts landfill or digester gas equivalent to 10 percent or more of the gross heat input on an annual basis must meet the initial notification requirements of §63.6645(f) and the requirements of §§63.6625(c), 63.6650(g), and 63.6655(c). These stationary RICE do not have to meet the emission limitations and operating limitations of this subpart.

(3) The following stationary RICE do not have to meet the requirements of this subpart and of subpart A of this part, including initial notification requirements:

(i) Existing spark ignition 2 stroke lean burn (2SLB) stationary RICE with a site rating of more than 500 brake HP located at a major source of HAP emissions;

(ii) Existing spark ignition 4 stroke lean burn (4SLB) stationary RICE with a site rating of more than 500 brake HP located at a major source of HAP emissions;

(iii) Existing emergency stationary RICE with a site rating of more than 500 brake HP located at a major source of HAP emissions that does not operate or is not contractually obligated to be available for more than 15 hours per calendar year for the purposes specified in §63.6640(f)(2)(ii) and (iii).

(iv) Existing limited use stationary RICE with a site rating of more than 500 brake HP located at a major source of HAP emissions;

(v) Existing stationary RICE with a site rating of more than 500 brake HP located at a major source of HAP emissions that combusts landfill gas or digester gas equivalent to 10 percent or more of the gross heat input on an annual basis;

(c) *Stationary RICE subject to Regulations under 40 CFR Part 60.* An affected source that meets any of the criteria in paragraphs (c)(1) through (7) of this section must meet the requirements of this part by meeting the requirements of 40 CFR part 60 subpart IIII, for compression ignition engines or 40 CFR part 60 subpart JJJJ, for spark ignition engines. No further requirements apply for such engines under this part.

(1) A new or reconstructed stationary RICE located at an area source;

(2) A new or reconstructed 2SLB stationary RICE with a site rating of less than or equal to 500 brake HP located at a major source of HAP emissions;

(3) A new or reconstructed 4SLB stationary RICE with a site rating of less than 250 brake HP located at a major source of HAP emissions;

(4) A new or reconstructed spark ignition 4 stroke rich burn (4SRB) stationary RICE with a site rating of less than or equal to 500 brake HP located at a major source of HAP emissions;

(5) A new or reconstructed stationary RICE with a site rating of less than or equal to 500 brake HP located at a major source of HAP emissions which combusts landfill or digester gas equivalent to 10 percent or more of the gross heat input on an annual basis;

(6) A new or reconstructed emergency or limited use stationary RICE with a site rating of less than or equal to 500 brake HP located at a major source of HAP emissions;

(7) A new or reconstructed compression ignition (CI) stationary RICE with a site rating of less than or equal to 500 brake HP located at a major source of HAP emissions.

[69 FR 33506, June 15, 2004, as amended at 73 FR 3604, Jan. 18, 2008; 75 FR 9674, Mar. 3, 2010; 75 FR 37733, June 30, 2010; 75 FR 51588, Aug. 20, 2010; 78 FR 6700, Jan. 30, 2013]

 [Back to Top](#)

§63.6595 When do I have to comply with this subpart?

(a) *Affected sources.* (1) If you have an existing stationary RICE, excluding existing non-emergency CI stationary RICE, with a site rating of more than 500 brake HP located at a major source of HAP emissions, you must comply with the applicable emission limitations, operating limitations and other requirements no later than June 15, 2007. If you have an existing non-emergency CI stationary RICE with a site rating of more than 500 brake HP located at a major source of HAP emissions, an existing stationary CI RICE with a site rating of less than or equal to 500 brake HP located at a major source of HAP emissions, or an existing stationary CI RICE located at an area source of HAP emissions, you must comply with the applicable emission limitations, operating limitations, and other requirements no later than May 3, 2013. If you have an existing stationary SI RICE with a site rating of less than or equal to 500 brake HP located at a major source of HAP emissions, or an existing stationary SI RICE located at an area source of HAP emissions, you must comply with the applicable emission limitations, operating limitations, and other requirements no later than October 19, 2013.

(2) If you start up your new or reconstructed stationary RICE with a site rating of more than 500 brake HP located at a major source of HAP emissions before August 16, 2004, you must comply with the applicable emission limitations and operating limitations in this subpart no later than August 16, 2004.

(3) If you start up your new or reconstructed stationary RICE with a site rating of more than 500 brake HP located at a major source of HAP emissions after August 16, 2004, you must comply with the applicable emission limitations and operating limitations in this subpart upon startup of your affected source.

(4) If you start up your new or reconstructed stationary RICE with a site rating of less than or equal to 500 brake HP located at a major source of HAP emissions before January 18, 2008, you must comply with the applicable emission limitations and operating limitations in this subpart no later than January 18, 2008.

(5) If you start up your new or reconstructed stationary RICE with a site rating of less than or equal to 500 brake HP located at a major source of HAP emissions after January 18, 2008, you must comply with the applicable emission limitations and operating limitations in this subpart upon startup of your affected source.

(6) If you start up your new or reconstructed stationary RICE located at an area source of HAP emissions before January 18, 2008, you must comply with the applicable emission limitations and operating limitations in this subpart no later than January 18, 2008.

(7) If you start up your new or reconstructed stationary RICE located at an area source of HAP emissions after January 18, 2008, you must comply with the applicable emission limitations and operating limitations in this subpart upon startup of your affected source.

(b) *Area sources that become major sources.* If you have an area source that increases its emissions or its potential to emit such that it becomes a major source of HAP, the compliance dates in paragraphs (b)(1) and (2) of this section apply to you.

(1) Any stationary RICE for which construction or reconstruction is commenced after the date when your area source becomes a major source of HAP must be in compliance with this subpart upon startup of your affected source.

(2) Any stationary RICE for which construction or reconstruction is commenced before your area source becomes a major source of HAP must be in compliance with the provisions of this subpart that are applicable to RICE located at major sources within 3 years after your area source becomes a major source of HAP.

(c) If you own or operate an affected source, you must meet the applicable notification requirements in §63.6645 and in 40 CFR part 63, subpart A.

[↑ Back to Top](#)

EMISSION AND OPERATING LIMITATIONS

[↑ Back to Top](#)

§63.6600 What emission limitations and operating limitations must I meet if I own or operate a stationary RICE with a site rating of more than 500 brake HP located at a major source of HAP emissions?

Compliance with the numerical emission limitations established in this subpart is based on the results of testing the average of three 1-hour runs using the testing requirements and procedures in §63.6620 and Table 4 to this subpart.

(a) If you own or operate an existing, new, or reconstructed spark ignition 4SRB stationary RICE with a site rating of more than 500 brake HP located at a major source of HAP emissions, you must comply with the emission limitations in Table 1a to this subpart and the operating limitations in Table 1b to this subpart which apply to you.

(b) If you own or operate a new or reconstructed 2SLB stationary RICE with a site rating of more than 500 brake HP located at major source of HAP emissions, a new or reconstructed 4SLB stationary RICE with a site rating of more than 500 brake HP located at major source of HAP emissions, or a new or reconstructed CI stationary RICE with a site rating of more than 500 brake HP located at a major source of HAP emissions, you must comply with the emission limitations in Table 2a to this subpart and the operating limitations in Table 2b to this subpart which apply to you.

(c) If you own or operate any of the following stationary RICE with a site rating of more than 500 brake HP located at a major source of HAP emissions, you do not need to comply with the emission limitations in Tables 1a, 2a, 2c, and 2d to this subpart or operating limitations in Tables 1b and 2b to this subpart: an existing 2SLB stationary RICE; an existing 4SLB stationary RICE; a stationary RICE that combusts landfill gas or digester gas equivalent to 10 percent or more of the gross heat input on an annual basis; an emergency stationary RICE; or a limited use stationary RICE.

(d) If you own or operate an existing non-emergency stationary CI RICE with a site rating of more than 500 brake HP located at a major source of HAP emissions, you must comply with the emission limitations in Table 2c to this subpart and the operating limitations in Table 2b to this subpart which apply to you.

[73 FR 3605, Jan. 18, 2008, as amended at 75 FR 9675, Mar. 3, 2010]

[↑ Back to Top](#)

§63.6601 What emission limitations must I meet if I own or operate a new or reconstructed 4SLB stationary RICE with a site rating of greater than or equal to 250 brake HP and less than or equal to 500 brake HP located at a major source of HAP emissions?

Compliance with the numerical emission limitations established in this subpart is based on the results of testing the average of three 1-hour runs using the testing requirements and procedures in §63.6620 and Table 4 to this subpart. If you own or operate a new or reconstructed 4SLB stationary RICE with a site rating of greater than or equal to 250 and less than or equal to 500 brake HP located at major source of HAP emissions manufactured on or after January 1, 2008, you must comply with the emission limitations in Table 2a to this subpart and the operating limitations in Table 2b to this subpart which apply to you.

[73 FR 3605, Jan. 18, 2008, as amended at 75 FR 9675, Mar. 3, 2010; 75 FR 51589, Aug. 20, 2010]

[↑ Back to Top](#)

§63.6602 What emission limitations and other requirements must I meet if I own or operate an existing stationary RICE with a site rating of equal to or less than 500 brake HP located at a major source of HAP emissions?

If you own or operate an existing stationary RICE with a site rating of equal to or less than 500 brake HP located at a major source of HAP emissions, you must comply with the emission limitations and other requirements in Table 2c to this subpart which apply to you. Compliance with the numerical emission limitations established in this subpart is based on the results of testing the average of three 1-hour runs using the testing requirements and procedures in §63.6620 and Table 4 to this subpart.

[78 FR 6701, Jan. 30, 2013]

[↑ Back to Top](#)

§63.6603 What emission limitations, operating limitations, and other requirements must I meet if I own or operate an existing stationary RICE located at an area source of HAP emissions?

Compliance with the numerical emission limitations established in this subpart is based on the results of testing the average of three 1-hour runs using the testing requirements and procedures in §63.6620 and Table 4 to this subpart.

(a) If you own or operate an existing stationary RICE located at an area source of HAP emissions, you must comply with the requirements in Table 2d to this subpart and the operating limitations in Table 2b to this subpart that apply to you.

(b) If you own or operate an existing stationary non-emergency CI RICE with a site rating of more than 300 HP located at an area source of HAP that meets either paragraph (b)(1) or (2) of this section, you do not have to meet the numerical CO emission limitations specified in Table 2d of this subpart. Existing stationary non-emergency CI RICE with a site rating of more than 300 HP located at an area source of HAP that meet either paragraph (b)(1) or (2) of this section must meet the management practices that are shown for stationary non-emergency CI RICE with a site rating of less than or equal to 300 HP in Table 2d of this subpart.

(1) The area source is located in an area of Alaska that is not accessible by the Federal Aid Highway System (FAHS).

(2) The stationary RICE is located at an area source that meets paragraphs (b)(2)(i), (ii), and (iii) of this section.

(i) The only connection to the FAHS is through the Alaska Marine Highway System (AMHS), or the stationary RICE operation is within an isolated grid in Alaska that is not connected to the statewide electrical grid referred to as the Alaska Railbelt Grid.

(ii) At least 10 percent of the power generated by the stationary RICE on an annual basis is used for residential purposes.

(iii) The generating capacity of the area source is less than 12 megawatts, or the stationary RICE is used exclusively for backup power for renewable energy.

(c) If you own or operate an existing stationary non-emergency CI RICE with a site rating of more than 300 HP located on an offshore vessel that is an area source of HAP and is a nonroad vehicle that is an Outer Continental

Shelf (OCS) source as defined in 40 CFR 55.2, you do not have to meet the numerical CO emission limitations specified in Table 2d of this subpart. You must meet all of the following management practices:

- (1) Change oil every 1,000 hours of operation or annually, whichever comes first. Sources have the option to utilize an oil analysis program as described in §63.6625(i) in order to extend the specified oil change requirement.
- (2) Inspect and clean air filters every 750 hours of operation or annually, whichever comes first, and replace as necessary.
- (3) Inspect fuel filters and belts, if installed, every 750 hours of operation or annually, whichever comes first, and replace as necessary.
- (4) Inspect all flexible hoses every 1,000 hours of operation or annually, whichever comes first, and replace as necessary.

(d) If you own or operate an existing non-emergency CI RICE with a site rating of more than 300 HP located at an area source of HAP emissions that is certified to the Tier 1 or Tier 2 emission standards in Table 1 of 40 CFR 89.112 and that is subject to an enforceable state or local standard that requires the engine to be replaced no later than June 1, 2018, you may until January 1, 2015, or 12 years after the installation date of the engine (whichever is later), but not later than June 1, 2018, choose to comply with the management practices that are shown for stationary non-emergency CI RICE with a site rating of less than or equal to 300 HP in Table 2d of this subpart instead of the applicable emission limitations in Table 2d, operating limitations in Table 2b, and crankcase ventilation system requirements in §63.6625(g). You must comply with the emission limitations in Table 2d and operating limitations in Table 2b that apply for non-emergency CI RICE with a site rating of more than 300 HP located at an area source of HAP emissions by January 1, 2015, or 12 years after the installation date of the engine (whichever is later), but not later than June 1, 2018. You must also comply with the crankcase ventilation system requirements in §63.6625(g) by January 1, 2015, or 12 years after the installation date of the engine (whichever is later), but not later than June 1, 2018.

(e) If you own or operate an existing non-emergency CI RICE with a site rating of more than 300 HP located at an area source of HAP emissions that is certified to the Tier 3 (Tier 2 for engines above 560 kilowatt (kW)) emission standards in Table 1 of 40 CFR 89.112, you may comply with the requirements under this part by meeting the requirements for Tier 3 engines (Tier 2 for engines above 560 kW) in 40 CFR part 60 subpart IIII instead of the emission limitations and other requirements that would otherwise apply under this part for existing non-emergency CI RICE with a site rating of more than 300 HP located at an area source of HAP emissions.

(f) An existing non-emergency SI 4SLB and 4SRB stationary RICE with a site rating of more than 500 HP located at area sources of HAP must meet the definition of remote stationary RICE in §63.6675 on the initial compliance date for the engine, October 19, 2013, in order to be considered a remote stationary RICE under this subpart. Owners and operators of existing non-emergency SI 4SLB and 4SRB stationary RICE with a site rating of more than 500 HP located at area sources of HAP that meet the definition of remote stationary RICE in §63.6675 of this subpart as of October 19, 2013 must evaluate the status of their stationary RICE every 12 months. Owners and operators must keep records of the initial and annual evaluation of the status of the engine. If the evaluation indicates that the stationary RICE no longer meets the definition of remote stationary RICE in §63.6675 of this subpart, the owner or operator must comply with all of the requirements for existing non-emergency SI 4SLB and 4SRB stationary RICE with a site rating of more than 500 HP located at area sources of HAP that are not remote stationary RICE within 1 year of the evaluation.

[75 FR 9675, Mar. 3, 2010, as amended at 75 FR 51589, Aug. 20, 2010; 76 FR 12866, Mar. 9, 2011; 78 FR 6701, Jan. 30, 2013]

 [Back to Top](#)

§63.6604 What fuel requirements must I meet if I own or operate a stationary CI RICE?

(a) If you own or operate an existing non-emergency, non-black start CI stationary RICE with a site rating of more than 300 brake HP with a displacement of less than 30 liters per cylinder that uses diesel fuel, you must use diesel fuel that meets the requirements in 40 CFR 80.510(b) for nonroad diesel fuel.

(b) Beginning January 1, 2015, if you own or operate an existing emergency CI stationary RICE with a site rating of more than 100 brake HP and a displacement of less than 30 liters per cylinder that uses diesel fuel and operates or is contractually obligated to be available for more than 15 hours per calendar year for the purposes specified in §63.6640(f)(2)(ii) and (iii) or that operates for the purpose specified in §63.6640(f)(4)(ii), you must use diesel fuel that meets the requirements in 40 CFR 80.510(b) for nonroad diesel fuel, except that any existing diesel fuel purchased (or otherwise obtained) prior to January 1, 2015, may be used until depleted.

(c) Beginning January 1, 2015, if you own or operate a new emergency CI stationary RICE with a site rating of more than 500 brake HP and a displacement of less than 30 liters per cylinder located at a major source of HAP that uses diesel fuel and operates or is contractually obligated to be available for more than 15 hours per calendar year for the purposes specified in §63.6640(f)(2)(ii) and (iii), you must use diesel fuel that meets the requirements in 40 CFR 80.510(b) for nonroad diesel fuel, except that any existing diesel fuel purchased (or otherwise obtained) prior to January 1, 2015, may be used until depleted.

(d) Existing CI stationary RICE located in Guam, American Samoa, the Commonwealth of the Northern Mariana Islands, at area sources in areas of Alaska that meet either §63.6603(b)(1) or §63.6603(b)(2), or are on offshore vessels that meet §63.6603(c) are exempt from the requirements of this section.

[78 FR 6702, Jan. 30, 2013]

 [Back to Top](#)

GENERAL COMPLIANCE REQUIREMENTS

 [Back to Top](#)

§63.6605 What are my general requirements for complying with this subpart?

(a) You must be in compliance with the emission limitations, operating limitations, and other requirements in this subpart that apply to you at all times.

(b) At all times you must operate and maintain any affected source, including associated air pollution control equipment and monitoring equipment, in a manner consistent with safety and good air pollution control practices for minimizing emissions. The general duty to minimize emissions does not require you to make any further efforts to reduce emissions if levels required by this standard have been achieved. Determination of whether such operation and maintenance procedures are being used will be based on information available to the Administrator which may include, but is not limited to, monitoring results, review of operation and maintenance procedures, review of operation and maintenance records, and inspection of the source.

[75 FR 9675, Mar. 3, 2010, as amended at 78 FR 6702, Jan. 30, 2013]

 [Back to Top](#)

TESTING AND INITIAL COMPLIANCE REQUIREMENTS

 [Back to Top](#)

§63.6610 By what date must I conduct the initial performance tests or other initial compliance demonstrations if I own or operate a stationary RICE with a site rating of more than 500 brake HP located at a major source of HAP emissions?

If you own or operate a stationary RICE with a site rating of more than 500 brake HP located at a major source of HAP emissions you are subject to the requirements of this section.

(a) You must conduct the initial performance test or other initial compliance demonstrations in Table 4 to this subpart that apply to you within 180 days after the compliance date that is specified for your stationary RICE in §63.6595 and according to the provisions in §63.7(a)(2).

(b) If you commenced construction or reconstruction between December 19, 2002 and June 15, 2004 and own or operate stationary RICE with a site rating of more than 500 brake HP located at a major source of HAP emissions, you must demonstrate initial compliance with either the proposed emission limitations or the promulgated emission limitations no later than February 10, 2005 or no later than 180 days after startup of the source, whichever is later, according to §63.7(a)(2)(ix).

(c) If you commenced construction or reconstruction between December 19, 2002 and June 15, 2004 and own or operate stationary RICE with a site rating of more than 500 brake HP located at a major source of HAP emissions, and you chose to comply with the proposed emission limitations when demonstrating initial compliance, you must conduct a second performance test to demonstrate compliance with the promulgated emission limitations by December 13, 2007 or after startup of the source, whichever is later, according to §63.7(a)(2)(ix).

(d) An owner or operator is not required to conduct an initial performance test on units for which a performance test has been previously conducted, but the test must meet all of the conditions described in paragraphs (d)(1) through (5) of this section.

(1) The test must have been conducted using the same methods specified in this subpart, and these methods must have been followed correctly.

(2) The test must not be older than 2 years.

(3) The test must be reviewed and accepted by the Administrator.

(4) Either no process or equipment changes must have been made since the test was performed, or the owner or operator must be able to demonstrate that the results of the performance test, with or without adjustments, reliably demonstrate compliance despite process or equipment changes.

(5) The test must be conducted at any load condition within plus or minus 10 percent of 100 percent load.


[69 FR 33506, June 15, 2004, as amended at 73 FR 3605, Jan. 18, 2008]

 [Back to Top](#)

§63.6611 By what date must I conduct the initial performance tests or other initial compliance demonstrations if I own or operate a new or reconstructed 4SLB SI stationary RICE with a site rating of greater than or equal to 250 and less than or equal to 500 brake HP located at a major source of HAP emissions?

If you own or operate a new or reconstructed 4SLB stationary RICE with a site rating of greater than or equal to 250 and less than or equal to 500 brake HP located at a major source of HAP emissions, you must conduct an initial performance test within 240 days after the compliance date that is specified for your stationary RICE in §63.6595 and according to the provisions specified in Table 4 to this subpart, as appropriate.

[73 FR 3605, Jan. 18, 2008, as amended at 75 FR 51589, Aug. 20, 2010]

 [Back to Top](#)

§63.6612 By what date must I conduct the initial performance tests or other initial compliance demonstrations if I own or operate an existing stationary RICE with a site rating of less than or equal to 500 brake HP located at a major source of HAP emissions or an existing stationary RICE located at an area source of HAP emissions?

If you own or operate an existing stationary RICE with a site rating of less than or equal to 500 brake HP located at a major source of HAP emissions or an existing stationary RICE located at an area source of HAP emissions you are subject to the requirements of this section.

(a) You must conduct any initial performance test or other initial compliance demonstration according to Tables 4 and 5 to this subpart that apply to you within 180 days after the compliance date that is specified for your stationary RICE in §63.6595 and according to the provisions in §63.7(a)(2).

(b) An owner or operator is not required to conduct an initial performance test on a unit for which a performance test has been previously conducted, but the test must meet all of the conditions described in paragraphs (b)(1) through (4) of this section.

(1) The test must have been conducted using the same methods specified in this subpart, and these methods must have been followed correctly.

(2) The test must not be older than 2 years.

(3) The test must be reviewed and accepted by the Administrator.

(4) Either no process or equipment changes must have been made since the test was performed, or the owner or operator must be able to demonstrate that the results of the performance test, with or without adjustments, reliably demonstrate compliance despite process or equipment changes.

[75 FR 9676, Mar. 3, 2010, as amended at 75 FR 51589, Aug. 20, 2010]

 [Back to Top](#)

§63.6615 When must I conduct subsequent performance tests?

If you must comply with the emission limitations and operating limitations, you must conduct subsequent performance tests as specified in Table 3 of this subpart.

 [Back to Top](#)

§63.6620 What performance tests and other procedures must I use?

(a) You must conduct each performance test in Tables 3 and 4 of this subpart that applies to you.

(b) Each performance test must be conducted according to the requirements that this subpart specifies in Table 4 to this subpart. If you own or operate a non-operational stationary RICE that is subject to performance testing, you do not need to start up the engine solely to conduct the performance test. Owners and operators of a non-operational engine can conduct the performance test when the engine is started up again. The test must be conducted at any load

condition within plus or minus 10 percent of 100 percent load for the stationary RICE listed in paragraphs (b)(1) through (4) of this section.

(1) Non-emergency 4SRB stationary RICE with a site rating of greater than 500 brake HP located at a major source of HAP emissions.

(2) New non-emergency 4SLB stationary RICE with a site rating of greater than or equal to 250 brake HP located at a major source of HAP emissions.

(3) New non-emergency 2SLB stationary RICE with a site rating of greater than 500 brake HP located at a major source of HAP emissions.

(4) New non-emergency CI stationary RICE with a site rating of greater than 500 brake HP located at a major source of HAP emissions.

(c) [Reserved]

(d) You must conduct three separate test runs for each performance test required in this section, as specified in §63.7(e)(3). Each test run must last at least 1 hour, unless otherwise specified in this subpart.

(e)(1) You must use Equation 1 of this section to determine compliance with the percent reduction requirement:

$$\frac{C_i - C_o}{C_i} \times 100 = R \quad (\text{Eq. 1})$$

[View or download PDF](#)

Where:

C_i = concentration of carbon monoxide (CO), total hydrocarbons (THC), or formaldehyde at the control device inlet,

C_o = concentration of CO, THC, or formaldehyde at the control device outlet, and

R = percent reduction of CO, THC, or formaldehyde emissions.

(2) You must normalize the CO, THC, or formaldehyde concentrations at the inlet and outlet of the control device to a dry basis and to 15 percent oxygen, or an equivalent percent carbon dioxide (CO₂). If pollutant concentrations are to be corrected to 15 percent oxygen and CO₂ concentration is measured in lieu of oxygen concentration measurement, a CO₂ correction factor is needed. Calculate the CO₂ correction factor as described in paragraphs (e)(2)(i) through (iii) of this section.

(i) Calculate the fuel-specific F_o value for the fuel burned during the test using values obtained from Method 19, Section 5.2, and the following equation:

$$F_o = \frac{0.209 F_d}{F_c} \quad (\text{Eq. 2})$$

[View or download PDF](#)

Where:

F_o = Fuel factor based on the ratio of oxygen volume to the ultimate CO₂ volume produced by the fuel at zero percent excess air.

0.209 = Fraction of air that is oxygen, percent/100.

F_d = Ratio of the volume of dry effluent gas to the gross calorific value of the fuel from Method 19, dsm^3/J ($\text{dscf}/10^6 \text{ Btu}$).

F_c = Ratio of the volume of CO_2 produced to the gross calorific value of the fuel from Method 19, dsm^3/J ($\text{dscf}/10^6 \text{ Btu}$)

(ii) Calculate the CO_2 correction factor for correcting measurement data to 15 percent O_2 , as follows:

$$X_{\text{CO}_2} = \frac{5.9}{F_o} \quad (\text{Eq. 3})$$

[View or download PDF](#)

Where:

X_{CO_2} = CO_2 correction factor, percent.

5.9 = 20.9 percent O_2 —15 percent O_2 , the defined O_2 correction value, percent.

(iii) Calculate the CO, THC, and formaldehyde gas concentrations adjusted to 15 percent O_2 using CO_2 as follows:

$$C_{\text{adj}} = C_d \frac{X_{\text{CO}_2}}{\% \text{CO}_2} \quad (\text{Eq. 4})$$

[View or download PDF](#)

Where:

C_{adj} = Calculated concentration of CO, THC, or formaldehyde adjusted to 15 percent O_2 .

C_d = Measured concentration of CO, THC, or formaldehyde, uncorrected.

X_{CO_2} = CO_2 correction factor, percent.

$\% \text{CO}_2$ = Measured CO_2 concentration measured, dry basis, percent.

(f) If you comply with the emission limitation to reduce CO and you are not using an oxidation catalyst, if you comply with the emission limitation to reduce formaldehyde and you are not using NSCR, or if you comply with the emission limitation to limit the concentration of formaldehyde in the stationary RICE exhaust and you are not using an oxidation catalyst or NSCR, you must petition the Administrator for operating limitations to be established during the initial performance test and continuously monitored thereafter; or for approval of no operating limitations. You must not conduct the initial performance test until after the petition has been approved by the Administrator.

(g) If you petition the Administrator for approval of operating limitations, your petition must include the information described in paragraphs (g)(1) through (5) of this section.

(1) Identification of the specific parameters you propose to use as operating limitations;

(2) A discussion of the relationship between these parameters and HAP emissions, identifying how HAP emissions change with changes in these parameters, and how limitations on these parameters will serve to limit HAP emissions;

(3) A discussion of how you will establish the upper and/or lower values for these parameters which will establish the limits on these parameters in the operating limitations;

(4) A discussion identifying the methods you will use to measure and the instruments you will use to monitor these parameters, as well as the relative accuracy and precision of these methods and instruments; and

(5) A discussion identifying the frequency and methods for recalibrating the instruments you will use for monitoring these parameters.

(h) If you petition the Administrator for approval of no operating limitations, your petition must include the information described in paragraphs (h)(1) through (7) of this section.

(1) Identification of the parameters associated with operation of the stationary RICE and any emission control device which could change intentionally (*e.g.*, operator adjustment, automatic controller adjustment, etc.) or unintentionally (*e.g.*, wear and tear, error, etc.) on a routine basis or over time;

(2) A discussion of the relationship, if any, between changes in the parameters and changes in HAP emissions;

(3) For the parameters which could change in such a way as to increase HAP emissions, a discussion of whether establishing limitations on the parameters would serve to limit HAP emissions;

(4) For the parameters which could change in such a way as to increase HAP emissions, a discussion of how you could establish upper and/or lower values for the parameters which would establish limits on the parameters in operating limitations;

(5) For the parameters, a discussion identifying the methods you could use to measure them and the instruments you could use to monitor them, as well as the relative accuracy and precision of the methods and instruments;

(6) For the parameters, a discussion identifying the frequency and methods for recalibrating the instruments you could use to monitor them; and

(7) A discussion of why, from your point of view, it is infeasible or unreasonable to adopt the parameters as operating limitations.

(i) The engine percent load during a performance test must be determined by documenting the calculations, assumptions, and measurement devices used to measure or estimate the percent load in a specific application. A written report of the average percent load determination must be included in the notification of compliance status. The following information must be included in the written report: the engine model number, the engine manufacturer, the year of purchase, the manufacturer's site-rated brake horsepower, the ambient temperature, pressure, and humidity during the performance test, and all assumptions that were made to estimate or calculate percent load during the performance test must be clearly explained. If measurement devices such as flow meters, kilowatt meters, beta analyzers, stain gauges, etc. are used, the model number of the measurement device, and an estimate of its accurate in percentage of true value must be provided.

[69 FR 33506, June 15, 2004, as amended at 75 FR 9676, Mar. 3, 2010; 78 FR 6702, Jan. 30, 2013]

 [Back to Top](#)

§63.6625 What are my monitoring, installation, collection, operation, and maintenance requirements?

(a) If you elect to install a CEMS as specified in Table 5 of this subpart, you must install, operate, and maintain a CEMS to monitor CO and either O₂ or CO₂ according to the requirements in paragraphs (a)(1) through (4) of this section. If you are meeting a requirement to reduce CO emissions, the CEMS must be installed at both the inlet and outlet of the control device. If you are meeting a requirement to limit the concentration of CO, the CEMS must be installed at the outlet of the control device.

(1) Each CEMS must be installed, operated, and maintained according to the applicable performance specifications of 40 CFR part 60, appendix B.

(2) You must conduct an initial performance evaluation and an annual relative accuracy test audit (RATA) of each CEMS according to the requirements in §63.8 and according to the applicable performance specifications of 40 CFR part 60, appendix B as well as daily and periodic data quality checks in accordance with 40 CFR part 60, appendix F, procedure 1.

(3) As specified in §63.8(c)(4)(ii), each CEMS must complete a minimum of one cycle of operation (sampling, analyzing, and data recording) for each successive 15-minute period. You must have at least two data points, with each representing a different 15-minute period, to have a valid hour of data.

(4) The CEMS data must be reduced as specified in §63.8(g)(2) and recorded in parts per million or parts per billion (as appropriate for the applicable limitation) at 15 percent oxygen or the equivalent CO₂ concentration.

(b) If you are required to install a continuous parameter monitoring system (CPMS) as specified in Table 5 of this subpart, you must install, operate, and maintain each CPMS according to the requirements in paragraphs (b)(1) through (6) of this section. For an affected source that is complying with the emission limitations and operating limitations on March 9, 2011, the requirements in paragraph (b) of this section are applicable September 6, 2011.

(1) You must prepare a site-specific monitoring plan that addresses the monitoring system design, data collection, and the quality assurance and quality control elements outlined in paragraphs (b)(1)(i) through (v) of this section and in §63.8(d). As specified in §63.8(f)(4), you may request approval of monitoring system quality assurance and quality control procedures alternative to those specified in paragraphs (b)(1) through (5) of this section in your site-specific monitoring plan.

(i) The performance criteria and design specifications for the monitoring system equipment, including the sample interface, detector signal analyzer, and data acquisition and calculations;

(ii) Sampling interface (*e.g.*, thermocouple) location such that the monitoring system will provide representative measurements;

(iii) Equipment performance evaluations, system accuracy audits, or other audit procedures;

(iv) Ongoing operation and maintenance procedures in accordance with provisions in §63.8(c)(1)(ii) and (c)(3); and

(v) Ongoing reporting and recordkeeping procedures in accordance with provisions in §63.10(c), (e)(1), and (e)(2)(i).

(2) You must install, operate, and maintain each CPMS in continuous operation according to the procedures in your site-specific monitoring plan.

(3) The CPMS must collect data at least once every 15 minutes (see also §63.6635).

(4) For a CPMS for measuring temperature range, the temperature sensor must have a minimum tolerance of 2.8 degrees Celsius (5 degrees Fahrenheit) or 1 percent of the measurement range, whichever is larger.

(5) You must conduct the CPMS equipment performance evaluation, system accuracy audits, or other audit procedures specified in your site-specific monitoring plan at least annually.

(6) You must conduct a performance evaluation of each CPMS in accordance with your site-specific monitoring plan.

(c) If you are operating a new or reconstructed stationary RICE which fires landfill gas or digester gas equivalent to 10 percent or more of the gross heat input on an annual basis, you must monitor and record your fuel usage daily with separate fuel meters to measure the volumetric flow rate of each fuel. In addition, you must operate your stationary RICE in a manner which reasonably minimizes HAP emissions.

(d) If you are operating a new or reconstructed emergency 4SLB stationary RICE with a site rating of greater than or equal to 250 and less than or equal to 500 brake HP located at a major source of HAP emissions, you must install a non-resettable hour meter prior to the startup of the engine.

(e) If you own or operate any of the following stationary RICE, you must operate and maintain the stationary RICE and after-treatment control device (if any) according to the manufacturer's emission-related written instructions or develop your own maintenance plan which must provide to the extent practicable for the maintenance and operation of the engine in a manner consistent with good air pollution control practice for minimizing emissions:

(1) An existing stationary RICE with a site rating of less than 100 HP located at a major source of HAP emissions;

(2) An existing emergency or black start stationary RICE with a site rating of less than or equal to 500 HP located at a major source of HAP emissions;

(3) An existing emergency or black start stationary RICE located at an area source of HAP emissions;

(4) An existing non-emergency, non-black start stationary CI RICE with a site rating less than or equal to 300 HP located at an area source of HAP emissions;

(5) An existing non-emergency, non-black start 2SLB stationary RICE located at an area source of HAP emissions;

(6) An existing non-emergency, non-black start stationary RICE located at an area source of HAP emissions which combusts landfill or digester gas equivalent to 10 percent or more of the gross heat input on an annual basis.

(7) An existing non-emergency, non-black start 4SLB stationary RICE with a site rating less than or equal to 500 HP located at an area source of HAP emissions;

(8) An existing non-emergency, non-black start 4SRB stationary RICE with a site rating less than or equal to 500 HP located at an area source of HAP emissions;

(9) An existing, non-emergency, non-black start 4SLB stationary RICE with a site rating greater than 500 HP located at an area source of HAP emissions that is operated 24 hours or less per calendar year; and

(10) An existing, non-emergency, non-black start 4SRB stationary RICE with a site rating greater than 500 HP located at an area source of HAP emissions that is operated 24 hours or less per calendar year.

(f) If you own or operate an existing emergency stationary RICE with a site rating of less than or equal to 500 brake HP located at a major source of HAP emissions or an existing emergency stationary RICE located at an area source of HAP emissions, you must install a non-resettable hour meter if one is not already installed.

(g) If you own or operate an existing non-emergency, non-black start CI engine greater than or equal to 300 HP that is not equipped with a closed crankcase ventilation system, you must comply with either paragraph (g)(1) or paragraph (2) of this section. Owners and operators must follow the manufacturer's specified maintenance requirements for operating and maintaining the open or closed crankcase ventilation systems and replacing the crankcase filters, or can request the Administrator to approve different maintenance requirements that are as

protective as manufacturer requirements. Existing CI engines located at area sources in areas of Alaska that meet either §63.6603(b)(1) or §63.6603(b)(2) do not have to meet the requirements of this paragraph (g). Existing CI engines located on offshore vessels that meet §63.6603(c) do not have to meet the requirements of this paragraph (g).

(1) Install a closed crankcase ventilation system that prevents crankcase emissions from being emitted to the atmosphere, or

(2) Install an open crankcase filtration emission control system that reduces emissions from the crankcase by filtering the exhaust stream to remove oil mist, particulates and metals.

(h) If you operate a new, reconstructed, or existing stationary engine, you must minimize the engine's time spent at idle during startup and minimize the engine's startup time to a period needed for appropriate and safe loading of the engine, not to exceed 30 minutes, after which time the emission standards applicable to all times other than startup in Tables 1a, 2a, 2c, and 2d to this subpart apply.

(i) If you own or operate a stationary CI engine that is subject to the work, operation or management practices in items 1 or 2 of Table 2c to this subpart or in items 1 or 4 of Table 2d to this subpart, you have the option of utilizing an oil analysis program in order to extend the specified oil change requirement in Tables 2c and 2d to this subpart. The oil analysis must be performed at the same frequency specified for changing the oil in Table 2c or 2d to this subpart. The analysis program must at a minimum analyze the following three parameters: Total Base Number, viscosity, and percent water content. The condemning limits for these parameters are as follows: Total Base Number is less than 30 percent of the Total Base Number of the oil when new; viscosity of the oil has changed by more than 20 percent from the viscosity of the oil when new; or percent water content (by volume) is greater than 0.5. If all of these condemning limits are not exceeded, the engine owner or operator is not required to change the oil. If any of the limits are exceeded, the engine owner or operator must change the oil within 2 business days of receiving the results of the analysis; if the engine is not in operation when the results of the analysis are received, the engine owner or operator must change the oil within 2 business days or before commencing operation, whichever is later. The owner or operator must keep records of the parameters that are analyzed as part of the program, the results of the analysis, and the oil changes for the engine. The analysis program must be part of the maintenance plan for the engine.

(j) If you own or operate a stationary SI engine that is subject to the work, operation or management practices in items 6, 7, or 8 of Table 2c to this subpart or in items 5, 6, 7, 9, or 11 of Table 2d to this subpart, you have the option of utilizing an oil analysis program in order to extend the specified oil change requirement in Tables 2c and 2d to this subpart. The oil analysis must be performed at the same frequency specified for changing the oil in Table 2c or 2d to this subpart. The analysis program must at a minimum analyze the following three parameters: Total Acid Number, viscosity, and percent water content. The condemning limits for these parameters are as follows: Total Acid Number increases by more than 3.0 milligrams of potassium hydroxide (KOH) per gram from Total Acid Number of the oil when new; viscosity of the oil has changed by more than 20 percent from the viscosity of the oil when new; or percent water content (by volume) is greater than 0.5. If all of these condemning limits are not exceeded, the engine owner or operator is not required to change the oil. If any of the limits are exceeded, the engine owner or operator must change the oil within 2 business days of receiving the results of the analysis; if the engine is not in operation when the results of the analysis are received, the engine owner or operator must change the oil within 2 business days or before commencing operation, whichever is later. The owner or operator must keep records of the parameters that are analyzed as part of the program, the results of the analysis, and the oil changes for the engine. The analysis program must be part of the maintenance plan for the engine.

[69 FR 33506, June 15, 2004, as amended at 73 FR 3606, Jan. 18, 2008; 75 FR 9676, Mar. 3, 2010; 75 FR 51589, Aug. 20, 2010; 76 FR 12866, Mar. 9, 2011; 78 FR 6703, Jan. 30, 2013]

§63.6630 How do I demonstrate initial compliance with the emission limitations, operating limitations, and other requirements?

- (a) You must demonstrate initial compliance with each emission limitation, operating limitation, and other requirement that applies to you according to Table 5 of this subpart.
- (b) During the initial performance test, you must establish each operating limitation in Tables 1b and 2b of this subpart that applies to you.
- (c) You must submit the Notification of Compliance Status containing the results of the initial compliance demonstration according to the requirements in §63.6645.
- (d) Non-emergency 4SRB stationary RICE complying with the requirement to reduce formaldehyde emissions by 76 percent or more can demonstrate initial compliance with the formaldehyde emission limit by testing for THC instead of formaldehyde. The testing must be conducted according to the requirements in Table 4 of this subpart. The average reduction of emissions of THC determined from the performance test must be equal to or greater than 30 percent.
- (e) The initial compliance demonstration required for existing non-emergency 4SLB and 4SRB stationary RICE with a site rating of more than 500 HP located at an area source of HAP that are not remote stationary RICE and that are operated more than 24 hours per calendar year must be conducted according to the following requirements:
 - (1) The compliance demonstration must consist of at least three test runs.
 - (2) Each test run must be of at least 15 minute duration, except that each test conducted using the method in appendix A to this subpart must consist of at least one measurement cycle and include at least 2 minutes of test data phase measurement.
 - (3) If you are demonstrating compliance with the CO concentration or CO percent reduction requirement, you must measure CO emissions using one of the CO measurement methods specified in Table 4 of this subpart, or using appendix A to this subpart.
 - (4) If you are demonstrating compliance with the THC percent reduction requirement, you must measure THC emissions using Method 25A, reported as propane, of 40 CFR part 60, appendix A.
 - (5) You must measure O₂ using one of the O₂ measurement methods specified in Table 4 of this subpart. Measurements to determine O₂ concentration must be made at the same time as the measurements for CO or THC concentration.
 - (6) If you are demonstrating compliance with the CO or THC percent reduction requirement, you must measure CO or THC emissions and O₂ emissions simultaneously at the inlet and outlet of the control device.

[69 FR 33506, June 15, 2004, as amended at 78 FR 6704, Jan. 30, 2013]

 [Back to Top](#)

CONTINUOUS COMPLIANCE REQUIREMENTS

 [Back to Top](#)

§63.6635 How do I monitor and collect data to demonstrate continuous compliance?

(a) If you must comply with emission and operating limitations, you must monitor and collect data according to this section.

(b) Except for monitor malfunctions, associated repairs, required performance evaluations, and required quality assurance or control activities, you must monitor continuously at all times that the stationary RICE is operating. A monitoring malfunction is any sudden, infrequent, not reasonably preventable failure of the monitoring to provide valid data. Monitoring failures that are caused in part by poor maintenance or careless operation are not malfunctions.

(c) You may not use data recorded during monitoring malfunctions, associated repairs, and required quality assurance or control activities in data averages and calculations used to report emission or operating levels. You must, however, use all the valid data collected during all other periods.

[69 FR 33506, June 15, 2004, as amended at 76 FR 12867, Mar. 9, 2011]

 [Back to Top](#)

§63.6640 How do I demonstrate continuous compliance with the emission limitations, operating limitations, and other requirements?

(a) You must demonstrate continuous compliance with each emission limitation, operating limitation, and other requirements in Tables 1a and 1b, Tables 2a and 2b, Table 2c, and Table 2d to this subpart that apply to you according to methods specified in Table 6 to this subpart.

(b) You must report each instance in which you did not meet each emission limitation or operating limitation in Tables 1a and 1b, Tables 2a and 2b, Table 2c, and Table 2d to this subpart that apply to you. These instances are deviations from the emission and operating limitations in this subpart. These deviations must be reported according to the requirements in §63.6650. If you change your catalyst, you must reestablish the values of the operating parameters measured during the initial performance test. When you reestablish the values of your operating parameters, you must also conduct a performance test to demonstrate that you are meeting the required emission limitation applicable to your stationary RICE.

(c) The annual compliance demonstration required for existing non-emergency 4SLB and 4SRB stationary RICE with a site rating of more than 500 HP located at an area source of HAP that are not remote stationary RICE and that are operated more than 24 hours per calendar year must be conducted according to the following requirements:

(1) The compliance demonstration must consist of at least one test run.

(2) Each test run must be of at least 15 minute duration, except that each test conducted using the method in appendix A to this subpart must consist of at least one measurement cycle and include at least 2 minutes of test data phase measurement.

(3) If you are demonstrating compliance with the CO concentration or CO percent reduction requirement, you must measure CO emissions using one of the CO measurement methods specified in Table 4 of this subpart, or using appendix A to this subpart.

(4) If you are demonstrating compliance with the THC percent reduction requirement, you must measure THC emissions using Method 25A, reported as propane, of 40 CFR part 60, appendix A.

(5) You must measure O₂ using one of the O₂ measurement methods specified in Table 4 of this subpart. Measurements to determine O₂ concentration must be made at the same time as the measurements for CO or THC concentration.

(6) If you are demonstrating compliance with the CO or THC percent reduction requirement, you must measure CO or THC emissions and O₂ emissions simultaneously at the inlet and outlet of the control device.

(7) If the results of the annual compliance demonstration show that the emissions exceed the levels specified in Table 6 of this subpart, the stationary RICE must be shut down as soon as safely possible, and appropriate corrective action must be taken (e.g., repairs, catalyst cleaning, catalyst replacement). The stationary RICE must be retested within 7 days of being restarted and the emissions must meet the levels specified in Table 6 of this subpart. If the retest shows that the emissions continue to exceed the specified levels, the stationary RICE must again be shut down as soon as safely possible, and the stationary RICE may not operate, except for purposes of startup and testing, until the owner/operator demonstrates through testing that the emissions do not exceed the levels specified in Table 6 of this subpart.

(d) For new, reconstructed, and rebuilt stationary RICE, deviations from the emission or operating limitations that occur during the first 200 hours of operation from engine startup (engine burn-in period) are not violations. Rebuilt stationary RICE means a stationary RICE that has been rebuilt as that term is defined in 40 CFR 94.11(a).

(e) You must also report each instance in which you did not meet the requirements in Table 8 to this subpart that apply to you. If you own or operate a new or reconstructed stationary RICE with a site rating of less than or equal to 500 brake HP located at a major source of HAP emissions (except new or reconstructed 4SLB engines greater than or equal to 250 and less than or equal to 500 brake HP), a new or reconstructed stationary RICE located at an area source of HAP emissions, or any of the following RICE with a site rating of more than 500 brake HP located at a major source of HAP emissions, you do not need to comply with the requirements in Table 8 to this subpart: An existing 2SLB stationary RICE, an existing 4SLB stationary RICE, an existing emergency stationary RICE, an existing limited use stationary RICE, or an existing stationary RICE which fires landfill gas or digester gas equivalent to 10 percent or more of the gross heat input on an annual basis. If you own or operate any of the following RICE with a site rating of more than 500 brake HP located at a major source of HAP emissions, you do not need to comply with the requirements in Table 8 to this subpart, except for the initial notification requirements: a new or reconstructed stationary RICE that combusts landfill gas or digester gas equivalent to 10 percent or more of the gross heat input on an annual basis, a new or reconstructed emergency stationary RICE, or a new or reconstructed limited use stationary RICE.

(f) If you own or operate an emergency stationary RICE, you must operate the emergency stationary RICE according to the requirements in paragraphs (f)(1) through (4) of this section. In order for the engine to be considered an emergency stationary RICE under this subpart, any operation other than emergency operation, maintenance and testing, emergency demand response, and operation in non-emergency situations for 50 hours per year, as described in paragraphs (f)(1) through (4) of this section, is prohibited. If you do not operate the engine according to the requirements in paragraphs (f)(1) through (4) of this section, the engine will not be considered an emergency engine under this subpart and must meet all requirements for non-emergency engines.

(1) There is no time limit on the use of emergency stationary RICE in emergency situations.

(2) You may operate your emergency stationary RICE for any combination of the purposes specified in paragraphs (f)(2)(i) through (iii) of this section for a maximum of 100 hours per calendar year. Any operation for non-emergency situations as allowed by paragraphs (f)(3) and (4) of this section counts as part of the 100 hours per calendar year allowed by this paragraph (f)(2).

(i) Emergency stationary RICE may be operated for maintenance checks and readiness testing, provided that the tests are recommended by federal, state or local government, the manufacturer, the vendor, the regional transmission organization or equivalent balancing authority and transmission operator, or the insurance company associated with the engine. The owner or operator may petition the Administrator for approval of additional hours to be used for maintenance checks and readiness testing, but a petition is not required if the owner or operator maintains records indicating that federal, state, or local standards require maintenance and testing of emergency RICE beyond 100 hours per calendar year.

(ii) Emergency stationary RICE may be operated for emergency demand response for periods in which the Reliability Coordinator under the North American Electric Reliability Corporation (NERC) Reliability Standard EOP-002-3, Capacity and Energy Emergencies (incorporated by reference, see §63.14), or other authorized entity as determined by the Reliability Coordinator, has declared an Energy Emergency Alert Level 2 as defined in the NERC Reliability Standard EOP-002-3.

(iii) Emergency stationary RICE may be operated for periods where there is a deviation of voltage or frequency of 5 percent or greater below standard voltage or frequency.

(3) Emergency stationary RICE located at major sources of HAP may be operated for up to 50 hours per calendar year in non-emergency situations. The 50 hours of operation in non-emergency situations are counted as part of the 100 hours per calendar year for maintenance and testing and emergency demand response provided in paragraph (f)(2) of this section. The 50 hours per year for non-emergency situations cannot be used for peak shaving or non-emergency demand response, or to generate income for a facility to supply power to an electric grid or otherwise supply power as part of a financial arrangement with another entity.

(4) Emergency stationary RICE located at area sources of HAP may be operated for up to 50 hours per calendar year in non-emergency situations. The 50 hours of operation in non-emergency situations are counted as part of the 100 hours per calendar year for maintenance and testing and emergency demand response provided in paragraph (f)(2) of this section. Except as provided in paragraphs (f)(4)(i) and (ii) of this section, the 50 hours per year for non-emergency situations cannot be used for peak shaving or non-emergency demand response, or to generate income for a facility to an electric grid or otherwise supply power as part of a financial arrangement with another entity.

(i) Prior to May 3, 2014, the 50 hours per year for non-emergency situations can be used for peak shaving or non-emergency demand response to generate income for a facility, or to otherwise supply power as part of a financial arrangement with another entity if the engine is operated as part of a peak shaving (load management program) with the local distribution system operator and the power is provided only to the facility itself or to support the local distribution system.

(ii) The 50 hours per year for non-emergency situations can be used to supply power as part of a financial arrangement with another entity if all of the following conditions are met:

(A) The engine is dispatched by the local balancing authority or local transmission and distribution system operator.

(B) The dispatch is intended to mitigate local transmission and/or distribution limitations so as to avert potential voltage collapse or line overloads that could lead to the interruption of power supply in a local area or region.

(C) The dispatch follows reliability, emergency operation or similar protocols that follow specific NERC, regional, state, public utility commission or local standards or guidelines.

(D) The power is provided only to the facility itself or to support the local transmission and distribution system.

(E) The owner or operator identifies and records the entity that dispatches the engine and the specific NERC, regional, state, public utility commission or local standards or guidelines that are being followed for dispatching the engine. The local balancing authority or local transmission and distribution system operator may keep these records on behalf of the engine owner or operator.

 [Back to Top](#)

NOTIFICATIONS, REPORTS, AND RECORDS

 [Back to Top](#)

§63.6645 What notifications must I submit and when?

(a) You must submit all of the notifications in §§63.7(b) and (c), 63.8(e), (f)(4) and (f)(6), 63.9(b) through (e), and (g) and (h) that apply to you by the dates specified if you own or operate any of the following;

(1) An existing stationary RICE with a site rating of less than or equal to 500 brake HP located at a major source of HAP emissions.

(2) An existing stationary RICE located at an area source of HAP emissions.

(3) A stationary RICE with a site rating of more than 500 brake HP located at a major source of HAP emissions.

(4) A new or reconstructed 4SLB stationary RICE with a site rating of greater than or equal to 250 HP located at a major source of HAP emissions.

(5) This requirement does not apply if you own or operate an existing stationary RICE less than 100 HP, an existing stationary emergency RICE, or an existing stationary RICE that is not subject to any numerical emission standards.

(b) As specified in §63.9(b)(2), if you start up your stationary RICE with a site rating of more than 500 brake HP located at a major source of HAP emissions before the effective date of this subpart, you must submit an Initial Notification not later than December 13, 2004.

(c) If you start up your new or reconstructed stationary RICE with a site rating of more than 500 brake HP located at a major source of HAP emissions on or after August 16, 2004, you must submit an Initial Notification not later than 120 days after you become subject to this subpart.

(d) As specified in §63.9(b)(2), if you start up your stationary RICE with a site rating of equal to or less than 500 brake HP located at a major source of HAP emissions before the effective date of this subpart and you are required to submit an initial notification, you must submit an Initial Notification not later than July 16, 2008.

(e) If you start up your new or reconstructed stationary RICE with a site rating of equal to or less than 500 brake HP located at a major source of HAP emissions on or after March 18, 2008 and you are required to submit an initial notification, you must submit an Initial Notification not later than 120 days after you become subject to this subpart.

(f) If you are required to submit an Initial Notification but are otherwise not affected by the requirements of this subpart, in accordance with §63.6590(b), your notification should include the information in §63.9(b)(2)(i) through (v), and a statement that your stationary RICE has no additional requirements and explain the basis of the exclusion (for example, that it operates exclusively as an emergency stationary RICE if it has a site rating of more than 500 brake HP located at a major source of HAP emissions).

(g) If you are required to conduct a performance test, you must submit a Notification of Intent to conduct a performance test at least 60 days before the performance test is scheduled to begin as required in §63.7(b)(1).

(h) If you are required to conduct a performance test or other initial compliance demonstration as specified in Tables 4 and 5 to this subpart, you must submit a Notification of Compliance Status according to §63.9(h)(2)(ii).

(1) For each initial compliance demonstration required in Table 5 to this subpart that does not include a performance test, you must submit the Notification of Compliance Status before the close of business on the 30th day following the completion of the initial compliance demonstration.

(2) For each initial compliance demonstration required in Table 5 to this subpart that includes a performance test conducted according to the requirements in Table 3 to this subpart, you must submit the Notification of Compliance Status, including the performance test results, before the close of business on the 60th day following the completion of the performance test according to §63.10(d)(2).

(i) If you own or operate an existing non-emergency CI RICE with a site rating of more than 300 HP located at an area source of HAP emissions that is certified to the Tier 1 or Tier 2 emission standards in Table 1 of 40 CFR 89.112 and subject to an enforceable state or local standard requiring engine replacement and you intend to meet management practices rather than emission limits, as specified in §63.6603(d), you must submit a notification by March 3, 2013, stating that you intend to use the provision in §63.6603(d) and identifying the state or local regulation that the engine is subject to.

[73 FR 3606, Jan. 18, 2008, as amended at 75 FR 9677, Mar. 3, 2010; 75 FR 51591, Aug. 20, 2010; 78 FR 6705, Jan. 30, 2013]

 [Back to Top](#)

§63.6650 What reports must I submit and when?

(a) You must submit each report in Table 7 of this subpart that applies to you.

(b) Unless the Administrator has approved a different schedule for submission of reports under §63.10(a), you must submit each report by the date in Table 7 of this subpart and according to the requirements in paragraphs (b)(1) through (b)(9) of this section.

(1) For semiannual Compliance reports, the first Compliance report must cover the period beginning on the compliance date that is specified for your affected source in §63.6595 and ending on June 30 or December 31, whichever date is the first date following the end of the first calendar half after the compliance date that is specified for your source in §63.6595.

(2) For semiannual Compliance reports, the first Compliance report must be postmarked or delivered no later than July 31 or January 31, whichever date follows the end of the first calendar half after the compliance date that is specified for your affected source in §63.6595.

(3) For semiannual Compliance reports, each subsequent Compliance report must cover the semiannual reporting period from January 1 through June 30 or the semiannual reporting period from July 1 through December 31.

(4) For semiannual Compliance reports, each subsequent Compliance report must be postmarked or delivered no later than July 31 or January 31, whichever date is the first date following the end of the semiannual reporting period.

(5) For each stationary RICE that is subject to permitting regulations pursuant to 40 CFR part 70 or 71, and if the permitting authority has established dates for submitting semiannual reports pursuant to 40 CFR 70.6(a)(3)(iii)(A) or 40 CFR 71.6 (a)(3)(iii)(A), you may submit the first and subsequent Compliance reports according to the dates the permitting authority has established instead of according to the dates in paragraphs (b)(1) through (b)(4) of this section.

(6) For annual Compliance reports, the first Compliance report must cover the period beginning on the compliance date that is specified for your affected source in §63.6595 and ending on December 31.

(7) For annual Compliance reports, the first Compliance report must be postmarked or delivered no later than January 31 following the end of the first calendar year after the compliance date that is specified for your affected source in §63.6595.

(8) For annual Compliance reports, each subsequent Compliance report must cover the annual reporting period from January 1 through December 31.

(9) For annual Compliance reports, each subsequent Compliance report must be postmarked or delivered no later than January 31.

(c) The Compliance report must contain the information in paragraphs (c)(1) through (6) of this section.

(1) Company name and address.

(2) Statement by a responsible official, with that official's name, title, and signature, certifying the accuracy of the content of the report.

(3) Date of report and beginning and ending dates of the reporting period.

(4) If you had a malfunction during the reporting period, the compliance report must include the number, duration, and a brief description for each type of malfunction which occurred during the reporting period and which caused or may have caused any applicable emission limitation to be exceeded. The report must also include a description of actions taken by an owner or operator during a malfunction of an affected source to minimize emissions in accordance with §63.6605(b), including actions taken to correct a malfunction.

(5) If there are no deviations from any emission or operating limitations that apply to you, a statement that there were no deviations from the emission or operating limitations during the reporting period.

(6) If there were no periods during which the continuous monitoring system (CMS), including CEMS and CPMS, was out-of-control, as specified in §63.8(c)(7), a statement that there were no periods during which the CMS was out-of-control during the reporting period.

(d) For each deviation from an emission or operating limitation that occurs for a stationary RICE where you are not using a CMS to comply with the emission or operating limitations in this subpart, the Compliance report must contain the information in paragraphs (c)(1) through (4) of this section and the information in paragraphs (d)(1) and (2) of this section.

(1) The total operating time of the stationary RICE at which the deviation occurred during the reporting period.

(2) Information on the number, duration, and cause of deviations (including unknown cause, if applicable), as applicable, and the corrective action taken.

(e) For each deviation from an emission or operating limitation occurring for a stationary RICE where you are using a CMS to comply with the emission and operating limitations in this subpart, you must include information in paragraphs (c)(1) through (4) and (e)(1) through (12) of this section.

(1) The date and time that each malfunction started and stopped.

(2) The date, time, and duration that each CMS was inoperative, except for zero (low-level) and high-level checks.

(3) The date, time, and duration that each CMS was out-of-control, including the information in §63.8(c)(8).

(4) The date and time that each deviation started and stopped, and whether each deviation occurred during a period of malfunction or during another period.

(5) A summary of the total duration of the deviation during the reporting period, and the total duration as a percent of the total source operating time during that reporting period.

(6) A breakdown of the total duration of the deviations during the reporting period into those that are due to control equipment problems, process problems, other known causes, and other unknown causes.

(7) A summary of the total duration of CMS downtime during the reporting period, and the total duration of CMS downtime as a percent of the total operating time of the stationary RICE at which the CMS downtime occurred during that reporting period.

(8) An identification of each parameter and pollutant (CO or formaldehyde) that was monitored at the stationary RICE.

(9) A brief description of the stationary RICE.

(10) A brief description of the CMS.

(11) The date of the latest CMS certification or audit.

(12) A description of any changes in CMS, processes, or controls since the last reporting period.

(f) Each affected source that has obtained a title V operating permit pursuant to 40 CFR part 70 or 71 must report all deviations as defined in this subpart in the semiannual monitoring report required by 40 CFR 70.6(a)(3)(iii)(A) or 40 CFR 71.6(a)(3)(iii)(A). If an affected source submits a Compliance report pursuant to Table 7 of this subpart along with, or as part of, the semiannual monitoring report required by 40 CFR 70.6(a)(3)(iii)(A) or 40 CFR 71.6(a)(3)(iii)(A), and the Compliance report includes all required information concerning deviations from any emission or operating limitation in this subpart, submission of the Compliance report shall be deemed to satisfy any obligation to report the same deviations in the semiannual monitoring report. However, submission of a Compliance report shall not otherwise affect any obligation the affected source may have to report deviations from permit requirements to the permit authority.

(g) If you are operating as a new or reconstructed stationary RICE which fires landfill gas or digester gas equivalent to 10 percent or more of the gross heat input on an annual basis, you must submit an annual report according to Table 7 of this subpart by the date specified unless the Administrator has approved a different schedule, according to the information described in paragraphs (b)(1) through (b)(5) of this section. You must report the data specified in (g)(1) through (g)(3) of this section.

(1) Fuel flow rate of each fuel and the heating values that were used in your calculations. You must also demonstrate that the percentage of heat input provided by landfill gas or digester gas is equivalent to 10 percent or more of the total fuel consumption on an annual basis.

(2) The operating limits provided in your federally enforceable permit, and any deviations from these limits.

(3) Any problems or errors suspected with the meters.

(h) If you own or operate an emergency stationary RICE with a site rating of more than 100 brake HP that operates or is contractually obligated to be available for more than 15 hours per calendar year for the purposes specified in §63.6640(f)(2)(ii) and (iii) or that operates for the purpose specified in §63.6640(f)(4)(ii), you must submit an annual report according to the requirements in paragraphs (h)(1) through (3) of this section.

(1) The report must contain the following information:

(i) Company name and address where the engine is located.

(ii) Date of the report and beginning and ending dates of the reporting period.

(iii) Engine site rating and model year.

(iv) Latitude and longitude of the engine in decimal degrees reported to the fifth decimal place.

(v) Hours operated for the purposes specified in §63.6640(f)(2)(ii) and (iii), including the date, start time, and end time for engine operation for the purposes specified in §63.6640(f)(2)(ii) and (iii).

(vi) Number of hours the engine is contractually obligated to be available for the purposes specified in §63.6640(f)(2)(ii) and (iii).

(vii) Hours spent for operation for the purpose specified in §63.6640(f)(4)(ii), including the date, start time, and end time for engine operation for the purposes specified in §63.6640(f)(4)(ii). The report must also identify the entity that dispatched the engine and the situation that necessitated the dispatch of the engine.

(viii) If there were no deviations from the fuel requirements in §63.6604 that apply to the engine (if any), a statement that there were no deviations from the fuel requirements during the reporting period.

(ix) If there were deviations from the fuel requirements in §63.6604 that apply to the engine (if any), information on the number, duration, and cause of deviations, and the corrective action taken.

(2) The first annual report must cover the calendar year 2015 and must be submitted no later than March 31, 2016. Subsequent annual reports for each calendar year must be submitted no later than March 31 of the following calendar year.

(3) The annual report must be submitted electronically using the subpart specific reporting form in the Compliance and Emissions Data Reporting Interface (CEDRI) that is accessed through EPA's Central Data Exchange (CDX) (*www.epa.gov/cdx*). However, if the reporting form specific to this subpart is not available in CEDRI at the time that the report is due, the written report must be submitted to the Administrator at the appropriate address listed in §63.13.

[69 FR 33506, June 15, 2004, as amended at 75 FR 9677, Mar. 3, 2010; 78 FR 6705, Jan. 30, 2013]

 [Back to Top](#)

§63.6655 What records must I keep?

(a) If you must comply with the emission and operating limitations, you must keep the records described in paragraphs (a)(1) through (a)(5), (b)(1) through (b)(3) and (c) of this section.

(1) A copy of each notification and report that you submitted to comply with this subpart, including all documentation supporting any Initial Notification or Notification of Compliance Status that you submitted, according to the requirement in §63.10(b)(2)(xiv).

(2) Records of the occurrence and duration of each malfunction of operation (*i.e.*, process equipment) or the air pollution control and monitoring equipment.

(3) Records of performance tests and performance evaluations as required in §63.10(b)(2)(viii).

(4) Records of all required maintenance performed on the air pollution control and monitoring equipment.

(5) Records of actions taken during periods of malfunction to minimize emissions in accordance with §63.6605(b), including corrective actions to restore malfunctioning process and air pollution control and monitoring equipment to its normal or usual manner of operation.

(b) For each CEMS or CPMS, you must keep the records listed in paragraphs (b)(1) through (3) of this section.

(1) Records described in §63.10(b)(2)(vi) through (xi).

(2) Previous (*i.e.*, superseded) versions of the performance evaluation plan as required in §63.8(d)(3).

(3) Requests for alternatives to the relative accuracy test for CEMS or CPMS as required in §63.8(f)(6)(i), if applicable.

(c) If you are operating a new or reconstructed stationary RICE which fires landfill gas or digester gas equivalent to 10 percent or more of the gross heat input on an annual basis, you must keep the records of your daily fuel usage monitors.

(d) You must keep the records required in Table 6 of this subpart to show continuous compliance with each emission or operating limitation that applies to you.

(e) You must keep records of the maintenance conducted on the stationary RICE in order to demonstrate that you operated and maintained the stationary RICE and after-treatment control device (if any) according to your own maintenance plan if you own or operate any of the following stationary RICE;

(1) An existing stationary RICE with a site rating of less than 100 brake HP located at a major source of HAP emissions.

(2) An existing stationary emergency RICE.

(3) An existing stationary RICE located at an area source of HAP emissions subject to management practices as shown in Table 2d to this subpart.

(f) If you own or operate any of the stationary RICE in paragraphs (f)(1) through (2) of this section, you must keep records of the hours of operation of the engine that is recorded through the non-resettable hour meter. The owner or operator must document how many hours are spent for emergency operation, including what classified the operation as emergency and how many hours are spent for non-emergency operation. If the engine is used for the purposes specified in §63.6640(f)(2)(ii) or (iii) or §63.6640(f)(4)(ii), the owner or operator must keep records of the notification of the emergency situation, and the date, start time, and end time of engine operation for these purposes.

(1) An existing emergency stationary RICE with a site rating of less than or equal to 500 brake HP located at a major source of HAP emissions that does not meet the standards applicable to non-emergency engines.

(2) An existing emergency stationary RICE located at an area source of HAP emissions that does not meet the standards applicable to non-emergency engines.

[69 FR 33506, June 15, 2004, as amended at 75 FR 9678, Mar. 3, 2010; 75 FR 51592, Aug. 20, 2010; 78 FR 6706, Jan. 30, 2013]

 [Back to Top](#)

§63.6660 In what form and how long must I keep my records?

(a) Your records must be in a form suitable and readily available for expeditious review according to §63.10(b)(1).

(b) As specified in §63.10(b)(1), you must keep each record for 5 years following the date of each occurrence, measurement, maintenance, corrective action, report, or record.

(c) You must keep each record readily accessible in hard copy or electronic form for at least 5 years after the date of each occurrence, measurement, maintenance, corrective action, report, or record, according to §63.10(b)(1).

[69 FR 33506, June 15, 2004, as amended at 75 FR 9678, Mar. 3, 2010]

 [Back to Top](#)

OTHER REQUIREMENTS AND INFORMATION

 [Back to Top](#)

§63.6665 What parts of the General Provisions apply to me?

Table 8 to this subpart shows which parts of the General Provisions in §§63.1 through 63.15 apply to you. If you own or operate a new or reconstructed stationary RICE with a site rating of less than or equal to 500 brake HP located at a major source of HAP emissions (except new or reconstructed 4SLB engines greater than or equal to 250 and less than or equal to 500 brake HP), a new or reconstructed stationary RICE located at an area source of HAP emissions, or any of the following RICE with a site rating of more than 500 brake HP located at a major source of HAP emissions, you do not need to comply with any of the requirements of the General Provisions specified in Table 8: An existing 2SLB stationary RICE, an existing 4SLB stationary RICE, an existing stationary RICE that combusts landfill or digester gas equivalent to 10 percent or more of the gross heat input on an annual basis, an existing emergency stationary RICE, or an existing limited use stationary RICE. If you own or operate any of the following RICE with a site rating of more than 500 brake HP located at a major source of HAP emissions, you do not need to comply with the requirements in the General Provisions specified in Table 8 except for the initial notification requirements: A new stationary RICE that combusts landfill gas or digester gas equivalent to 10 percent or more of the gross heat input on an annual basis, a new emergency stationary RICE, or a new limited use stationary RICE.

[75 FR 9678, Mar. 3, 2010]

 [Back to Top](#)

§63.6670 Who implements and enforces this subpart?

(a) This subpart is implemented and enforced by the U.S. EPA, or a delegated authority such as your State, local, or tribal agency. If the U.S. EPA Administrator has delegated authority to your State, local, or tribal agency, then that agency (as well as the U.S. EPA) has the authority to implement and enforce this subpart. You should contact your U.S. EPA Regional Office to find out whether this subpart is delegated to your State, local, or tribal agency.

(b) In delegating implementation and enforcement authority of this subpart to a State, local, or tribal agency under 40 CFR part 63, subpart E, the authorities contained in paragraph (c) of this section are retained by the Administrator of the U.S. EPA and are not transferred to the State, local, or tribal agency.

(c) The authorities that will not be delegated to State, local, or tribal agencies are:

(1) Approval of alternatives to the non-opacity emission limitations and operating limitations in §63.6600 under §63.6(g).

(2) Approval of major alternatives to test methods under §63.7(e)(2)(ii) and (f) and as defined in §63.90.

(3) Approval of major alternatives to monitoring under §63.8(f) and as defined in §63.90.

(4) Approval of major alternatives to recordkeeping and reporting under §63.10(f) and as defined in §63.90.

(5) Approval of a performance test which was conducted prior to the effective date of the rule, as specified in §63.6610(b).

 [Back to Top](#)

§63.6675 What definitions apply to this subpart?

Terms used in this subpart are defined in the Clean Air Act (CAA); in 40 CFR 63.2, the General Provisions of this part; and in this section as follows:

Alaska Railbelt Grid means the service areas of the six regulated public utilities that extend from Fairbanks to Anchorage and the Kenai Peninsula. These utilities are Golden Valley Electric Association; Chugach Electric Association; Matanuska Electric Association; Homer Electric Association; Anchorage Municipal Light & Power; and the City of Seward Electric System.

Area source means any stationary source of HAP that is not a major source as defined in part 63.

Associated equipment as used in this subpart and as referred to in section 112(n)(4) of the CAA, means equipment associated with an oil or natural gas exploration or production well, and includes all equipment from the well bore to the point of custody transfer, except glycol dehydration units, storage vessels with potential for flash emissions, combustion turbines, and stationary RICE.

Backup power for renewable energy means an engine that provides backup power to a facility that generates electricity from renewable energy resources, as that term is defined in Alaska Statute 42.45.045(l)(5) (incorporated by reference, see §63.14).

Black start engine means an engine whose only purpose is to start up a combustion turbine.

CAA means the Clean Air Act (42 U.S.C. 7401 *et seq.*, as amended by Public Law 101-549, 104 Stat. 2399).

Commercial emergency stationary RICE means an emergency stationary RICE used in commercial establishments such as office buildings, hotels, stores, telecommunications facilities, restaurants, financial institutions such as banks, doctor's offices, and sports and performing arts facilities.

Compression ignition means relating to a type of stationary internal combustion engine that is not a spark ignition engine.

Custody transfer means the transfer of hydrocarbon liquids or natural gas: After processing and/or treatment in the producing operations, or from storage vessels or automatic transfer facilities or other such equipment, including product loading racks, to pipelines or any other forms of transportation. For the purposes of this subpart, the point at which such liquids or natural gas enters a natural gas processing plant is a point of custody transfer.

Deviation means any instance in which an affected source subject to this subpart, or an owner or operator of such a source:

(1) Fails to meet any requirement or obligation established by this subpart, including but not limited to any emission limitation or operating limitation;

(2) Fails to meet any term or condition that is adopted to implement an applicable requirement in this subpart and that is included in the operating permit for any affected source required to obtain such a permit; or

(3) Fails to meet any emission limitation or operating limitation in this subpart during malfunction, regardless of whether or not such failure is permitted by this subpart.

(4) Fails to satisfy the general duty to minimize emissions established by §63.6(e)(1)(i).

Diesel engine means any stationary RICE in which a high boiling point liquid fuel injected into the combustion chamber ignites when the air charge has been compressed to a temperature sufficiently high for auto-ignition. This process is also known as compression ignition.

Diesel fuel means any liquid obtained from the distillation of petroleum with a boiling point of approximately 150 to 360 degrees Celsius. One commonly used form is fuel oil number 2. Diesel fuel also includes any non-distillate fuel with comparable physical and chemical properties (*e.g.* biodiesel) that is suitable for use in compression ignition engines.

Digester gas means any gaseous by-product of wastewater treatment typically formed through the anaerobic decomposition of organic waste materials and composed principally of methane and CO₂.

Dual-fuel engine means any stationary RICE in which a liquid fuel (typically diesel fuel) is used for compression ignition and gaseous fuel (typically natural gas) is used as the primary fuel.

Emergency stationary RICE means any stationary reciprocating internal combustion engine that meets all of the criteria in paragraphs (1) through (3) of this definition. All emergency stationary RICE must comply with the requirements specified in §63.6640(f) in order to be considered emergency stationary RICE. If the engine does not comply with the requirements specified in §63.6640(f), then it is not considered to be an emergency stationary RICE under this subpart.

(1) The stationary RICE is operated to provide electrical power or mechanical work during an emergency situation. Examples include stationary RICE used to produce power for critical networks or equipment (including power supplied to portions of a facility) when electric power from the local utility (or the normal power source, if the facility runs on its own power production) is interrupted, or stationary RICE used to pump water in the case of fire or flood, etc.

(2) The stationary RICE is operated under limited circumstances for situations not included in paragraph (1) of this definition, as specified in §63.6640(f).

(3) The stationary RICE operates as part of a financial arrangement with another entity in situations not included in paragraph (1) of this definition only as allowed in §63.6640(f)(2)(ii) or (iii) and §63.6640(f)(4)(i) or (ii).

Engine startup means the time from initial start until applied load and engine and associated equipment reaches steady state or normal operation. For stationary engine with catalytic controls, engine startup means the time from initial start until applied load and engine and associated equipment, including the catalyst, reaches steady state or normal operation.

Four-stroke engine means any type of engine which completes the power cycle in two crankshaft revolutions, with intake and compression strokes in the first revolution and power and exhaust strokes in the second revolution.

Gaseous fuel means a material used for combustion which is in the gaseous state at standard atmospheric temperature and pressure conditions.

Gasoline means any fuel sold in any State for use in motor vehicles and motor vehicle engines, or nonroad or stationary engines, and commonly or commercially known or sold as gasoline.

Glycol dehydration unit means a device in which a liquid glycol (including, but not limited to, ethylene glycol, diethylene glycol, or triethylene glycol) absorbent directly contacts a natural gas stream and absorbs water in a contact tower or absorption column (absorber). The glycol contacts and absorbs water vapor and other gas stream constituents from the natural gas and becomes "rich" glycol. This glycol is then regenerated in the glycol dehydration unit reboiler. The "lean" glycol is then recycled.

Hazardous air pollutants (HAP) means any air pollutants listed in or pursuant to section 112(b) of the CAA.

Institutional emergency stationary RICE means an emergency stationary RICE used in institutional establishments such as medical centers, nursing homes, research centers, institutions of higher education, correctional facilities, elementary and secondary schools, libraries, religious establishments, police stations, and fire stations.

ISO standard day conditions means 288 degrees Kelvin (15 degrees Celsius), 60 percent relative humidity and 101.3 kilopascals pressure.

Landfill gas means a gaseous by-product of the land application of municipal refuse typically formed through the anaerobic decomposition of waste materials and composed principally of methane and CO₂.

Lean burn engine means any two-stroke or four-stroke spark ignited engine that does not meet the definition of a rich burn engine.

Limited use stationary RICE means any stationary RICE that operates less than 100 hours per year.

Liquefied petroleum gas means any liquefied hydrocarbon gas obtained as a by-product in petroleum refining of natural gas production.

Liquid fuel means any fuel in liquid form at standard temperature and pressure, including but not limited to diesel, residual/crude oil, kerosene/naphtha (jet fuel), and gasoline.

Major Source, as used in this subpart, shall have the same meaning as in §63.2, except that:

(1) Emissions from any oil or gas exploration or production well (with its associated equipment (as defined in this section)) and emissions from any pipeline compressor station or pump station shall not be aggregated with emissions from other similar units, to determine whether such emission points or stations are major sources, even when emission points are in a contiguous area or under common control;

(2) For oil and gas production facilities, emissions from processes, operations, or equipment that are not part of the same oil and gas production facility, as defined in §63.1271 of subpart HHH of this part, shall not be aggregated;

(3) For production field facilities, only HAP emissions from glycol dehydration units, storage vessel with the potential for flash emissions, combustion turbines and reciprocating internal combustion engines shall be aggregated for a major source determination; and

(4) Emissions from processes, operations, and equipment that are not part of the same natural gas transmission and storage facility, as defined in §63.1271 of subpart HHH of this part, shall not be aggregated.

Malfunction means any sudden, infrequent, and not reasonably preventable failure of air pollution control equipment, process equipment, or a process to operate in a normal or usual manner which causes, or has the potential to cause, the emission limitations in an applicable standard to be exceeded. Failures that are caused in part by poor maintenance or careless operation are not malfunctions.

Natural gas means a naturally occurring mixture of hydrocarbon and non-hydrocarbon gases found in geologic formations beneath the Earth's surface, of which the principal constituent is methane. Natural gas may be field or pipeline quality.

Non-selective catalytic reduction (NSCR) means an add-on catalytic nitrogen oxides (NO_x) control device for rich burn engines that, in a two-step reaction, promotes the conversion of excess oxygen, NO_x, CO, and volatile organic compounds (VOC) into CO₂, nitrogen, and water.

Oil and gas production facility as used in this subpart means any grouping of equipment where hydrocarbon liquids are processed, upgraded (*i.e.*, remove impurities or other constituents to meet contract specifications), or stored prior to the point of custody transfer; or where natural gas is processed, upgraded, or stored prior to entering the natural gas transmission and storage source category. For purposes of a major source determination, facility (including a building, structure, or installation) means oil and natural gas production and processing equipment that is located within the boundaries of an individual surface site as defined in this section. Equipment that is part of a facility will typically be located within close proximity to other equipment located at the same facility. Pieces of production equipment or groupings of equipment located on different oil and gas leases, mineral fee tracts, lease tracts, subsurface or surface unit areas, surface fee tracts, surface lease tracts, or separate surface sites, whether or not connected by a road, waterway, power line or pipeline, shall not be considered part of the same facility. Examples of facilities in the oil and natural gas production source category include, but are not limited to, well sites, satellite tank batteries, central tank batteries, a compressor station that transports natural gas to a natural gas processing plant, and natural gas processing plants.

Oxidation catalyst means an add-on catalytic control device that controls CO and VOC by oxidation.

Peaking unit or engine means any standby engine intended for use during periods of high demand that are not emergencies.

Percent load means the fractional power of an engine compared to its maximum manufacturer's design capacity at engine site conditions. Percent load may range between 0 percent to above 100 percent.

Potential to emit means the maximum capacity of a stationary source to emit a pollutant under its physical and operational design. Any physical or operational limitation on the capacity of the stationary source to emit a

pollutant, including air pollution control equipment and restrictions on hours of operation or on the type or amount of material combusted, stored, or processed, shall be treated as part of its design if the limitation or the effect it would have on emissions is federally enforceable. For oil and natural gas production facilities subject to subpart HH of this part, the potential to emit provisions in §63.760(a) may be used. For natural gas transmission and storage facilities subject to subpart HHH of this part, the maximum annual facility gas throughput for storage facilities may be determined according to §63.1270(a)(1) and the maximum annual throughput for transmission facilities may be determined according to §63.1270(a)(2).

Production field facility means those oil and gas production facilities located prior to the point of custody transfer.

Production well means any hole drilled in the earth from which crude oil, condensate, or field natural gas is extracted.

Propane means a colorless gas derived from petroleum and natural gas, with the molecular structure C_3H_8 .

Remote stationary RICE means stationary RICE meeting any of the following criteria:

(1) Stationary RICE located in an offshore area that is beyond the line of ordinary low water along that portion of the coast of the United States that is in direct contact with the open seas and beyond the line marking the seaward limit of inland waters.

(2) Stationary RICE located on a pipeline segment that meets both of the criteria in paragraphs (2)(i) and (ii) of this definition.

(i) A pipeline segment with 10 or fewer buildings intended for human occupancy and no buildings with four or more stories within 220 yards (200 meters) on either side of the centerline of any continuous 1-mile (1.6 kilometers) length of pipeline. Each separate dwelling unit in a multiple dwelling unit building is counted as a separate building intended for human occupancy.

(ii) The pipeline segment does not lie within 100 yards (91 meters) of either a building or a small, well-defined outside area (such as a playground, recreation area, outdoor theater, or other place of public assembly) that is occupied by 20 or more persons on at least 5 days a week for 10 weeks in any 12-month period. The days and weeks need not be consecutive. The building or area is considered occupied for a full day if it is occupied for any portion of the day.

(iii) For purposes of this paragraph (2), the term pipeline segment means all parts of those physical facilities through which gas moves in transportation, including but not limited to pipe, valves, and other appurtenance attached to pipe, compressor units, metering stations, regulator stations, delivery stations, holders, and fabricated assemblies. Stationary RICE located within 50 yards (46 meters) of the pipeline segment providing power for equipment on a pipeline segment are part of the pipeline segment. Transportation of gas means the gathering, transmission, or distribution of gas by pipeline, or the storage of gas. A building is intended for human occupancy if its primary use is for a purpose involving the presence of humans.

(3) Stationary RICE that are not located on gas pipelines and that have 5 or fewer buildings intended for human occupancy and no buildings with four or more stories within a 0.25 mile radius around the engine. A building is intended for human occupancy if its primary use is for a purpose involving the presence of humans.

Residential emergency stationary RICE means an emergency stationary RICE used in residential establishments such as homes or apartment buildings.

Responsible official means responsible official as defined in 40 CFR 70.2.

Rich burn engine means any four-stroke spark ignited engine where the manufacturer's recommended operating air/fuel ratio divided by the stoichiometric air/fuel ratio at full load conditions is less than or equal to 1.1. Engines originally manufactured as rich burn engines, but modified prior to December 19, 2002 with passive emission control technology for NO_x (such as pre-combustion chambers) will be considered lean burn engines. Also, existing engines where there are no manufacturer's recommendations regarding air/fuel ratio will be considered a rich burn engine if the excess oxygen content of the exhaust at full load conditions is less than or equal to 2 percent.

Site-rated HP means the maximum manufacturer's design capacity at engine site conditions.

Spark ignition means relating to either: A gasoline-fueled engine; or any other type of engine with a spark plug (or other sparking device) and with operating characteristics significantly similar to the theoretical Otto combustion cycle. Spark ignition engines usually use a throttle to regulate intake air flow to control power during normal operation. Dual-fuel engines in which a liquid fuel (typically diesel fuel) is used for CI and gaseous fuel (typically natural gas) is used as the primary fuel at an annual average ratio of less than 2 parts diesel fuel to 100 parts total fuel on an energy equivalent basis are spark ignition engines.

Stationary reciprocating internal combustion engine (RICE) means any reciprocating internal combustion engine which uses reciprocating motion to convert heat energy into mechanical work and which is not mobile. Stationary RICE differ from mobile RICE in that a stationary RICE is not a non-road engine as defined at 40 CFR 1068.30, and is not used to propel a motor vehicle or a vehicle used solely for competition.

Stationary RICE test cell/stand means an engine test cell/stand, as defined in subpart P of this part, that tests stationary RICE.

Stoichiometric means the theoretical air-to-fuel ratio required for complete combustion.

Storage vessel with the potential for flash emissions means any storage vessel that contains a hydrocarbon liquid with a stock tank gas-to-oil ratio equal to or greater than 0.31 cubic meters per liter and an American Petroleum Institute gravity equal to or greater than 40 degrees and an actual annual average hydrocarbon liquid throughput equal to or greater than 79,500 liters per day. Flash emissions occur when dissolved hydrocarbons in the fluid evolve from solution when the fluid pressure is reduced.

Subpart means 40 CFR part 63, subpart ZZZZ.

Surface site means any combination of one or more graded pad sites, gravel pad sites, foundations, platforms, or the immediate physical location upon which equipment is physically affixed.

Two-stroke engine means a type of engine which completes the power cycle in single crankshaft revolution by combining the intake and compression operations into one stroke and the power and exhaust operations into a second stroke. This system requires auxiliary scavenging and inherently runs lean of stoichiometric.

[69 FR 33506, June 15, 2004, as amended at 71 FR 20467, Apr. 20, 2006; 73 FR 3607, Jan. 18, 2008; 75 FR 9679, Mar. 3, 2010; 75 FR 51592, Aug. 20, 2010; 76 FR 12867, Mar. 9, 2011; 78 FR 6706, Jan. 30, 2013]

 [Back to Top](#)

Table 1a to Subpart ZZZZ of Part 63—Emission Limitations for Existing, New, and Reconstructed Spark Ignition, 4SRB Stationary RICE >500 HP Located at a Major Source of HAP Emissions

As stated in §§63.6600 and 63.6640, you must comply with the following emission limitations at 100 percent load plus or minus 10 percent for existing, new and reconstructed 4SRB stationary RICE >500 HP located at a major source of HAP emissions:

For each . . .	You must meet the following emission limitation, except during periods of startup . . .	During periods of startup you must . . .
1. 4SRB stationary RICE	a. Reduce formaldehyde emissions by 76 percent or more. If you commenced construction or reconstruction between December 19, 2002 and June 15, 2004, you may reduce formaldehyde emissions by 75 percent or more until June 15, 2007 or	Minimize the engine's time spent at idle and minimize the engine's startup time at startup to a period needed for appropriate and safe loading of the engine, not to exceed 30 minutes, after which time the non-startup emission limitations apply. ¹
	b. Limit the concentration of formaldehyde in the stationary RICE exhaust to 350 ppbvd or less at 15 percent O ₂	

¹ Sources can petition the Administrator pursuant to the requirements of 40 CFR 63.6(g) for alternative work practices.

[75 FR 9679, Mar. 3, 2010, as amended at 75 FR 51592, Aug. 20, 2010]

 [Back to Top](#)

Table 1b to Subpart ZZZZ of Part 63—Operating Limitations for Existing, New, and Reconstructed SI 4SRB Stationary RICE >500 HP Located at a Major Source of HAP Emissions

As stated in §§63.6600, 63.6603, 63.6630 and 63.6640, you must comply with the following operating limitations for existing, new and reconstructed 4SRB stationary RICE >500 HP located at a major source of HAP emissions:

For each . . .	You must meet the following operating limitation, except during periods of startup . . .
1. existing, new and reconstructed 4SRB stationary RICE >500 HP located at a major source of HAP emissions complying with the requirement to reduce formaldehyde emissions by 76 percent or more (or by 75 percent or more, if applicable) and using NSCR; or existing, new and reconstructed 4SRB stationary RICE >500 HP located at a major source of HAP emissions complying with the requirement to limit the concentration of formaldehyde in the stationary RICE exhaust to 350 ppbvd or less at 15 percent O ₂ and using NSCR;	a. maintain your catalyst so that the pressure drop across the catalyst does not change by more than 2 inches of water at 100 percent load plus or minus 10 percent from the pressure drop across the catalyst measured during the initial performance test; and b. maintain the temperature of your stationary RICE exhaust so that the catalyst inlet temperature is greater than or equal to 750 °F and less than or equal to 1250 °F. ¹
2. existing, new and reconstructed 4SRB stationary RICE >500 HP located at a major source of HAP emissions complying with the requirement to reduce formaldehyde emissions by 76 percent or more (or by 75 percent or more, if applicable) and not using NSCR; or	Comply with any operating limitations approved by the Administrator.
existing, new and reconstructed 4SRB stationary RICE >500 HP located at a major source of HAP emissions complying with the requirement to limit the concentration of formaldehyde in the stationary RICE exhaust to 350 ppbvd or less at 15 percent O ₂ and not using NSCR.	

¹Sources can petition the Administrator pursuant to the requirements of 40 CFR 63.8(f) for a different temperature range.

[↑ Back to Top](#)

Table 2a to Subpart ZZZZ of Part 63—Emission Limitations for New and Reconstructed 2SLB and Compression Ignition Stationary RICE >500 HP and New and Reconstructed 4SLB Stationary RICE ≥250 HP Located at a Major Source of HAP Emissions

As stated in §§63.6600 and 63.6640, you must comply with the following emission limitations for new and reconstructed lean burn and new and reconstructed compression ignition stationary RICE at 100 percent load plus or minus 10 percent:

For each . . .	You must meet the following emission limitation, except during periods of startup . . .	During periods of startup you must . . .
1. 2SLB stationary RICE	a. Reduce CO emissions by 58 percent or more; or b. Limit concentration of formaldehyde in the stationary RICE exhaust to 12 ppmvd or less at 15 percent O ₂ . If you commenced construction or reconstruction between December 19, 2002 and June 15, 2004, you may limit concentration of formaldehyde to 17 ppmvd or less at 15 percent O ₂ until June 15, 2007	Minimize the engine's time spent at idle and minimize the engine's startup time at startup to a period needed for appropriate and safe loading of the engine, not to exceed 30 minutes, after which time the non-startup emission limitations apply. ¹
2. 4SLB stationary RICE	a. Reduce CO emissions by 93 percent or more; or	
	b. Limit concentration of formaldehyde in the stationary RICE exhaust to 14 ppmvd or less at 15 percent O ₂	
3. CI stationary RICE	a. Reduce CO emissions by 70 percent or more; or	
	b. Limit concentration of formaldehyde in the stationary RICE exhaust to 580 ppbvd or less at 15 percent O ₂	

¹Sources can petition the Administrator pursuant to the requirements of 40 CFR 63.6(g) for alternative work practices.

[↑ Back to Top](#)

Table 2b to Subpart ZZZZ of Part 63—Operating Limitations for New and Reconstructed 2SLB and CI Stationary RICE >500 HP Located at a Major Source of HAP Emissions, New and Reconstructed 4SLB Stationary RICE ≥250 HP Located at a Major Source of HAP Emissions, Existing CI Stationary RICE >500 HP

As stated in §§63.6600, 63.6601, 63.6603, 63.6630, and 63.6640, you must comply with the following operating limitations for new and reconstructed 2SLB and CI stationary RICE >500 HP located at a major source of HAP emissions; new and reconstructed 4SLB stationary RICE ≥250 HP located at a major source of HAP emissions; and existing CI stationary RICE >500 HP:

For each . . .	You must meet the following operating limitation, except during periods of startup . . .
1. New and reconstructed 2SLB and CI stationary RICE >500 HP located at a major source of HAP emissions and new and reconstructed 4SLB stationary RICE \geq 250 HP located at a major source of HAP emissions complying with the requirement to reduce CO emissions and using an oxidation catalyst; and New and reconstructed 2SLB and CI stationary RICE >500 HP located at a major source of HAP emissions and new and reconstructed 4SLB stationary RICE \geq 250 HP located at a major source of HAP emissions complying with the requirement to limit the concentration of formaldehyde in the stationary RICE exhaust and using an oxidation catalyst.	a. maintain your catalyst so that the pressure drop across the catalyst does not change by more than 2 inches of water at 100 percent load plus or minus 10 percent from the pressure drop across the catalyst that was measured during the initial performance test; and b. maintain the temperature of your stationary RICE exhaust so that the catalyst inlet temperature is greater than or equal to 450 °F and less than or equal to 1350 °F. ¹
2. Existing CI stationary RICE >500 HP complying with the requirement to limit or reduce the concentration of CO in the stationary RICE exhaust and using an oxidation catalyst	a. maintain your catalyst so that the pressure drop across the catalyst does not change by more than 2 inches of water from the pressure drop across the catalyst that was measured during the initial performance test; and
	b. maintain the temperature of your stationary RICE exhaust so that the catalyst inlet temperature is greater than or equal to 450 °F and less than or equal to 1350 °F. ¹
3. New and reconstructed 2SLB and CI stationary RICE >500 HP located at a major source of HAP emissions and new and reconstructed 4SLB stationary RICE \geq 250 HP located at a major source of HAP emissions complying with the requirement to reduce CO emissions and not using an oxidation catalyst; and	Comply with any operating limitations approved by the Administrator.
New and reconstructed 2SLB and CI stationary RICE >500 HP located at a major source of HAP emissions and new and reconstructed 4SLB stationary RICE \geq 250 HP located at a major source of HAP emissions complying with the requirement to limit the concentration of formaldehyde in the stationary RICE exhaust and not using an oxidation catalyst; and	
existing CI stationary RICE >500 HP complying with the requirement to limit or reduce the concentration of CO in the stationary RICE exhaust and not using an oxidation catalyst.	

¹Sources can petition the Administrator pursuant to the requirements of 40 CFR 63.8(f) for a different temperature range.

[78 FR 6707, Jan. 30, 2013]

 [Back to Top](#)

Table 2c to Subpart ZZZZ of Part 63—Requirements for Existing Compression Ignition Stationary RICE Located at a Major Source of HAP Emissions and Existing Spark Ignition Stationary RICE \leq 500 HP Located at a Major Source of HAP Emissions

As stated in §§63.6600, 63.6602, and 63.6640, you must comply with the following requirements for existing compression ignition stationary RICE located at a major source of HAP emissions and existing spark ignition stationary RICE ≤ 500 HP located at a major source of HAP emissions:

For each . . .	You must meet the following requirement, except during periods of startup . . .	During periods of startup you must . . .
1. Emergency stationary CI RICE and black start stationary CI RICE ¹	a. Change oil and filter every 500 hours of operation or annually, whichever comes first. ² b. Inspect air cleaner every 1,000 hours of operation or annually, whichever comes first, and replace as necessary; c. Inspect all hoses and belts every 500 hours of operation or annually, whichever comes first, and replace as necessary. ³	Minimize the engine's time spent at idle and minimize the engine's startup time at startup to a period needed for appropriate and safe loading of the engine, not to exceed 30 minutes, after which time the non-startup emission limitations apply. ³
2. Non-Emergency, non-black start stationary CI RICE <100 HP	a. Change oil and filter every 1,000 hours of operation or annually, whichever comes first. ² b. Inspect air cleaner every 1,000 hours of operation or annually, whichever comes first, and replace as necessary; c. Inspect all hoses and belts every 500 hours of operation or annually, whichever comes first, and replace as necessary. ³	
3. Non-Emergency, non-black start CI stationary RICE $100 \leq \text{HP} \leq 300$ HP	Limit concentration of CO in the stationary RICE exhaust to 230 ppmvd or less at 15 percent O ₂ .	
4. Non-Emergency, non-black start CI stationary RICE $300 < \text{HP} \leq 500$	a. Limit concentration of CO in the stationary RICE exhaust to 49 ppmvd or less at 15 percent O ₂ ; or b. Reduce CO emissions by 70 percent or more.	
5. Non-Emergency, non-black start stationary CI RICE >500 HP	a. Limit concentration of CO in the stationary RICE exhaust to 23 ppmvd or less at 15 percent O ₂ ; or b. Reduce CO emissions by 70 percent or more.	
6. Emergency stationary SI RICE and	a. Change oil and filter every	

black start stationary SI RICE. ¹	500 hours of operation or annually, whichever comes first; ² b. Inspect spark plugs every 1,000 hours of operation or annually, whichever comes first, and replace as necessary; c. Inspect all hoses and belts every 500 hours of operation or annually, whichever comes first, and replace as necessary. ³	
7. Non-Emergency, non-black start stationary SI RICE <100 HP that are not 2SLB stationary RICE	a. Change oil and filter every 1,440 hours of operation or annually, whichever comes first; ² b. Inspect spark plugs every 1,440 hours of operation or annually, whichever comes first, and replace as necessary;	
	c. Inspect all hoses and belts every 1,440 hours of operation or annually, whichever comes first, and replace as necessary. ³	
8. Non-Emergency, non-black start 2SLB stationary SI RICE <100 HP	a. Change oil and filter every 4,320 hours of operation or annually, whichever comes first; ² b. Inspect spark plugs every 4,320 hours of operation or annually, whichever comes first, and replace as necessary;	
	c. Inspect all hoses and belts every 4,320 hours of operation or annually, whichever comes first, and replace as necessary. ³	
9. Non-emergency, non-black start 2SLB stationary RICE $100 \leq \text{HP} \leq 500$	Limit concentration of CO in the stationary RICE exhaust to 225 ppmvd or less at 15 percent O ₂ .	
10. Non-emergency, non-black start 4SLB stationary RICE $100 \leq \text{HP} \leq 500$	Limit concentration of CO in the stationary RICE exhaust to 47 ppmvd or less at 15 percent O ₂ .	
11. Non-emergency, non-black start 4SRB stationary RICE $100 \leq \text{HP} \leq 500$	Limit concentration of formaldehyde in the stationary RICE exhaust to 10.3 ppmvd or less at 15 percent O ₂ .	

12. Non-emergency, non-black start stationary RICE $100 \leq \text{HP} \leq 500$ which combusts landfill or digester gas equivalent to 10 percent or more of the gross heat input on an annual basis	Limit concentration of CO in the stationary RICE exhaust to 177 ppmvd or less at 15 percent O ₂ .	
--	--	--

¹If an emergency engine is operating during an emergency and it is not possible to shut down the engine in order to perform the work practice requirements on the schedule required in Table 2c of this subpart, or if performing the work practice on the required schedule would otherwise pose an unacceptable risk under federal, state, or local law, the work practice can be delayed until the emergency is over or the unacceptable risk under federal, state, or local law has abated. The work practice should be performed as soon as practicable after the emergency has ended or the unacceptable risk under federal, state, or local law has abated. Sources must report any failure to perform the work practice on the schedule required and the federal, state or local law under which the risk was deemed unacceptable.

²Sources have the option to utilize an oil analysis program as described in §63.6625(i) or (j) in order to extend the specified oil change requirement in Table 2c of this subpart.

³Sources can petition the Administrator pursuant to the requirements of 40 CFR 63.6(g) for alternative work practices.

[78 FR 6708, Jan. 30, 2013, as amended at 78 FR 14457, Mar. 6, 2013]

 [Back to Top](#)

Table 2d to Subpart ZZZZ of Part 63—Requirements for Existing Stationary RICE Located at Area Sources of HAP Emissions

As stated in §§63.6603 and 63.6640, you must comply with the following requirements for existing stationary RICE located at area sources of HAP emissions:

For each . . .	You must meet the following requirement, except during periods of startup . . .	During periods of startup you must . . .
1. Non-Emergency, non-black start CI stationary RICE ≤ 300 HP	a. Change oil and filter every 1,000 hours of operation or annually, whichever comes first; ¹ b. Inspect air cleaner every 1,000 hours of operation or annually, whichever comes first, and replace as necessary; c. Inspect all hoses and belts every 500 hours of operation or annually, whichever comes first, and replace as necessary.	Minimize the engine's time spent at idle and minimize the engine's startup time at startup to a period needed for appropriate and safe loading of the engine, not to exceed 30 minutes, after which time the non-startup emission limitations apply.
2. Non-Emergency, non-black start CI stationary RICE $300 < \text{HP} \leq 500$	a. Limit concentration of CO in the stationary RICE	

	exhaust to 49 ppmvd at 15 percent O ₂ ; or	
	b. Reduce CO emissions by 70 percent or more.	
3. Non-Emergency, non-black start CI stationary RICE >500 HP	a. Limit concentration of CO in the stationary RICE exhaust to 23 ppmvd at 15 percent O ₂ ; or	
	b. Reduce CO emissions by 70 percent or more.	
4. Emergency stationary CI RICE and black start stationary CI RICE. ²	a. Change oil and filter every 500 hours of operation or annually, whichever comes first; ¹	
	b. Inspect air cleaner every 1,000 hours of operation or annually, whichever comes first, and replace as necessary; and	
	c. Inspect all hoses and belts every 500 hours of operation or annually, whichever comes first, and replace as necessary.	
5. Emergency stationary SI RICE; black start stationary SI RICE; non-emergency, non-black start 4SLB stationary RICE >500 HP that operate 24 hours or less per calendar year; non-emergency, non-black start 4SRB stationary RICE >500 HP that operate 24 hours or less per calendar year. ²	a. Change oil and filter every 500 hours of operation or annually, whichever comes first; ¹ ; b. Inspect spark plugs every 1,000 hours of operation or annually, whichever comes first, and replace as necessary; and c. Inspect all hoses and belts every 500 hours of operation or annually, whichever comes first, and replace as necessary.	
6. Non-emergency, non-black start 2SLB stationary RICE	a. Change oil and filter every 4,320 hours of operation or annually, whichever comes first; ¹	
	b. Inspect spark plugs every 4,320 hours of operation or annually, whichever comes first, and replace as necessary; and	
	c. Inspect all hoses and belts every 4,320 hours of	

	operation or annually, whichever comes first, and replace as necessary.	
7. Non-emergency, non-black start 4SLB stationary RICE ≤ 500 HP	a. Change oil and filter every 1,440 hours of operation or annually, whichever comes first; ¹	
	b. Inspect spark plugs every 1,440 hours of operation or annually, whichever comes first, and replace as necessary; and	
	c. Inspect all hoses and belts every 1,440 hours of operation or annually, whichever comes first, and replace as necessary.	
8. Non-emergency, non-black start 4SLB remote stationary RICE > 500 HP	a. Change oil and filter every 2,160 hours of operation or annually, whichever comes first; ¹	
	b. Inspect spark plugs every 2,160 hours of operation or annually, whichever comes first, and replace as necessary; and	
	c. Inspect all hoses and belts every 2,160 hours of operation or annually, whichever comes first, and replace as necessary.	
9. Non-emergency, non-black start 4SLB stationary RICE > 500 HP that are not remote stationary RICE and that operate more than 24 hours per calendar year	Install an oxidation catalyst to reduce HAP emissions from the stationary RICE.	
10. Non-emergency, non-black start 4SRB stationary RICE ≤ 500 HP	a. Change oil and filter every 1,440 hours of operation or annually, whichever comes first; ¹	
	b. Inspect spark plugs every 1,440 hours of operation or annually, whichever comes first, and replace as necessary; and	
	c. Inspect all hoses and belts every 1,440 hours of operation or annually, whichever comes first, and replace as necessary.	

11. Non-emergency, non-black start 4SRB remote stationary RICE >500 HP	a. Change oil and filter every 2,160 hours of operation or annually, whichever comes first; ¹	
	b. Inspect spark plugs every 2,160 hours of operation or annually, whichever comes first, and replace as necessary; and	
	c. Inspect all hoses and belts every 2,160 hours of operation or annually, whichever comes first, and replace as necessary.	
12. Non-emergency, non-black start 4SRB stationary RICE >500 HP that are not remote stationary RICE and that operate more than 24 hours per calendar year	Install NSCR to reduce HAP emissions from the stationary RICE.	
13. Non-emergency, non-black start stationary RICE which combusts landfill or digester gas equivalent to 10 percent or more of the gross heat input on an annual basis	a. Change oil and filter every 1,440 hours of operation or annually, whichever comes first; ¹ b. Inspect spark plugs every 1,440 hours of operation or annually, whichever comes first, and replace as necessary; and	
	c. Inspect all hoses and belts every 1,440 hours of operation or annually, whichever comes first, and replace as necessary.	

¹Sources have the option to utilize an oil analysis program as described in §63.6625(i) or (j) in order to extend the specified oil change requirement in Table 2d of this subpart.

²If an emergency engine is operating during an emergency and it is not possible to shut down the engine in order to perform the management practice requirements on the schedule required in Table 2d of this subpart, or if performing the management practice on the required schedule would otherwise pose an unacceptable risk under federal, state, or local law, the management practice can be delayed until the emergency is over or the unacceptable risk under federal, state, or local law has abated. The management practice should be performed as soon as practicable after the emergency has ended or the unacceptable risk under federal, state, or local law has abated. Sources must report any failure to perform the management practice on the schedule required and the federal, state or local law under which the risk was deemed unacceptable.

[78 FR 6709, Jan. 30, 2013]

[↑ Back to Top](#)

Table 3 to Subpart ZZZZ of Part 63—Subsequent Performance Tests

As stated in §§63.6615 and 63.6620, you must comply with the following subsequent performance test requirements:

For each . . .	Complying with the requirement to . . .	You must . . .
1. New or reconstructed 2SLB stationary RICE >500 HP located at major sources; new or reconstructed 4SLB stationary RICE \geq 250 HP located at major sources; and new or reconstructed CI stationary RICE >500 HP located at major sources	Reduce CO emissions and not using a CEMS	Conduct subsequent performance tests semiannually. ¹
2. 4SRB stationary RICE \geq 5,000 HP located at major sources	Reduce formaldehyde emissions	Conduct subsequent performance tests semiannually. ¹
3. Stationary RICE >500 HP located at major sources and new or reconstructed 4SLB stationary RICE $250 \leq \text{HP} \leq 500$ located at major sources	Limit the concentration of formaldehyde in the stationary RICE exhaust	Conduct subsequent performance tests semiannually. ¹
4. Existing non-emergency, non-black start CI stationary RICE >500 HP that are not limited use stationary RICE	Limit or reduce CO emissions and not using a CEMS	Conduct subsequent performance tests every 8,760 hours or 3 years, whichever comes first.
5. Existing non-emergency, non-black start CI stationary RICE >500 HP that are limited use stationary RICE	Limit or reduce CO emissions and not using a CEMS	Conduct subsequent performance tests every 8,760 hours or 5 years, whichever comes first.

¹After you have demonstrated compliance for two consecutive tests, you may reduce the frequency of subsequent performance tests to annually. If the results of any subsequent annual performance test indicate the stationary RICE is not in compliance with the CO or formaldehyde emission limitation, or you deviate from any of your operating limitations, you must resume semiannual performance tests.

[78 FR 6711, Jan. 30, 2013]

 [Back to Top](#)

Table 4 to Subpart ZZZZ of Part 63—Requirements for Performance Tests

As stated in §§63.6610, 63.6611, 63.6620, and 63.6640, you must comply with the following requirements for performance tests for stationary RICE:

For each . . .	Complying with the requirement to . . .	You must . . .	Using . . .	According to the following requirements . . .
1. 2SLB, 4SLB, and CI stationary RICE	a. reduce CO emissions	i. Select the sampling port location and the number/location of traverse points at the inlet and outlet of the control device; and		(a) For CO and O ₂ measurement, ducts \leq 6 inches in diameter may be sampled at a single point located at the duct centroid and ducts >6 and \leq 12 inches in diameter may be sampled at 3 traverse points located

				at 16.7, 50.0, and 83.3% of the measurement line ('3-point long line'). If the duct is >12 inches in diameter <i>and</i> the sampling port location meets the two and half-diameter criterion of Section 11.1.1 of Method 1 of 40 CFR part 60, appendix A-1, the duct may be sampled at '3-point long line'; otherwise, conduct the stratification testing and select sampling points according to Section 8.1.2 of Method 7E of 40 CFR part 60, appendix A-4.
		ii. Measure the O ₂ at the inlet and outlet of the control device; and	(1) Method 3 or 3A or 3B of 40 CFR part 60, appendix A-2, or ASTM Method D6522-00 (Reapproved 2005) ^{bc} (heated probe not necessary)	(b) Measurements to determine O ₂ must be made at the same time as the measurements for CO concentration.
		iii. Measure the CO at the inlet and the outlet of the control device	(1) ASTM D6522-00 (Reapproved 2005) ^{abc} (heated probe not necessary) or Method 10 of 40 CFR part 60, appendix A-4	(c) The CO concentration must be at 15 percent O ₂ , dry basis.
2. 4SRB stationary RICE	a. reduce formaldehyde emissions	i. Select the sampling port location and the number/location of traverse points at the inlet and outlet of the control device; and		(a) For formaldehyde, O ₂ , and moisture measurement, ducts ≤6 inches in diameter may be sampled at a single point located at the duct centroid and ducts >6 and ≤12 inches in diameter may be sampled at 3 traverse points located at 16.7, 50.0, and 83.3% of the measurement line ('3-point long line'). If the duct is >12 inches in diameter <i>and</i> the sampling port location meets the two and half-diameter criterion of Section 11.1.1 of Method 1 of 40 CFR part 60, appendix A, the duct may be sampled at '3-point long line'; otherwise, conduct the stratification testing and select sampling points according to Section 8.1.2 of Method 7E of 40 CFR part 60, appendix A.
		ii. Measure O ₂ at the inlet and outlet of the control device; and	(1) Method 3 or 3A or 3B of 40 CFR part 60, appendix A-2, or ASTM Method D6522-00 (Reapproved 2005) ^a	(a) Measurements to determine O ₂ concentration must be made at the same time as the measurements for formaldehyde or THC concentration.

			(heated probe not necessary)	
		iii. Measure moisture content at the inlet and outlet of the control device; and	(1) Method 4 of 40 CFR part 60, appendix A-3, or Method 320 of 40 CFR part 63, appendix A, or ASTM D 6348-03 ^a	(a) Measurements to determine moisture content must be made at the same time and location as the measurements for formaldehyde or THC concentration.
		iv. If demonstrating compliance with the formaldehyde percent reduction requirement, measure formaldehyde at the inlet and the outlet of the control device	(1) Method 320 or 323 of 40 CFR part 63, appendix A; or ASTM D6348-03 ^a , provided in ASTM D6348-03 Annex A5 (Analyte Spiking Technique), the percent R must be greater than or equal to 70 and less than or equal to 130	(a) Formaldehyde concentration must be at 15 percent O ₂ , dry basis. Results of this test consist of the average of the three 1-hour or longer runs.
		v. If demonstrating compliance with the THC percent reduction requirement, measure THC at the inlet and the outlet of the control device	(1) Method 25A, reported as propane, of 40 CFR part 60, appendix A-7	(a) THC concentration must be at 15 percent O ₂ , dry basis. Results of this test consist of the average of the three 1-hour or longer runs.
3. Stationary RICE	a. limit the concentration of formaldehyde or CO in the stationary RICE exhaust	i. Select the sampling port location and the number/location of traverse points at the exhaust of the stationary RICE; and		(a) For formaldehyde, CO, O ₂ , and moisture measurement, ducts ≤6 inches in diameter may be sampled at a single point located at the duct centroid and ducts >6 and ≤12 inches in diameter may be sampled at 3 traverse points located at 16.7, 50.0, and 83.3% of the measurement line ('3-point long line'). If the duct is >12 inches in diameter <i>and</i> the sampling port location meets the two and half-diameter criterion of Section 11.1.1 of Method 1 of 40 CFR part 60, appendix A, the duct may be sampled at '3-point long line'; otherwise, conduct the stratification testing and select sampling points according to Section 8.1.2 of Method 7E of 40 CFR part 60, appendix A. If using a control device, the sampling site must be located at the outlet of the control device.
		ii. Determine the O ₂ concentration of the stationary RICE exhaust at the sampling	(1) Method 3 or 3A or 3B of 40 CFR part 60, appendix A-2, or ASTM Method D6522-00	(a) Measurements to determine O ₂ concentration must be made at the same time and location as the measurements for formaldehyde or

		port location; and	(Reapproved 2005) ^a (heated probe not necessary)	CO concentration.
		iii. Measure moisture content of the stationary RICE exhaust at the sampling port location; and	(1) Method 4 of 40 CFR part 60, appendix A-3, or Method 320 of 40 CFR part 63, appendix A, or ASTM D 6348-03 ^a	(a) Measurements to determine moisture content must be made at the same time and location as the measurements for formaldehyde or CO concentration.
		iv. Measure formaldehyde at the exhaust of the stationary RICE; or	(1) Method 320 or 323 of 40 CFR part 63, appendix A; or ASTM D6348-03 ^a , provided in ASTM D6348-03 Annex A5 (Analyte Spiking Technique), the percent R must be greater than or equal to 70 and less than or equal to 130	(a) Formaldehyde concentration must be at 15 percent O ₂ , dry basis. Results of this test consist of the average of the three 1-hour or longer runs.
		v. measure CO at the exhaust of the stationary RICE	(1) Method 10 of 40 CFR part 60, appendix A-4, ASTM Method D6522-00 (2005) ^{ac} , Method 320 of 40 CFR part 63, appendix A, or ASTM D6348-03 ^a	(a) CO concentration must be at 15 percent O ₂ , dry basis. Results of this test consist of the average of the three 1-hour or longer runs.

^aYou may also use Methods 3A and 10 as options to ASTM-D6522-00 (2005). You may obtain a copy of ASTM-D6522-00 (2005) from at least one of the following addresses: American Society for Testing and Materials, 100 Barr Harbor Drive, West Conshohocken, PA 19428-2959, or University Microfilms International, 300 North Zeeb Road, Ann Arbor, MI 48106.

^bYou may obtain a copy of ASTM-D6348-03 from at least one of the following addresses: American Society for Testing and Materials, 100 Barr Harbor Drive, West Conshohocken, PA 19428-2959, or University Microfilms International, 300 North Zeeb Road, Ann Arbor, MI 48106.

[79 FR 11290, Feb. 27, 2014]

 [Back to Top](#)

Table 5 to Subpart ZZZZ of Part 63—Initial Compliance With Emission Limitations, Operating Limitations, and Other Requirements

As stated in §§63.6612, 63.6625 and 63.6630, you must initially comply with the emission and operating limitations as required by the following:

For each . . .	Complying with the requirement to . . .	You have demonstrated initial compliance if . . .
1. New or reconstructed non-emergency 2SLB stationary RICE >500 HP located at a major source of HAP, new or reconstructed non-	a. Reduce CO emissions and using oxidation catalyst, and	i. The average reduction of emissions of CO determined from the initial performance test achieves the required CO

emergency 4SLB stationary RICE ≥ 250 HP located at a major source of HAP, non-emergency stationary CI RICE > 500 HP located at a major source of HAP, and existing non-emergency stationary CI RICE > 500 HP located at an area source of HAP	using a CPMS	percent reduction; and ii. You have installed a CPMS to continuously monitor catalyst inlet temperature according to the requirements in §63.6625(b); and iii. You have recorded the catalyst pressure drop and catalyst inlet temperature during the initial performance test.
2. Non-emergency stationary CI RICE > 500 HP located at a major source of HAP, and existing non-emergency stationary CI RICE > 500 HP located at an area source of HAP	a. Limit the concentration of CO, using oxidation catalyst, and using a CPMS	i. The average CO concentration determined from the initial performance test is less than or equal to the CO emission limitation; and
		ii. You have installed a CPMS to continuously monitor catalyst inlet temperature according to the requirements in §63.6625(b); and
		iii. You have recorded the catalyst pressure drop and catalyst inlet temperature during the initial performance test.
3. New or reconstructed non-emergency 2SLB stationary RICE > 500 HP located at a major source of HAP, new or reconstructed non-emergency 4SLB stationary RICE ≥ 250 HP located at a major source of HAP, non-emergency stationary CI RICE > 500 HP located at a major source of HAP, and existing non-emergency stationary CI RICE > 500 HP located at an area source of HAP	a. Reduce CO emissions and not using oxidation catalyst	i. The average reduction of emissions of CO determined from the initial performance test achieves the required CO percent reduction; and ii. You have installed a CPMS to continuously monitor operating parameters approved by the Administrator (if any) according to the requirements in §63.6625(b); and iii. You have recorded the approved operating parameters (if any) during the initial performance test.
4. Non-emergency stationary CI RICE > 500 HP located at a major source of HAP, and existing non-emergency stationary CI RICE > 500 HP located at an area source of HAP	a. Limit the concentration of CO, and not using oxidation catalyst	i. The average CO concentration determined from the initial performance test is less than or equal to the CO emission limitation; and ii. You have installed a CPMS to continuously monitor operating parameters approved by the Administrator (if any) according to the requirements in §63.6625(b); and
		iii. You have recorded the approved operating parameters (if any) during the initial performance test.
5. New or reconstructed non-emergency 2SLB stationary RICE > 500 HP located at a major source of HAP, new or reconstructed non-emergency 4SLB stationary RICE ≥ 250 HP located at a major source of HAP, non-emergency stationary CI RICE > 500 HP located at a major source of HAP, and existing non-	a. Reduce CO emissions, and using a CEMS	i. You have installed a CEMS to continuously monitor CO and either O ₂ or CO ₂ at both the inlet and outlet of the oxidation catalyst according to the requirements in §63.6625(a); and ii. You have conducted a performance evaluation of your CEMS using PS 3 and

emergency stationary CI RICE >500 HP located at an area source of HAP		4A of 40 CFR part 60, appendix B; and
		iii. The average reduction of CO calculated using §63.6620 equals or exceeds the required percent reduction. The initial test comprises the first 4-hour period after successful validation of the CEMS. Compliance is based on the average percent reduction achieved during the 4-hour period.
6. Non-emergency stationary CI RICE >500 HP located at a major source of HAP, and existing non-emergency stationary CI RICE >500 HP located at an area source of HAP	a. Limit the concentration of CO, and using a CEMS	i. You have installed a CEMS to continuously monitor CO and either O ₂ or CO ₂ at the outlet of the oxidation catalyst according to the requirements in §63.6625(a); and
		ii. You have conducted a performance evaluation of your CEMS using PS 3 and 4A of 40 CFR part 60, appendix B; and
		iii. The average concentration of CO calculated using §63.6620 is less than or equal to the CO emission limitation. The initial test comprises the first 4-hour period after successful validation of the CEMS. Compliance is based on the average concentration measured during the 4-hour period.
7. Non-emergency 4SRB stationary RICE >500 HP located at a major source of HAP	a. Reduce formaldehyde emissions and using NSCR	i. The average reduction of emissions of formaldehyde determined from the initial performance test is equal to or greater than the required formaldehyde percent reduction, or the average reduction of emissions of THC determined from the initial performance test is equal to or greater than 30 percent; and
		ii. You have installed a CPMS to continuously monitor catalyst inlet temperature according to the requirements in §63.6625(b); and
		iii. You have recorded the catalyst pressure drop and catalyst inlet temperature during the initial performance test.
8. Non-emergency 4SRB stationary RICE >500 HP located at a major source of HAP	a. Reduce formaldehyde emissions and not using NSCR	i. The average reduction of emissions of formaldehyde determined from the initial performance test is equal to or greater than the required formaldehyde percent reduction or the average reduction of emissions of THC determined from the initial performance test is equal to or greater than 30 percent; and

		ii. You have installed a CPMS to continuously monitor operating parameters approved by the Administrator (if any) according to the requirements in §63.6625(b); and
		iii. You have recorded the approved operating parameters (if any) during the initial performance test.
9. New or reconstructed non-emergency stationary RICE >500 HP located at a major source of HAP, new or reconstructed non-emergency 4SLB stationary RICE $250 \leq \text{HP} \leq 500$ located at a major source of HAP, and existing non-emergency 4SRB stationary RICE >500 HP located at a major source of HAP	a. Limit the concentration of formaldehyde in the stationary RICE exhaust and using oxidation catalyst or NSCR	i. The average formaldehyde concentration, corrected to 15 percent O ₂ , dry basis, from the three test runs is less than or equal to the formaldehyde emission limitation; and ii. You have installed a CPMS to continuously monitor catalyst inlet temperature according to the requirements in §63.6625(b); and
		iii. You have recorded the catalyst pressure drop and catalyst inlet temperature during the initial performance test.
10. New or reconstructed non-emergency stationary RICE >500 HP located at a major source of HAP, new or reconstructed non-emergency 4SLB stationary RICE $250 \leq \text{HP} \leq 500$ located at a major source of HAP, and existing non-emergency 4SRB stationary RICE >500 HP located at a major source of HAP	a. Limit the concentration of formaldehyde in the stationary RICE exhaust and not using oxidation catalyst or NSCR	i. The average formaldehyde concentration, corrected to 15 percent O ₂ , dry basis, from the three test runs is less than or equal to the formaldehyde emission limitation; and ii. You have installed a CPMS to continuously monitor operating parameters approved by the Administrator (if any) according to the requirements in §63.6625(b); and
		iii. You have recorded the approved operating parameters (if any) during the initial performance test.
11. Existing non-emergency stationary RICE $100 \leq \text{HP} \leq 500$ located at a major source of HAP, and existing non-emergency stationary CI RICE $300 < \text{HP} \leq 500$ located at an area source of HAP	a. Reduce CO emissions	i. The average reduction of emissions of CO or formaldehyde, as applicable determined from the initial performance test is equal to or greater than the required CO or formaldehyde, as applicable, percent reduction.
12. Existing non-emergency stationary RICE $100 \leq \text{HP} \leq 500$ located at a major source of HAP, and existing non-emergency stationary CI RICE $300 < \text{HP} \leq 500$ located at an area source of HAP	a. Limit the concentration of formaldehyde or CO in the stationary RICE exhaust	i. The average formaldehyde or CO concentration, as applicable, corrected to 15 percent O ₂ , dry basis, from the three test runs is less than or equal to the formaldehyde or CO emission limitation, as applicable.
13. Existing non-emergency 4SLB stationary RICE >500 HP located at an area source of HAP that are not remote stationary RICE and that are operated more than 24 hours per calendar year	a. Install an oxidation catalyst	i. You have conducted an initial compliance demonstration as specified in §63.6630(e) to show that the average reduction of emissions of CO is 93 percent or more, or the average CO concentration

		is less than or equal to 47 ppmvd at 15 percent O ₂ ;
		ii. You have installed a CPMS to continuously monitor catalyst inlet temperature according to the requirements in §63.6625(b), or you have installed equipment to automatically shut down the engine if the catalyst inlet temperature exceeds 1350 °F.
14. Existing non-emergency 4SRB stationary RICE >500 HP located at an area source of HAP that are not remote stationary RICE and that are operated more than 24 hours per calendar year	a. Install NSCR	i. You have conducted an initial compliance demonstration as specified in §63.6630(e) to show that the average reduction of emissions of CO is 75 percent or more, the average CO concentration is less than or equal to 270 ppmvd at 15 percent O ₂ , or the average reduction of emissions of THC is 30 percent or more;
		ii. You have installed a CPMS to continuously monitor catalyst inlet temperature according to the requirements in §63.6625(b), or you have installed equipment to automatically shut down the engine if the catalyst inlet temperature exceeds 1250 °F.

[78 FR 6712, Jan. 30, 2013]

 [Back to Top](#)

Table 6 to Subpart ZZZZ of Part 63—Continuous Compliance With Emission Limitations, and Other Requirements

As stated in §63.6640, you must continuously comply with the emissions and operating limitations and work or management practices as required by the following:

For each . . .	Complying with the requirement to . . .	You must demonstrate continuous compliance by . . .
1. New or reconstructed non-emergency 2SLB stationary RICE >500 HP located at a major source of HAP, new or reconstructed non-emergency 4SLB stationary RICE ≥250 HP located at a major source of HAP, and new or reconstructed non-emergency CI stationary RICE >500 HP located at a major source of HAP	a. Reduce CO emissions and using an oxidation catalyst, and using a CPMS	i. Conducting semiannual performance tests for CO to demonstrate that the required CO percent reduction is achieved ^a ; and ii. Collecting the catalyst inlet temperature data according to §63.6625(b); and iii. Reducing these data to 4-hour rolling averages; and
		iv. Maintaining the 4-hour rolling averages within the operating limitations for the catalyst inlet temperature; and
		v. Measuring the pressure drop across the catalyst once per month and demonstrating

		that the pressure drop across the catalyst is within the operating limitation established during the performance test.
2. New or reconstructed non-emergency 2SLB stationary RICE >500 HP located at a major source of HAP, new or reconstructed non-emergency 4SLB stationary RICE \geq 250 HP located at a major source of HAP, and new or reconstructed non-emergency CI stationary RICE >500 HP located at a major source of HAP	a. Reduce CO emissions and not using an oxidation catalyst, and using a CPMS	i. Conducting semiannual performance tests for CO to demonstrate that the required CO percent reduction is achieved ^a ; and ii. Collecting the approved operating parameter (if any) data according to §63.6625(b); and iii. Reducing these data to 4-hour rolling averages; and
		iv. Maintaining the 4-hour rolling averages within the operating limitations for the operating parameters established during the performance test.
3. New or reconstructed non-emergency 2SLB stationary RICE >500 HP located at a major source of HAP, new or reconstructed non-emergency 4SLB stationary RICE \geq 250 HP located at a major source of HAP, new or reconstructed non-emergency stationary CI RICE >500 HP located at a major source of HAP, and existing non-emergency stationary CI RICE >500 HP	a. Reduce CO emissions or limit the concentration of CO in the stationary RICE exhaust, and using a CEMS	i. Collecting the monitoring data according to §63.6625(a), reducing the measurements to 1-hour averages, calculating the percent reduction or concentration of CO emissions according to §63.6620; and ii. Demonstrating that the catalyst achieves the required percent reduction of CO emissions over the 4-hour averaging period, or that the emission remain at or below the CO concentration limit; and
		iii. Conducting an annual RATA of your CEMS using PS 3 and 4A of 40 CFR part 60, appendix B, as well as daily and periodic data quality checks in accordance with 40 CFR part 60, appendix F, procedure 1.
4. Non-emergency 4SRB stationary RICE >500 HP located at a major source of HAP	a. Reduce formaldehyde emissions and using NSCR	i. Collecting the catalyst inlet temperature data according to §63.6625(b); and
		ii. Reducing these data to 4-hour rolling averages; and
		iii. Maintaining the 4-hour rolling averages within the operating limitations for the catalyst inlet temperature; and
		iv. Measuring the pressure drop across the catalyst once per month and demonstrating that the pressure drop across the catalyst is within the operating limitation established during the performance test.
5. Non-emergency 4SRB stationary RICE >500 HP located at a major source of HAP	a. Reduce formaldehyde	i. Collecting the approved operating parameter (if any) data according to

	emissions and not using NSCR	§63.6625(b); and
		ii. Reducing these data to 4-hour rolling averages; and
		iii. Maintaining the 4-hour rolling averages within the operating limitations for the operating parameters established during the performance test.
6. Non-emergency 4SRB stationary RICE with a brake HP $\geq 5,000$ located at a major source of HAP	a. Reduce formaldehyde emissions	Conducting semiannual performance tests for formaldehyde to demonstrate that the required formaldehyde percent reduction is achieved, or to demonstrate that the average reduction of emissions of THC determined from the performance test is equal to or greater than 30 percent. ^a
7. New or reconstructed non-emergency stationary RICE >500 HP located at a major source of HAP and new or reconstructed non-emergency 4SLB stationary RICE $250 \leq \text{HP} \leq 500$ located at a major source of HAP	a. Limit the concentration of formaldehyde in the stationary RICE exhaust and using oxidation catalyst or NSCR	i. Conducting semiannual performance tests for formaldehyde to demonstrate that your emissions remain at or below the formaldehyde concentration limit ^a ; and ii. Collecting the catalyst inlet temperature data according to §63.6625(b); and
		iii. Reducing these data to 4-hour rolling averages; and
		iv. Maintaining the 4-hour rolling averages within the operating limitations for the catalyst inlet temperature; and
		v. Measuring the pressure drop across the catalyst once per month and demonstrating that the pressure drop across the catalyst is within the operating limitation established during the performance test.
8. New or reconstructed non-emergency stationary RICE >500 HP located at a major source of HAP and new or reconstructed non-emergency 4SLB stationary RICE $250 \leq \text{HP} \leq 500$ located at a major source of HAP	a. Limit the concentration of formaldehyde in the stationary RICE exhaust and not using oxidation catalyst or NSCR	i. Conducting semiannual performance tests for formaldehyde to demonstrate that your emissions remain at or below the formaldehyde concentration limit ^a ; and ii. Collecting the approved operating parameter (if any) data according to §63.6625(b); and
		iii. Reducing these data to 4-hour rolling averages; and
		iv. Maintaining the 4-hour rolling averages within the operating limitations for the operating parameters established during the performance test.
9. Existing emergency and black start stationary RICE ≤ 500 HP located at a major source of HAP, existing non-emergency stationary RICE	a. Work or Management practices	i. Operating and maintaining the stationary RICE according to the manufacturer's emission-related operation and

<p><100 HP located at a major source of HAP, existing emergency and black start stationary RICE located at an area source of HAP, existing non-emergency stationary CI RICE ≤ 300 HP located at an area source of HAP, existing non-emergency 2SLB stationary RICE located at an area source of HAP, existing non-emergency stationary SI RICE located at an area source of HAP which combusts landfill or digester gas equivalent to 10 percent or more of the gross heat input on an annual basis, existing non-emergency 4SLB and 4SRB stationary RICE ≤ 500 HP located at an area source of HAP, existing non-emergency 4SLB and 4SRB stationary RICE > 500 HP located at an area source of HAP that operate 24 hours or less per calendar year, and existing non-emergency 4SLB and 4SRB stationary RICE > 500 HP located at an area source of HAP that are remote stationary RICE</p>		<p>maintenance instructions; or</p> <p>ii. Develop and follow your own maintenance plan which must provide to the extent practicable for the maintenance and operation of the engine in a manner consistent with good air pollution control practice for minimizing emissions.</p>
<p>10. Existing stationary CI RICE > 500 HP that are not limited use stationary RICE</p>	<p>a. Reduce CO emissions, or limit the concentration of CO in the stationary RICE exhaust, and using oxidation catalyst</p>	<p>i. Conducting performance tests every 8,760 hours or 3 years, whichever comes first, for CO or formaldehyde, as appropriate, to demonstrate that the required CO or formaldehyde, as appropriate, percent reduction is achieved or that your emissions remain at or below the CO or formaldehyde concentration limit; and</p>
		<p>ii. Collecting the catalyst inlet temperature data according to §63.6625(b); and</p>
		<p>iii. Reducing these data to 4-hour rolling averages; and</p>
		<p>iv. Maintaining the 4-hour rolling averages within the operating limitations for the catalyst inlet temperature; and</p>
		<p>v. Measuring the pressure drop across the catalyst once per month and demonstrating that the pressure drop across the catalyst is within the operating limitation established during the performance test.</p>
<p>11. Existing stationary CI RICE > 500 HP that are not limited use stationary RICE</p>	<p>a. Reduce CO emissions, or limit the concentration of CO in the stationary RICE exhaust, and not using oxidation catalyst</p>	<p>i. Conducting performance tests every 8,760 hours or 3 years, whichever comes first, for CO or formaldehyde, as appropriate, to demonstrate that the required CO or formaldehyde, as appropriate, percent reduction is achieved or that your emissions remain at or below the CO or formaldehyde concentration limit; and</p>
		<p>ii. Collecting the approved operating</p>

		parameter (if any) data according to §63.6625(b); and
		iii. Reducing these data to 4-hour rolling averages; and
		iv. Maintaining the 4-hour rolling averages within the operating limitations for the operating parameters established during the performance test.
12. Existing limited use CI stationary RICE >500 HP	a. Reduce CO emissions or limit the concentration of CO in the stationary RICE exhaust, and using an oxidation catalyst	i. Conducting performance tests every 8,760 hours or 5 years, whichever comes first, for CO or formaldehyde, as appropriate, to demonstrate that the required CO or formaldehyde, as appropriate, percent reduction is achieved or that your emissions remain at or below the CO or formaldehyde concentration limit; and
		ii. Collecting the catalyst inlet temperature data according to §63.6625(b); and
		iii. Reducing these data to 4-hour rolling averages; and
		iv. Maintaining the 4-hour rolling averages within the operating limitations for the catalyst inlet temperature; and
		v. Measuring the pressure drop across the catalyst once per month and demonstrating that the pressure drop across the catalyst is within the operating limitation established during the performance test.
13. Existing limited use CI stationary RICE >500 HP	a. Reduce CO emissions or limit the concentration of CO in the stationary RICE exhaust, and not using an oxidation catalyst	i. Conducting performance tests every 8,760 hours or 5 years, whichever comes first, for CO or formaldehyde, as appropriate, to demonstrate that the required CO or formaldehyde, as appropriate, percent reduction is achieved or that your emissions remain at or below the CO or formaldehyde concentration limit; and
		ii. Collecting the approved operating parameter (if any) data according to §63.6625(b); and
		iii. Reducing these data to 4-hour rolling averages; and
		iv. Maintaining the 4-hour rolling averages within the operating limitations for the operating parameters established during the performance test.

14. Existing non-emergency 4SLB stationary RICE >500 HP located at an area source of HAP that are not remote stationary RICE and that are operated more than 24 hours per calendar year	a. Install an oxidation catalyst	i. Conducting annual compliance demonstrations as specified in §63.6640(c) to show that the average reduction of emissions of CO is 93 percent or more, or the average CO concentration is less than or equal to 47 ppmvd at 15 percent O ₂ ; and either ii. Collecting the catalyst inlet temperature data according to §63.6625(b), reducing these data to 4-hour rolling averages; and maintaining the 4-hour rolling averages within the limitation of greater than 450 °F and less than or equal to 1350 °F for the catalyst inlet temperature; or iii. Immediately shutting down the engine if the catalyst inlet temperature exceeds 1350 °F.
15. Existing non-emergency 4SRB stationary RICE >500 HP located at an area source of HAP that are not remote stationary RICE and that are operated more than 24 hours per calendar year	a. Install NSCR	i. Conducting annual compliance demonstrations as specified in §63.6640(c) to show that the average reduction of emissions of CO is 75 percent or more, the average CO concentration is less than or equal to 270 ppmvd at 15 percent O ₂ , or the average reduction of emissions of THC is 30 percent or more; and either ii. Collecting the catalyst inlet temperature data according to §63.6625(b), reducing these data to 4-hour rolling averages; and maintaining the 4-hour rolling averages within the limitation of greater than or equal to 750 °F and less than or equal to 1250 °F for the catalyst inlet temperature; or iii. Immediately shutting down the engine if the catalyst inlet temperature exceeds 1250 °F.

^aAfter you have demonstrated compliance for two consecutive tests, you may reduce the frequency of subsequent performance tests to annually. If the results of any subsequent annual performance test indicate the stationary RICE is not in compliance with the CO or formaldehyde emission limitation, or you deviate from any of your operating limitations, you must resume semiannual performance tests.

[78 FR 6715, Jan. 30, 2013]

 [Back to Top](#)

Table 7 to Subpart ZZZZ of Part 63—Requirements for Reports

As stated in §63.6650, you must comply with the following requirements for reports:

For each . . .	You must submit a	The report must contain . . .	You must submit the report . . .
----------------	-------------------	-------------------------------	----------------------------------

	. . .		
1. Existing non-emergency, non-black start stationary RICE $100 \leq \text{HP} \leq 500$ located at a major source of HAP; existing non-emergency, non-black start stationary CI RICE >500 HP located at a major source of HAP; existing non-emergency 4SRB stationary RICE >500 HP located at a major source of HAP; existing non-emergency, non-black start stationary CI RICE >300 HP located at an area source of HAP; new or reconstructed non-emergency stationary RICE >500 HP located at a major source of HAP; and new or reconstructed non-emergency 4SLB stationary RICE $250 \leq \text{HP} \leq 500$ located at a major source of HAP	Compliance report	a. If there are no deviations from any emission limitations or operating limitations that apply to you, a statement that there were no deviations from the emission limitations or operating limitations during the reporting period. If there were no periods during which the CMS, including CEMS and CPMS, was out-of-control, as specified in §63.8(c)(7), a statement that there were not periods during which the CMS was out-of-control during the reporting period; or	i. Semiannually according to the requirements in §63.6650(b)(1)-(5) for engines that are not limited use stationary RICE subject to numerical emission limitations; and ii. Annually according to the requirements in §63.6650(b)(6)-(9) for engines that are limited use stationary RICE subject to numerical emission limitations.
		b. If you had a deviation from any emission limitation or operating limitation during the reporting period, the information in §63.6650(d). If there were periods during which the CMS, including CEMS and CPMS, was out-of-control, as specified in §63.8(c)(7), the information in §63.6650(e); or	i. Semiannually according to the requirements in §63.6650(b).
		c. If you had a malfunction during the reporting period, the information in §63.6650(c)(4).	i. Semiannually according to the requirements in §63.6650(b).
2. New or reconstructed non-emergency stationary RICE that combusts landfill gas or digester gas equivalent to 10 percent or more of the gross heat input on an annual basis	Report	a. The fuel flow rate of each fuel and the heating values that were used in your calculations, and you must demonstrate that the percentage of heat input provided by landfill gas or digester gas, is equivalent to 10 percent or more of the gross heat input on an annual basis; and	i. Annually, according to the requirements in §63.6650.
		b. The operating limits provided in your federally enforceable permit, and any deviations from these limits; and	i. See item 2.a.i.
		c. Any problems or errors suspected with the meters.	i. See item 2.a.i.
3. Existing non-emergency, non-black start 4SLB and 4SRB stationary RICE >500 HP located at an area source of HAP that are not remote stationary RICE and that operate more than 24	Compliance report	a. The results of the annual compliance demonstration, if conducted during the reporting period.	i. Semiannually according to the requirements in §63.6650(b)(1)-(5).

hours per calendar year			
4. Emergency stationary RICE that operate or are contractually obligated to be available for more than 15 hours per year for the purposes specified in §63.6640(f)(2)(ii) and (iii) or that operate for the purposes specified in §63.6640(f)(4)(ii)	Report	a. The information in §63.6650(h)(1)	i. annually according to the requirements in §63.6650(h)(2)-(3).

[78 FR 6719, Jan. 30, 2013]

 [Back to Top](#)

Table 8 to Subpart ZZZZ of Part 63—Applicability of General Provisions to Subpart ZZZZ.

As stated in §63.6665, you must comply with the following applicable general provisions.

General provisions citation	Subject of citation	Applies to subpart	Explanation
§63.1	General applicability of the General Provisions	Yes.	
§63.2	Definitions	Yes	Additional terms defined in §63.6675.
§63.3	Units and abbreviations	Yes.	
§63.4	Prohibited activities and circumvention	Yes.	
§63.5	Construction and reconstruction	Yes.	
§63.6(a)	Applicability	Yes.	
§63.6(b)(1)-(4)	Compliance dates for new and reconstructed sources	Yes.	
§63.6(b)(5)	Notification	Yes.	
§63.6(b)(6)	[Reserved]		
§63.6(b)(7)	Compliance dates for new and reconstructed area sources that become major sources	Yes.	
§63.6(c)(1)-(2)	Compliance dates for existing sources	Yes.	
§63.6(c)(3)-(4)	[Reserved]		
§63.6(c)(5)	Compliance dates for existing area sources that become major sources	Yes.	
§63.6(d)	[Reserved]		
§63.6(e)	Operation and maintenance	No.	
§63.6(f)(1)	Applicability of standards	No.	

§63.6(f)(2)	Methods for determining compliance	Yes.	
§63.6(f)(3)	Finding of compliance	Yes.	
§63.6(g)(1)-(3)	Use of alternate standard	Yes.	
§63.6(h)	Opacity and visible emission standards	No	Subpart ZZZZ does not contain opacity or visible emission standards.
§63.6(i)	Compliance extension procedures and criteria	Yes.	
§63.6(j)	Presidential compliance exemption	Yes.	
§63.7(a)(1)-(2)	Performance test dates	Yes	Subpart ZZZZ contains performance test dates at §§63.6610, 63.6611, and 63.6612.
§63.7(a)(3)	CAA section 114 authority	Yes.	
§63.7(b)(1)	Notification of performance test	Yes	Except that §63.7(b)(1) only applies as specified in §63.6645.
§63.7(b)(2)	Notification of rescheduling	Yes	Except that §63.7(b)(2) only applies as specified in §63.6645.
§63.7(c)	Quality assurance/test plan	Yes	Except that §63.7(c) only applies as specified in §63.6645.
§63.7(d)	Testing facilities	Yes.	
§63.7(e)(1)	Conditions for conducting performance tests	No.	Subpart ZZZZ specifies conditions for conducting performance tests at §63.6620.
§63.7(e)(2)	Conduct of performance tests and reduction of data	Yes	Subpart ZZZZ specifies test methods at §63.6620.
§63.7(e)(3)	Test run duration	Yes.	
§63.7(e)(4)	Administrator may require other testing under section 114 of the CAA	Yes.	
§63.7(f)	Alternative test method provisions	Yes.	
§63.7(g)	Performance test data analysis, recordkeeping, and reporting	Yes.	
§63.7(h)	Waiver of tests	Yes.	
§63.8(a)(1)	Applicability of monitoring requirements	Yes	Subpart ZZZZ contains specific requirements for monitoring at §63.6625.
§63.8(a)(2)	Performance specifications	Yes.	
§63.8(a)(3)	[Reserved]		
§63.8(a)(4)	Monitoring for control devices	No.	
§63.8(b)(1)	Monitoring	Yes.	

§63.8(b)(2)-(3)	Multiple effluents and multiple monitoring systems	Yes.	
§63.8(c)(1)	Monitoring system operation and maintenance	Yes.	
§63.8(c)(1)(i)	Routine and predictable SSM	No	
§63.8(c)(1)(ii)	SSM not in Startup Shutdown Malfunction Plan	Yes.	
§63.8(c)(1)(iii)	Compliance with operation and maintenance requirements	No	
§63.8(c)(2)-(3)	Monitoring system installation	Yes.	
§63.8(c)(4)	Continuous monitoring system (CMS) requirements	Yes	Except that subpart ZZZZ does not require Continuous Opacity Monitoring System (COMS).
§63.8(c)(5)	COMS minimum procedures	No	Subpart ZZZZ does not require COMS.
§63.8(c)(6)-(8)	CMS requirements	Yes	Except that subpart ZZZZ does not require COMS.
§63.8(d)	CMS quality control	Yes.	
§63.8(e)	CMS performance evaluation	Yes	Except for §63.8(e)(5)(ii), which applies to COMS.
		Except that §63.8(e) only applies as specified in §63.6645.	
§63.8(f)(1)-(5)	Alternative monitoring method	Yes	Except that §63.8(f)(4) only applies as specified in §63.6645.
§63.8(f)(6)	Alternative to relative accuracy test	Yes	Except that §63.8(f)(6) only applies as specified in §63.6645.
§63.8(g)	Data reduction	Yes	Except that provisions for COMS are not applicable. Averaging periods for demonstrating compliance are specified at §§63.6635 and 63.6640.
§63.9(a)	Applicability and State delegation of notification requirements	Yes.	
§63.9(b)(1)-(5)	Initial notifications	Yes	Except that §63.9(b)(3) is reserved.
		Except that §63.9(b) only applies as specified in §63.6645.	
§63.9(c)	Request for compliance extension	Yes	Except that §63.9(c) only applies as specified in §63.6645.
§63.9(d)	Notification of special compliance requirements for new sources	Yes	Except that §63.9(d) only applies as specified in §63.6645.

§63.9(e)	Notification of performance test	Yes	Except that §63.9(e) only applies as specified in §63.6645.
§63.9(f)	Notification of visible emission (VE)/opacity test	No	Subpart ZZZZ does not contain opacity or VE standards.
§63.9(g)(1)	Notification of performance evaluation	Yes	Except that §63.9(g) only applies as specified in §63.6645.
§63.9(g)(2)	Notification of use of COMS data	No	Subpart ZZZZ does not contain opacity or VE standards.
§63.9(g)(3)	Notification that criterion for alternative to RATA is exceeded	Yes	If alternative is in use.
		Except that §63.9(g) only applies as specified in §63.6645.	
§63.9(h)(1)-(6)	Notification of compliance status	Yes	Except that notifications for sources using a CEMS are due 30 days after completion of performance evaluations. §63.9(h)(4) is reserved.
			Except that §63.9(h) only applies as specified in §63.6645.
§63.9(i)	Adjustment of submittal deadlines	Yes.	
§63.9(j)	Change in previous information	Yes.	
§63.10(a)	Administrative provisions for recordkeeping/reporting	Yes.	
§63.10(b)(1)	Record retention	Yes	Except that the most recent 2 years of data do not have to be retained on site.
§63.10(b)(2)(i)-(v)	Records related to SSM	No.	
§63.10(b)(2)(vi)-(xi)	Records	Yes.	
§63.10(b)(2)(xii)	Record when under waiver	Yes.	
§63.10(b)(2)(xiii)	Records when using alternative to RATA	Yes	For CO standard if using RATA alternative.
§63.10(b)(2)(xiv)	Records of supporting documentation	Yes.	
§63.10(b)(3)	Records of applicability determination	Yes.	
§63.10(c)	Additional records for sources using CEMS	Yes	Except that §63.10(c)(2)-(4) and (9) are reserved.
§63.10(d)(1)	General reporting requirements	Yes.	
§63.10(d)(2)	Report of performance test results	Yes.	
§63.10(d)(3)	Reporting opacity or VE	No	Subpart ZZZZ does not contain opacity

	observations		or VE standards.
§63.10(d)(4)	Progress reports	Yes.	
§63.10(d)(5)	Startup, shutdown, and malfunction reports	No.	
§63.10(e)(1) and (2)(i)	Additional CMS Reports	Yes.	
§63.10(e)(2)(ii)	COMS-related report	No	Subpart ZZZZ does not require COMS.
§63.10(e)(3)	Excess emission and parameter exceedances reports	Yes.	Except that §63.10(e)(3)(i) (C) is reserved.
§63.10(e)(4)	Reporting COMS data	No	Subpart ZZZZ does not require COMS.
§63.10(f)	Waiver for recordkeeping/reporting	Yes.	
§63.11	Flares	No.	
§63.12	State authority and delegations	Yes.	
§63.13	Addresses	Yes.	
§63.14	Incorporation by reference	Yes.	
§63.15	Availability of information	Yes.	

[75 FR 9688, Mar. 3, 2010, as amended at 78 FR 6720, Jan. 30, 2013]

[↑ Back to Top](#)

Appendix A to Subpart ZZZZ of Part 63—Protocol for Using an Electrochemical Analyzer to Determine Oxygen and Carbon Monoxide Concentrations From Certain Engines

1.0 SCOPE AND APPLICATION. WHAT IS THIS PROTOCOL?

This protocol is a procedure for using portable electrochemical (EC) cells for measuring carbon monoxide (CO) and oxygen (O₂) concentrations in controlled and uncontrolled emissions from existing stationary 4-stroke lean burn and 4-stroke rich burn reciprocating internal combustion engines as specified in the applicable rule.

1.1 Analytes. What does this protocol determine?

This protocol measures the engine exhaust gas concentrations of carbon monoxide (CO) and oxygen (O₂).

Analyte	CAS No.	Sensitivity
Carbon monoxide (CO)	630-08-0	Minimum detectable limit should be 2 percent of the nominal range or 1 ppm, whichever is less restrictive.
Oxygen (O ₂)	7782-44-7	

1.2 Applicability. When is this protocol acceptable?

This protocol is applicable to 40 CFR part 63, subpart ZZZZ. Because of inherent cross sensitivities of EC cells, you must not apply this protocol to other emissions sources without specific instruction to that effect.

1.3 Data Quality Objectives. How good must my collected data be?

Refer to Section 13 to verify and document acceptable analyzer performance.

1.4 Range. What is the targeted analytical range for this protocol?

The measurement system and EC cell design(s) conforming to this protocol will determine the analytical range for each gas component. The nominal ranges are defined by choosing up-scale calibration gas concentrations near the maximum anticipated flue gas concentrations for CO and O₂, or no more than twice the permitted CO level.

1.5 Sensitivity. What minimum detectable limit will this protocol yield for a particular gas component?

The minimum detectable limit depends on the nominal range and resolution of the specific EC cell used, and the signal to noise ratio of the measurement system. The minimum detectable limit should be 2 percent of the nominal range or 1 ppm, whichever is less restrictive.

2.0 SUMMARY OF PROTOCOL

In this protocol, a gas sample is extracted from an engine exhaust system and then conveyed to a portable EC analyzer for measurement of CO and O₂ gas concentrations. This method provides measurement system performance specifications and sampling protocols to ensure reliable data. You may use additions to, or modifications of vendor supplied measurement systems (e.g., heated or unheated sample lines, thermocouples, flow meters, selective gas scrubbers, etc.) to meet the design specifications of this protocol. Do not make changes to the measurement system from the as-verified configuration (Section 3.12).

3.0 DEFINITIONS

3.1 Measurement System. The total equipment required for the measurement of CO and O₂ concentrations. The measurement system consists of the following major subsystems:

3.1.1 Data Recorder. A strip chart recorder, computer or digital recorder for logging measurement data from the analyzer output. You may record measurement data from the digital data display manually or electronically.

3.1.2 Electrochemical (EC) Cell. A device, similar to a fuel cell, used to sense the presence of a specific analyte and generate an electrical current output proportional to the analyte concentration.

3.1.3 Interference Gas Scrubber. A device used to remove or neutralize chemical compounds that may interfere with the selective operation of an EC cell.

3.1.4 Moisture Removal System. Any device used to reduce the concentration of moisture in the sample stream so as to protect the EC cells from the damaging effects of condensation and to minimize errors in measurements caused by the scrubbing of soluble gases.

3.1.5 Sample Interface. The portion of the system used for one or more of the following: sample acquisition; sample transport; sample conditioning or protection of the EC cell from any degrading effects of the engine exhaust effluent; removal of particulate matter and condensed moisture.

3.2 Nominal Range. The range of analyte concentrations over which each EC cell is operated (normally 25 percent to 150 percent of up-scale calibration gas value). Several nominal ranges can be used for any given cell so long as the calibration and repeatability checks for that range remain within specifications.

3.3 Calibration Gas. A vendor certified concentration of a specific analyte in an appropriate balance gas.

3.4 Zero Calibration Error. The analyte concentration output exhibited by the EC cell in response to zero-level calibration gas.

3.5 Up-Scale Calibration Error. The mean of the difference between the analyte concentration exhibited by the EC cell and the certified concentration of the up-scale calibration gas.

3.6 Interference Check. A procedure for quantifying analytical interference from components in the engine exhaust gas other than the targeted analytes.

3.7 Repeatability Check. A protocol for demonstrating that an EC cell operated over a given nominal analyte concentration range provides a stable and consistent response and is not significantly affected by repeated exposure to that gas.

3.8 Sample Flow Rate. The flow rate of the gas sample as it passes through the EC cell. In some situations, EC cells can experience drift with changes in flow rate. The flow rate must be monitored and documented during all phases of a sampling run.

3.9 Sampling Run. A timed three-phase event whereby an EC cell's response rises and plateaus in a sample conditioning phase, remains relatively constant during a measurement data phase, then declines during a refresh phase. The sample conditioning phase exposes the EC cell to the gas sample for a length of time sufficient to reach a constant response. The measurement data phase is the time interval during which gas sample measurements can be made that meet the acceptance criteria of this protocol. The refresh phase then purges the EC cells with CO-free air. The refresh phase replenishes requisite O₂ and moisture in the electrolyte reserve and provides a mechanism to de-gas or desorb any interference gas scrubbers or filters so as to enable a stable CO EC cell response. There are four primary types of sampling runs: pre-sampling calibrations; stack gas sampling; post-sampling calibration checks; and measurement system repeatability checks. Stack gas sampling runs can be chained together for extended evaluations, providing all other procedural specifications are met.

3.10 Sampling Day. A time not to exceed twelve hours from the time of the pre-sampling calibration to the post-sampling calibration check. During this time, stack gas sampling runs can be repeated without repeated recalibrations, providing all other sampling specifications have been met.

3.11 Pre-Sampling Calibration/Post-Sampling Calibration Check. The protocols executed at the beginning and end of each sampling day to bracket measurement readings with controlled performance checks.

3.12 Performance-Established Configuration. The EC cell and sampling system configuration that existed at the time that it initially met the performance requirements of this protocol.

4.0 INTERFERENCES.

When present in sufficient concentrations, NO and NO₂ are two gas species that have been reported to interfere with CO concentration measurements. In the likelihood of this occurrence, it is the protocol user's responsibility to employ and properly maintain an appropriate CO EC cell filter or scrubber for removal of these gases, as described in Section 6.2.12.

5.0 SAFETY. [RESERVED]

6.0 EQUIPMENT AND SUPPLIES.

6.1 What equipment do I need for the measurement system?

The system must maintain the gas sample at conditions that will prevent moisture condensation in the sample transport lines, both before and as the sample gas contacts the EC cells. The essential components of the measurement system are described below.

6.2 Measurement System Components.

6.2.1 Sample Probe. A single extraction-point probe constructed of glass, stainless steel or other non-reactive material, and of length sufficient to reach any designated sampling point. The sample probe must be designed to prevent plugging due to condensation or particulate matter.

6.2.2 Sample Line. Non-reactive tubing to transport the effluent from the sample probe to the EC cell.

6.2.3 Calibration Assembly (optional). A three-way valve assembly or equivalent to introduce calibration gases at ambient pressure at the exit end of the sample probe during calibration checks. The assembly must be designed such that only stack gas or calibration gas flows in the sample line and all gases flow through any gas path filters.

6.2.4 Particulate Filter (optional). Filters before the inlet of the EC cell to prevent accumulation of particulate material in the measurement system and extend the useful life of the components. All filters must be fabricated of materials that are non-reactive to the gas mixtures being sampled.

6.2.5 Sample Pump. A leak-free pump to provide undiluted sample gas to the system at a flow rate sufficient to minimize the response time of the measurement system. If located upstream of the EC cells, the pump must be constructed of a material that is non-reactive to the gas mixtures being sampled.

6.2.8 Sample Flow Rate Monitoring. An adjustable rotameter or equivalent device used to adjust and maintain the sample flow rate through the analyzer as prescribed.

6.2.9 Sample Gas Manifold (optional). A manifold to divert a portion of the sample gas stream to the analyzer and the remainder to a by-pass discharge vent. The sample gas manifold may also include provisions for introducing calibration gases directly to the analyzer. The manifold must be constructed of a material that is non-reactive to the gas mixtures being sampled.

6.2.10 EC cell. A device containing one or more EC cells to determine the CO and O₂ concentrations in the sample gas stream. The EC cell(s) must meet the applicable performance specifications of Section 13 of this protocol.

6.2.11 Data Recorder. A strip chart recorder, computer or digital recorder to make a record of analyzer output data. The data recorder resolution (i.e., readability) must be no greater than 1 ppm for CO; 0.1 percent for O₂; and one degree (either °C or °F) for temperature. Alternatively, you may use a digital or analog meter having the same resolution to observe and manually record the analyzer responses.

6.2.12 Interference Gas Filter or Scrubber. A device to remove interfering compounds upstream of the CO EC cell. Specific interference gas filters or scrubbers used in the performance-established configuration of the analyzer must continue to be used. Such a filter or scrubber must have a means to determine when the removal agent is exhausted. Periodically replace or replenish it in accordance with the manufacturer's recommendations.

7.0 REAGENTS AND STANDARDS. WHAT CALIBRATION GASES ARE NEEDED?

7.1 Calibration Gases. CO calibration gases for the EC cell must be CO in nitrogen or CO in a mixture of nitrogen and O₂. Use CO calibration gases with labeled concentration values certified by the manufacturer to be within ±5 percent of the label value. Dry ambient air (20.9 percent O₂) is acceptable for calibration of the O₂ cell. If needed, any lower percentage O₂ calibration gas must be a mixture of O₂ in nitrogen.

7.1.1 Up-Scale CO Calibration Gas Concentration. Choose one or more up-scale gas concentrations such that the average of the stack gas measurements for each stack gas sampling run are between 25 and 150 percent of those concentrations. Alternatively, choose an up-scale gas that does not exceed twice the concentration of the applicable

outlet standard. If a measured gas value exceeds 150 percent of the up-scale CO calibration gas value at any time during the stack gas sampling run, the run must be discarded and repeated.

7.1.2 Up-Scale O₂ Calibration Gas Concentration.

Select an O₂ gas concentration such that the difference between the gas concentration and the average stack gas measurement or reading for each sample run is less than 15 percent O₂. When the average exhaust gas O₂ readings are above 6 percent, you may use dry ambient air (20.9 percent O₂) for the up-scale O₂ calibration gas.

7.1.3 Zero Gas. Use an inert gas that contains less than 0.25 percent of the up-scale CO calibration gas concentration. You may use dry air that is free from ambient CO and other combustion gas products (e.g., CO₂).

8.0 SAMPLE COLLECTION AND ANALYSIS

8.1 Selection of Sampling Sites.

8.1.1 Control Device Inlet. Select a sampling site sufficiently downstream of the engine so that the combustion gases should be well mixed. Use a single sampling extraction point near the center of the duct (e.g., within the 10 percent centroidal area), unless instructed otherwise.

8.1.2 Exhaust Gas Outlet. Select a sampling site located at least two stack diameters downstream of any disturbance (e.g., turbocharger exhaust, crossover junction or recirculation take-off) and at least one-half stack diameter upstream of the gas discharge to the atmosphere. Use a single sampling extraction point near the center of the duct (e.g., within the 10 percent centroidal area), unless instructed otherwise.

8.2 Stack Gas Collection and Analysis. Prior to the first stack gas sampling run, conduct that the pre-sampling calibration in accordance with Section 10.1. Use Figure 1 to record all data. Zero the analyzer with zero gas. Confirm and record that the scrubber media color is correct and not exhausted. Then position the probe at the sampling point and begin the sampling run at the same flow rate used during the up-scale calibration. Record the start time. Record all EC cell output responses and the flow rate during the “sample conditioning phase” once per minute until constant readings are obtained. Then begin the “measurement data phase” and record readings every 15 seconds for at least two minutes (or eight readings), or as otherwise required to achieve two continuous minutes of data that meet the specification given in Section 13.1. Finally, perform the “refresh phase” by introducing dry air, free from CO and other combustion gases, until several minute-to-minute readings of consistent value have been obtained. For each run use the “measurement data phase” readings to calculate the average stack gas CO and O₂ concentrations.

8.3 EC Cell Rate. Maintain the EC cell sample flow rate so that it does not vary by more than ± 10 percent throughout the pre-sampling calibration, stack gas sampling and post-sampling calibration check. Alternatively, the EC cell sample flow rate can be maintained within a tolerance range that does not affect the gas concentration readings by more than ± 3 percent, as instructed by the EC cell manufacturer.

9.0 QUALITY CONTROL (RESERVED)

10.0 CALIBRATION AND STANDARDIZATION

10.1 Pre-Sampling Calibration. Conduct the following protocol once for each nominal range to be used on each EC cell before performing a stack gas sampling run on each field sampling day. Repeat the calibration if you replace an EC cell before completing all of the sampling runs. There is no prescribed order for calibration of the EC cells; however, each cell must complete the measurement data phase during calibration. Assemble the measurement system by following the manufacturer's recommended protocols including for preparing and preconditioning the EC cell. Assure the measurement system has no leaks and verify the gas scrubbing agent is not depleted. Use Figure 1 to record all data.

10.1.1 Zero Calibration. For both the O₂ and CO cells, introduce zero gas to the measurement system (e.g., at the calibration assembly) and record the concentration reading every minute until readings are constant for at least two consecutive minutes. Include the time and sample flow rate. Repeat the steps in this section at least once to verify the zero calibration for each component gas.

10.1.2 Zero Calibration Tolerance. For each zero gas introduction, the zero level output must be less than or equal to ± 3 percent of the up-scale gas value or ± 1 ppm, whichever is less restrictive, for the CO channel and less than or equal to ± 0.3 percent O₂ for the O₂ channel.

10.1.3 Up-Scale Calibration. Individually introduce each calibration gas to the measurement system (e.g., at the calibration assembly) and record the start time. Record all EC cell output responses and the flow rate during this “sample conditioning phase” once per minute until readings are constant for at least two minutes. Then begin the “measurement data phase” and record readings every 15 seconds for a total of two minutes, or as otherwise required. Finally, perform the “refresh phase” by introducing dry air, free from CO and other combustion gases, until readings are constant for at least two consecutive minutes. Then repeat the steps in this section at least once to verify the calibration for each component gas. Introduce all gases to flow through the entire sample handling system (i.e., at the exit end of the sampling probe or the calibration assembly).

10.1.4 Up-Scale Calibration Error. The mean of the difference of the “measurement data phase” readings from the reported standard gas value must be less than or equal to ± 5 percent or ± 1 ppm for CO or ± 0.5 percent O₂, whichever is less restrictive, respectively. The maximum allowable deviation from the mean measured value of any single “measurement data phase” reading must be less than or equal to ± 2 percent or ± 1 ppm for CO or ± 0.5 percent O₂, whichever is less restrictive, respectively.

10.2 Post-Sampling Calibration Check. Conduct a stack gas post-sampling calibration check after the stack gas sampling run or set of runs and within 12 hours of the initial calibration. Conduct up-scale and zero calibration checks using the protocol in Section 10.1. Make no changes to the sampling system or EC cell calibration until all post-sampling calibration checks have been recorded. If either the zero or up-scale calibration error exceeds the respective specification in Sections 10.1.2 and 10.1.4 then all measurement data collected since the previous successful calibrations are invalid and re-calibration and re-sampling are required. If the sampling system is disassembled or the EC cell calibration is adjusted, repeat the calibration check before conducting the next analyzer sampling run.

11.0 ANALYTICAL PROCEDURE

The analytical procedure is fully discussed in Section 8.

12.0 CALCULATIONS AND DATA ANALYSIS

Determine the CO and O₂ concentrations for each stack gas sampling run by calculating the mean gas concentrations of the data recorded during the “measurement data phase”.

13.0 PROTOCOL PERFORMANCE

Use the following protocols to verify consistent analyzer performance during each field sampling day.

13.1 Measurement Data Phase Performance Check. Calculate the mean of the readings from the “measurement data phase”. The maximum allowable deviation from the mean for each of the individual readings is ± 2 percent, or ± 1 ppm, whichever is less restrictive. Record the mean value and maximum deviation for each gas monitored. Data must conform to Section 10.1.4. The EC cell flow rate must conform to the specification in Section 8.3.

Example: A measurement data phase is invalid if the maximum deviation of any single reading comprising that mean is greater than ± 2 percent or ± 1 ppm (the default criteria). For example, if the mean = 30 ppm, single readings of below 29 ppm and above 31 ppm are disallowed).

13.2 Interference Check. Before the initial use of the EC cell and interference gas scrubber in the field, and semi-annually thereafter, challenge the interference gas scrubber with NO and NO₂ gas standards that are generally recognized as representative of diesel-fueled engine NO and NO₂ emission values. Record the responses displayed by the CO EC cell and other pertinent data on Figure 1 or a similar form.

13.2.1 Interference Response. The combined NO and NO₂ interference response should be less than or equal to ± 5 percent of the up-scale CO calibration gas concentration.

13.3 Repeatability Check. Conduct the following check once for each nominal range that is to be used on the CO EC cell within 5 days prior to each field sampling program. If a field sampling program lasts longer than 5 days, repeat this check every 5 days. Immediately repeat the check if the EC cell is replaced or if the EC cell is exposed to gas concentrations greater than 150 percent of the highest up-scale gas concentration.

13.3.1 Repeatability Check Procedure. Perform a complete EC cell sampling run (all three phases) by introducing the CO calibration gas to the measurement system and record the response. Follow Section 10.1.3. Use Figure 1 to record all data. Repeat the run three times for a total of four complete runs. During the four repeatability check runs, do not adjust the system except where necessary to achieve the correct calibration gas flow rate at the analyzer.

13.3.2 Repeatability Check Calculations. Determine the highest and lowest average “measurement data phase” CO concentrations from the four repeatability check runs and record the results on Figure 1 or a similar form. The absolute value of the difference between the maximum and minimum average values recorded must not vary more than ± 3 percent or ± 1 ppm of the up-scale gas value, whichever is less restrictive.

14.0 POLLUTION PREVENTION (RESERVED)

15.0 WASTE MANAGEMENT (RESERVED)

16.0 ALTERNATIVE PROCEDURES (RESERVED)

17.0 REFERENCES

(1) “Development of an Electrochemical Cell Emission Analyzer Test Protocol”, Topical Report, Phil Juneau, Emission Monitoring, Inc., July 1997.

(2) “Determination of Nitrogen Oxides, Carbon Monoxide, and Oxygen Emissions from Natural Gas-Fired Engines, Boilers, and Process Heaters Using Portable Analyzers”, EMC Conditional Test Protocol 30 (CTM-30), Gas Research Institute Protocol GRI-96/0008, Revision 7, October 13, 1997.

(3) “ICAC Test Protocol for Periodic Monitoring”, EMC Conditional Test Protocol 34 (CTM-034), The Institute of Clean Air Companies, September 8, 1999.

(4) “Code of Federal Regulations”, Protection of Environment, 40 CFR, Part 60, Appendix A, Methods 1-4; 10.

TABLE 1: APPENDIX A—SAMPLING RUN DATA.

Facility_____	Engine I.D._____	Date_____		
Run Type:	()	()	()	()

[illegible]

"											
---	--	--	--	--	--	--	--	--	--	--	--

[78 FR 6721, Jan. 30, 2013]

Appendix F

EPA Approval Letters for Oswald O₂ & NO_x PEMS



UNITED STATES ENVIRONMENTAL PROTECTION AGENCY
WASHINGTON, D.C. 20460

November 21, 2012

OFFICE OF
AIR AND RADIATION

Mr. Curtis Warner
Designated Representative
Arkansas Electric Cooperative Corporation
P.O. Box 194208
Little Rock, Arkansas 72219-4208

Re: Request for Approval of Alternative Monitoring Systems for Units G1 through G7 at the Arkansas Electric Cooperative Corporation's Harry L. Oswald Generating Station (Facility ID (ORISPL) 55221)

Dear Mr. Warner:

The United States Environmental Protection Agency (EPA) has reviewed the February 17, 2012 petition submitted by the Arkansas Electric Cooperative Corporation (AECC), in which AECC requested approval of predictive emission monitoring systems (PEMS) to continuously monitor nitrogen oxides (NO_x) emissions from seven combustion turbine units at the Harry L. Oswald Generating Station. EPA approves the petition, with conditions, as discussed below.

Background

AECC owns and operates the Harry L. Oswald Generating Station, which is a 510 megawatt (MW) combined-cycle combustion turbine plant located in Pulaski County, Arkansas. The plant consists of six General Electric LM6000 Aeroderivative combustion turbines (Units G1 through G6), one General Electric Frame 7EA combustion turbine (Unit G7) and two steam turbines. This plant configuration is commonly known as a 7 on 2, meaning that seven combustion turbines (CTs), or fewer, provide steam to one or both steam turbines depending on the power demand. Each CT combusts only natural gas and is equipped with a duct burner to provide supplemental heat. Units G1 through G6 use steam injection to control NO_x emissions and Unit G7 uses dry low NO_x (DLN) burners for NO_x control.

Units G1 through G7 are subject to the Acid Rain Program and to the Clean Air Interstate Rule (CAIR) Ozone Season NO_x Trading Program. Therefore, AECC is required to continuously monitor and report NO_x, sulfur dioxide (SO₂), and carbon dioxide (CO₂) emissions and heat input for these units, in accordance with 40 CFR Part 75. AECC has installed and certified continuous emission monitoring systems (CEMS) to meet the NO_x monitoring requirements. Each NO_x monitoring system consists of a NO_x concentration monitor and an oxygen (O₂) monitor. These monitoring systems provide NO_x and O₂ readings every minute, which are sent to a common data acquisition and handling system (DAHS). The DAHS calculates hourly NO_x emission rates for each

CT, in units of pounds per million Btu (lb/mmBtu). Each calendar quarter these NO_x emission rates and other required plant data are reported electronically to EPA. Each CEMS undergoes the periodic quality assurance testing required under Appendix B to Part 75, including daily calibration checks, quarterly linearity checks, and semiannual or annual relative accuracy test audits (RATAs).

In the February 17, 2012 petition, AECC requested permission to replace the hardware NO_x CEMS with PEMS. To obtain EPA approval of an alternative monitoring system (AMS) such as a PEMS, Subpart E of Part 75 requires the owner or operator to show that the AMS provides NO_x emission measurements of comparable precision, reliability, accessibility, and timeliness (PRAT) to measurements made with a CEMS. To achieve this, a 720 operating hour¹ demonstration is required, in which hourly NO_x emission rates predicted by the PEMS are compared directly against measurements made with either a certified CEMS or a reference method.

AECC installed Pavilion8[®] Software PEMS on Units G1 through G7 in July 2010. Each PEMS was “trained” to “learn” the combustion process², according to the manufacturer’s instructions. A model for each combustion turbine was then developed from the training data. Next, the predictive capabilities of all seven PEMS were activated, and the PEMS and CEMS were operated concurrently during the third quarter of 2010 for the 720 operating hour Subpart E demonstrations. The start and end dates of the demonstrations varied from turbine to turbine, depending on the dates and hours of unit operation. In addition to these comparison tests, simultaneous RATAs of the PEMS and CEMS were performed in August 2010 and repeated in July 2011.

The results of the comparison tests and concurrent RATAs were included with the February 17, 2012 petition. AECC also documented the methods used to establish the relationship between the parametric inputs to the PEMS and the predicted NO_x emissions, and provided data to demonstrate the precision and reliability of the predictive measurements.

EPA’s Determination

EPA reviewed the February 17, 2012 petition and the supplementary data provided by AECC to evaluate compliance with the requirements of Subpart E. As previously noted, Subpart E requires the owner or operator of an affected unit applying for approval of an AMS to perform a 720 operating hour (minimum) demonstration showing that the AMS has the same or better precision, reliability, accessibility, and timeliness (PRAT) as a CEMS. Sections 75.41 through 75.46 of Subpart E present the criteria for evaluating PRAT and specify quality assurance and missing data substitution requirements for the AMS. Section 75.48 details the information that must be included in the petition for approval of the AMS in order to demonstrate that the criteria in §§75.41 through 75.46 are met.

Regarding precision, §75.41 requires the owner or operator to provide valid paired AMS and CEMS data for at least 90 percent of the 720 (or more) unit operating hours in the demonstration. The data may be adjusted to account for any lognormality and/or time dependency autocorrelation. Three statistical tests must be passed, i.e., a linear correlation analysis (r-test), an F-test, and the one-tailed

¹ The demonstration period may be longer than 720 operating hours, at the discretion of the owner or operator.

² During the training, operational parameters (e.g., temperatures, pressures, flow rates) are input to the PEMS from various sensors, while NO_x emissions are measured concurrently. This enables the PEMS to predict NO_x emissions when familiar combinations of parameters are encountered during process operation.

t-test for bias described in Part 75, Appendix A, section 7.6.4. Further, the owner or operator must provide two separate time series plots for the AMS and CEMS data. Each data plot must have a horizontal axis representing the calendar dates and clock hours of the readings, and there must be a separate data point for every hour of the test period. One data plot must show CEMS and AMS readings versus time, and the other data plot must show the percentage difference between the AMS and CEMS readings versus time. Finally, a plot of the AMS concentrations (on the vertical axis) and CEMS concentrations (on the horizontal axis) must be provided.

Tables 1 through 4, below show that for each of the seven units, the duration of the PEMS versus CEMS demonstration was at least 720 operating hours and the requirement to obtain valid, paired PEMS and CEMS data for at least 90% of the operating hours was met. Tables 1 through 4 also summarize the results of AECC's statistical analyses of the paired PEMS and CEMS data, which show that the NO_x lb/mmBtu output from each PEMS passed all three required statistical tests. AECC supplied two time series data plots for each unit, showing the PEMS and CEMS readings versus time and the percentage difference between the PEMS and CEMS versus time, as required under §75.41(a)(9), and provided a plot of PEMS concentrations versus CEMS concentrations for each unit, as required under §75.41(c)(2)(i).

**Table 1. AECC Harry L. Oswald Generating Station Units G1 and G2
Pavilion8® Software PEMS**

Unit G1 (lbs NO_x/mmBtu) Comparison Dates: July 8 – August 31, 2011	Unit G2 (lbs NO_x/mmBtu) Comparison Dates: July 5 – August 31, 2011
Days of Operation = 46 Hrs of Operation = 732 Hrs Used in Comparison Test = 664 % of Operating Hrs Used for Test = 90.7%	Days of Operation = 49 Hrs of Operation = 722 Hrs Used in Comparison Test = 665 % of Operating Hours Used for Test = 92.1%
n = 664	n = 665
t-test: mean difference, $d = 0.001715$ abs. value of confidence coefficient, $cc = 0.001943$ Evaluation: Because $ cc \geq d$, the model passed.	t-test: mean difference, $d = 0.001156$ abs. value of confidence coefficient, $cc = 0.001735$ Evaluation: since $ cc \geq d$, the model passed
Linear correlation: correlation coefficient (r) = 0.940436 Evaluation: Because $r \geq 0.8$, the model passed.	Linear correlation: correlation coefficient (r) = 0.917746 Evaluation: since $r \geq 0.8$, the model passed
F-test: variance of PEMS, $ep = 0.104239$ variance of CEMS, $ev = 0.105954$ $F = 0.875659$ $F_{critical} = 1.14$ Evaluation: Because $F_{critical} \geq F$, the model passed.	F-test: Variance of PEMS, $ep = 0.096441$ Variance of CEMS, $ev = 0.097597$ $F = 0.8612791$ $F_{critical} = 1.14$ Evaluation: Since $F_{critical} \geq F$, the model passed
Standard Deviation, Sd = 0.02556	Standard Deviation, Sd = 0.022828
CEMS/PEMS Relative Accuracy, RA = 2.01%	CEMS/PEMS Relative Accuracy, RA = 1.89%

**Table 2. AECC Harry L. Oswald Generating Station Units G3 and G4
Pavilion8® Software PEMS**

Unit G3 (lbs NO_x/mmBtu) Comparison Dates: July 8 – August 31, 2011	Unit G4 (lbs NO_x/mmBtu) Comparison Dates: July 8, 2010 – September 4, 2011
Days of Operation = 47 Hrs of Operation = 721 Hrs Used in Comparison Test = 671 % of Operating Hrs Used for Test = 93.1%	Days of Operation = 50 Hrs of Operation = 723 Hrs Used in Comparison Test = 652 % of Operating Hours Used for Test = 90.2%
n = 671	n = 652
t-test: mean difference, d = -0.005357 abs. value of confidence coefficient, cc = 0.001586 Evaluation: since $ cc \geq d$, the model passed	t-test: mean difference, d = -0.003427 abs. value of confidence coefficient, cc = 0.002097 Evaluation: since $ cc \geq d$, the model passed
Linear correlation: correlation coefficient (r) = 0.934654 Evaluation: since $r \geq 0.8$, the model passed	Linear correlation: correlation coefficient (r) = 0.876842 Evaluation: since $r \geq 0.8$, the model passed
F-test: Variance of PEMS, ep = 0.103651 Variance of CEMS, ev = 0.098294 F = 1.048185 F _{critical} = 1.14 Evaluation: Since $F_{critical} \geq F$, the model passed	F-test: Variance of PEMS, ep = 0.103185 Variance of CEMS, ev = 0.099758 F = 1.03135 F _{critical} = 1.14 Evaluation: Since $F_{critical} \geq F$, the model passed
Standard Deviation, Sd = 0.020967	Standard Deviation, Sd = 0.027321
CEMS/PEMS Relative Accuracy, RA = 2.15%	CEMS/PEMS Relative Accuracy, RA = 2.44%

**Table 3. AECC Harry L. Oswald Generating Station Units G5 and G6
Pavilion8® Software PEMS**

Unit G5 (lbs NO_x/mmBtu) Comparison Dates: July 7 – August 30, 2011	Unit G6 (lbs NO_x/mmBtu) Comparison Dates: June 20 – August 24, 2011
Days of Operation = 49 Hrs of Operation = 733 Hrs Used in Comparison Test = 681 % of Operating Hrs Used for Test = 92.9%	Days of Operation = 51 Hrs of Operation = 722 Hrs Used in Comparison Test = 652 % of Operating Hrs Used for Test = 90.3%
n = 681	n = 652
t-test: mean difference, d = -0.003411 abs. value of confidence coefficient, cc = 0.002857 Evaluation: Because $ cc \geq d$, the model passed.	t-test: mean difference, d = 0.001293 abs. value of confidence coefficient, cc = 0.001293 Evaluation: Because $ cc \geq d$, the model passed.
Linear correlation: correlation coefficient (r) = 0.829225 Evaluation: Because $r \geq 0.8$, the model passed.	Linear correlation: correlation coefficient (r) = 0.958814 Evaluation: Because $r \geq 0.8$, the model passed.
F-test: variance of PEMS, ep = 0.104861 variance of CEMS, ev = 0.101451 F = 1.055714 F _{critical} = 1.13 Evaluation: Because $F_{critical} \geq F$, the model passed.	F-test: variance of PEMS, ep = 0.101472 variance of CEMS, ev = 0.102748 F = 1.001167 F _{critical} = 1.14 Evaluation: Because $F_{critical} \geq F$, the model passed.
Standard Deviation, Sd = 0.038042	Standard Deviation, Sd = 0.016844
CEMS/PEMS Relative Accuracy, RA = 3.15%	CEMS/PEMS Relative Accuracy, RA = 1.38%

**Table 4. AECC Harry L. Oswald Generating Station Unit G7
Pavilion8® Software PEMS**

Unit G7 (lbs NO _x /mmBtu) Comparison Dates: July 17 – August 26, 2011
Days of Operation = 40 Hrs of Operation = 727 Hrs Used in Comparison Test = 691 % of Operating Hrs Used for Test = 95.0%
n = 691
t-test: mean difference, d = 0.000474 abs. value of confidence coefficient, cc = 0.000851 Evaluation: Because $ cc \geq d$, the model passed.
Linear correlation: correlation coefficient (r) = 0.912537 Evaluation: Because $r \geq 0.8$, the model passed.
F-test: variance of PEMS, ep = 0.028010 variance of CEMS, ev = 0.028484 F = 1.061726 F _{critical} = 1.13 Evaluation: Because $F_{critical} \geq F$, the model passed.
Standard Deviation, Sd = 0.011420
CEMS/PEMS Relative Accuracy, RA = 3.04%

Regarding reliability, §75.42 requires the owner or operator to demonstrate that the PEMS is capable of providing valid 1-hour averages for 95.0 percent or more of unit operating hours over a one-year period and that the system meets the applicable CEMS quality-assurance requirements of Part 75, Appendix B. For all seven units, valid PEMS data were collected by the DAHS for more than 95.0 percent of the operating hours in the Subpart E test period, indicating that the PEMS are capable of meeting the long-term data availability requirements of §75.42. However, the supplementary information provided by AECC to support the February 17, 2012 petition fails to provide a description of the on-going quality-assurance procedures that will be followed to meet the applicable requirements of Appendix B. Nevertheless, EPA will consider these requirements to be met if AECC implements the quality assurance and quality control (QA/QC) procedures described below under “Conditions of Approval” for each of the seven PEMS.

Regarding accessibility and timeliness, §§75.43 and 75.44 require the owner or operator to demonstrate that the PEMS can meet the requirements of Subparts F and G of Part 75; can provide a continuous record of emissions on an hourly basis; and can provide a data record for the previous day within 24 hours. In the February 17, 2012 petition, AECC showed that the PEMS can meet these requirements. The DAHS records all parameters needed to calculate the NO_x emission rate on an hourly basis. The DAHS provides the operator with a continuous display of real-time emission data, including raw NO_x and O₂ concentration data, calculated NO_x emission rates (lb/mmBtu), process operating parameters, and the status of the process as it relates to the PEMS. Data are evaluated for compliance within the operating “envelopes” established during the training period (see Tables 5 and 6, below). The data are then available to generate the required Part 75 quarterly electronic data reports and customized reports, if requested.

Conditions of Approval

The conditions of this approval are as follows:

1. AECC shall implement the following QA/QC procedures for each of the seven PEMS installed on the installed on the Harry L. Oswald combustion turbines:
 - (a) Each PEMS shall use the input parameters listed in Tables 5 and 6, below, to predict NO_x emission rates. Each parameter value shall be monitored as a one minute average. Each PEMS input parameter value must not fall more than 5 percent below the minimum or more than 5 percent above the maximum values (inclusive) shown in the applicable table below (referred to as "the PEMS operating envelope") and must not deviate from the combinations³ of critical input parameter values that were represented in the historical training dataset, unless the PEMS has been retrained according to paragraph (g), below, in which case, the new minimum and maximum training values will supersede the values in Tables 5 and 6. If any PEMS input parameter value goes below the minimum or above the maximum table value by more than 5 percent, or deviates from the combinations of critical input parameter values that were represented in the historical training dataset for sufficient time to cause an invalid hour⁴, the PEMS shall be considered out-of-control, and the maximum potential NO_x emission rate (MER) specified in paragraph (h), below, shall be reported starting with the first out-of-control hour and ending with the next valid hour. Data from each PEMS input parameter shall be maintained on-site for at least three years, in a form suitable for inspection.

**Table 5. Harry L. Oswald Generating Station Units G1 through G6
Pavilion8® Software PEMS Operating Envelope**

PEMS Input Parameter	Minimum Value	Maximum Value
Duct Burner (DB) Gas Flow (scfh)	0	200,000
CT Gas Flow (scfh)	0	504,000
CT Steam Injection (lb)	0	38,860
CT By-Pass Vane Position (%)	0	100
CT Sprint Water Flow (gal/min)	0	17
Relative Humidity (%)	0	100

³ The PEMS shall additionally scan the historical training dataset to determine if the critical parameters contained in the current process vector correspond to any of the data previously collected (using a configurable tolerance or threshold that is maintained at 5% of the parameter range or less). A combination of critical input parameters that is not represented in the historical training dataset will invalidate the current minute record even if each of the individual critical parameters are within 5% of the minimum and maximum values established by the model envelope.

⁴ Hourly averages must be computed using at least one valid set of inputs in each fifteen-minute quadrant of an hour in which the unit operates. However, an hourly average may be computed from at least two valid sets of inputs separated by a minimum of 15 minutes (where the unit operates for more than one quadrant of an hour) if data are unavailable as a result of: (1) the performance of calibration, quality assurance, or preventive maintenance activities pursuant to section 4 of this determination, (2) conducting backups of data from the DAHS, or (3) recertification, pursuant to paragraph (g), below. All valid data input to the PEMS during the hour must be used to calculate the hourly averages. All data points collected during an hour shall be, to the extent practicable, evenly spaced over the hour.

**Table 6. Harry L. Oswald Generating Station Unit G7
Pavilion8® Software PEMS Operating Envelope**

PEMS Input Parameter	Minimum Value	Maximum Value
Duct Burner (DB) Gas Flow (scfh)	0	270,000
HRSB High Pressure Steam Flow (klb)	0	546
CT HP Compressor Discharge Pressure (psia)	0	187
HP Compressor Discharge Temp (°F)	0	846
CT Gas Flow (scfh)	0	1,069,937
CT Combustion Reference Temp (°F)	0	2500
CT Inlet Guide Position (%)	0	94
Relative Humidity (%)	0	100

- (b) QA/QC tests of the PEMS shall be performed according to Table 7. The sensor validation system procedures are described in paragraphs (c) and (d). The daily QA/QC test is described in paragraph (e). The RATAs, 3-run RAAs, and bias adjustment factors are discussed in paragraphs (f) and (g). Recertification, including training, of the PEMS is discussed in paragraph (g). The NO_x MER is discussed in paragraph (h).

Table 7. PEMS QA/QC Tests

Test	Performance Specification	Frequency
PEMS training (Linear correlation and F-test)	$r \geq 0.8$, and $F_{\text{critical}} \geq F$	[see paragraph (g)]
Sensor validation system <ul style="list-style-type: none"> Failed Sensor alert OOB alarm system OOB alarm setup Minimum data capture 	<p align="center">Alert operator of any failed sensors [see paragraphs (c) and (d)]</p> <p align="center">Alert operator of any PEMS OOB [see paragraph (d)]</p> <p align="center">[see paragraph (d)]</p> <p align="center">At least 1 valid data point per 15 minutes [see paragraph (c)]</p>	<p align="center">Hourly [see paragraphs (c) and (d)]</p> <p align="center">Hourly [see paragraph (d)]</p> <p align="center">After each PEMS training [see paragraph (g)]</p> <p align="center">Hourly [see paragraph (c)]</p>
Daily QA/QC	Absolute value of (unbiased PEMS output - PEMS output produced from RATA or PEMS training) ≤ 0.002 lb NO _x /mmBtu [see paragraph (e)]	Daily
3-run RAA	<ul style="list-style-type: none"> Accuracy $\leq 10.0\%$ or For a low emitting source,* results are acceptable if the mean value for the PEMS is within ± 0.020 lb/mmBtu of the reference mean value 	Monthly [see paragraph (f)]
	For semiannual RATA frequency:	Semiannual or annual (depending on

Table 7. PEMS QA/QC Tests

Test	Performance Specification	Frequency
RATA	<ul style="list-style-type: none"> RA > 7.5% and \leq 10.0% <p style="text-align: center;">or</p> <ul style="list-style-type: none"> For a low emitting source,* results are acceptable if the mean value for the PEMS is within \pm 0.020 lb/mmBtu of the reference method mean value <p>For annual RATA frequency:</p> <ul style="list-style-type: none"> RA \leq 7.5% <p style="text-align: center;">or</p> <ul style="list-style-type: none"> For a low emitting source,* results are acceptable if the mean value for the PEMS is within \pm 0.015 lb/mmBtu of the reference method mean value 	<p>the RATA results) for routine QA (see §75.74(c)(2)(ii))</p> <p>Recertification RATA is required when a RAA or a RATA is failed or when operating conditions change.</p> <p>\geq 9 test runs are required at normal operating level for annual or semiannual QA.</p> <p>\geq 30 test runs are required at each of 3 operating levels for recertification.</p> <p>[see paragraphs (f) and (g)]</p>
Bias adjustment factor	If $d_{avg} \leq cc $, bias test is passed	After each RATA. Perform bias test at the normal operating level [see paragraphs (f) and (g)].

* The unit is a low-emitting source if the mean reference value during the RATA or RAA is \leq 0.200 lb/mmBtu NO_x.

- (c) The sensors for the PEMS input parameters must be maintained in accordance with the manufacturer's recommendations. A sensor validation system is required to identify sensor failures hourly to the operator and to reconcile failed sensors by: comparing each sensor to several other sensors; determining, based on the comparison, if a sensor has failed; and calculating a reasonable substitute value for the parameter measured by the failed sensor. AECC must ensure that the sensor validation system validates sensor data in this way for every minute of PEMS operation. To comply with section 75.10(d)(1), hourly averages must be computed using at least one valid set of inputs in each fifteen-minute quadrant of an hour in which the unit operates.⁵ All valid data input to the PEMS during the hour must be used to calculate the hourly averages. All data points collected during an hour shall be, to the extent practicable, evenly spaced over the hour. If the provisions of this paragraph are not met, the PEMS is out-of-control, and the missing data procedures in Subpart D of Part 75 shall be followed.
- (d) The sensor validation system shall include an alarm to inform the operator when sensors need repair and when the PEMS is out-of-control. In setting up the alarm system, a demonstration shall be performed at a minimum of four different PEMS training conditions, which must be representative of the entire range of expected turbine operations. For each of the four or more training conditions, the demonstration shall consist of the following:
- (1) For all of the sensors used in the PEMS model, input a set of reference sensor values that were recorded either during the training of the PEMS or during a RATA of the PEMS. These input values must all be within the PEMS

⁵ However, an hourly average may be computed from at least two valid sets of inputs separated by a minimum of 15 minutes (where the unit operates for more than one quadrant of an hour) if data are unavailable as a result of performing required quality assurance or preventive maintenance activities, or during data backup from the DAHS.

operating envelope. Verify that these reference inputs produce the expected PEMS output (i.e., the expected NO_x emission rate);

- (2) Perform one-sensor failure analysis, as follows. Artificially fail one of the sensors, and then, using the calculated replacement value for that sensor [see paragraph (c), above], assess the effect on the accuracy of the PEMS. Calculate the percent difference between the reference NO_x emission rate from step (1) and the PEMS output. Repeat this procedure for each sensor, individually;
- (3) Identify the sensor failure in step (2) that results in the worst accuracy. If the highest percent deviation exceeds ± 10.0 percent, then set up the PEMS to alarm when any single sensor fails. If none of the percent difference values exceeds 10.0 percent, proceed to step (4);
- (4) Perform two-sensor failure analysis, as follows: artificially fail the sensor from step (3) that produced the worst accuracy, and also fail one of the other sensors. Then, using the calculated replacement values for both sensors, assess the accuracy of the PEMS hourly average output, as in step (2). Repeat this procedure, evaluating each sensor in turn with the sensor from step (3); and
- (5) Identify the combination of dual sensor failures that results in the worst accuracy. If the highest percent deviation exceeds ± 10.0 percent, then set up the PEMS to alarm when any two sensors fail. If none of the percent difference values exceeds 10.0 percent, then set up the PEMS to alarm with three sensor failures.

The results of this demonstration shall be maintained on-site in a form suitable for inspection. For every hour of PEMS operation, the PEMS shall check for failed sensors and provide an alarm to alert the operator of any sensors needing repair. When the PEMS alarms, the PEMS is out-of-control, and AECC shall report the NO_x MER specified in paragraph (h), below, starting with the hour when the sensor validation alarm system alarms and ending with the hour when all sensor values are back within the expected range.

- (e) The following daily QA/QC test must be performed whenever the unit operates for any portion of the day. AECC shall input to the PEMS a set of turbine operating parameters used by the PEMS during a passed PEMS RATA or the most recent PEMS training. (Note: It is important that the same number of decimal places for the PEMS inputs be used here as was used in the passed PEMS RATA or most recent PEMS training.) The resulting PEMS NO_x lb/mmBtu output, if bias-adjusted, shall be divided by the bias adjustment factor (BAF) currently in use; this removes the BAF by resetting it to 1.000, as it was during the passed PEMS RATA or most recent PEMS training. Then, the unbiased PEMS output shall be compared to the corresponding PEMS NO_x lb/mmBtu output produced at the time of the RATA or PEMS training. If the difference between the two PEMS NO_x outputs is within ± 0.002 lb NO_x/mmBtu, the daily QA/QC test is passed. If a daily QA/QC test is failed or not performed, the PEMS is out-of-control. Subpart D missing data

procedures shall be followed starting with the hour of the failed test or, if the test was not performed, the hour after the test due date, and ending with the hour in which a daily QA/QC test is passed. No grace periods are allowed. The results of this check (pass/fail) shall be reported in the Daily Test Summary Records. See Section 2.2 of the Emissions Collection and Monitoring Plan System (ECMPS) Emissions Reporting Instructions. (Note: Report code "PEMSCAL" as the Test Type Code for the daily QA/QC check.)

- (f) Ongoing semi-annual or annual RATAs shall be performed at the normal operating level according to the procedures in Part 75, Appendix B, section 2.3.1 and shall be calculated on a lb/mmBtu basis. The reference method traverse point selection shall be consistent with Part 75, Appendix A, section 6.5.6. Notification of ongoing RATAs shall be provided according to §75.61(a)(5). Immediately prior to a RATA, the BAF shall be set to 1.000. Before each RATA, AECC shall ensure that the sensor validation system is set to provide at least one valid set of inputs per 15 minute period, as discussed in paragraph (c), above. After the RATA, AECC shall calculate and apply a bias adjustment factor at the normal operating level according to Part 75, Appendix A, section 7.6.4. Report the RATA and bias test data and results as described in Section 2.4 of the ECMPS Quality Assurance and Certification Reporting Instructions.

Monthly, 3-run (minimum) relative accuracy audits (RAAs), described below, shall be performed in every calendar month of the year in which the unit operates for at least 56 hours, except for a month in which a full 9-run RATA or PEMS recertification is performed.

All required RAAs shall be done on a lb NO_x/mmBtu basis and shall be performed using either EPA Reference Methods 7E and 3A in 40 CFR Part 60, Appendix A-4 or portable analyzers. To the extent practicable, each RAA shall be done at different operating conditions from the previous one. Follow the portable analyzer manufacturer's recommended maintenance procedures.

The minimum time per RAA run shall be 20 minutes. The reference method traverse point selection shall be consistent with Part 75, Appendix A, section 6.5.6. Alternatively, a single measurement point located at least 1.0 meter from the stack or duct wall may be used without performing a stratification test.

Results of the RAA shall be calculated using Equation 1-1 in Appendix F to Part 60. Bias-adjusted data from the PEMS (using the bias adjustment factor from the most recent RATA) shall be used in the calculations. The results of the RAA are acceptable if the performance specifications in Table 7, above, are met. If the RAA is failed, follow the provisions in paragraph (g), below. No grace periods are allowed.

Report the results of all RAAs using the ECMPS Client Tool, either prior to or concurrent with the appropriate quarterly electronic data report. As described in Section 4.0 of the ECMPS Quality Assurance and Reporting Instructions, report the results of each test as either "pass" or "fail". Report the Test Type Code as "PEMSACC" to indicate this is a 3 Run Relative Accuracy Audit (RAA) for a PEMS, performed with a reference method or portable analyzer.

If a portable chemiluminescent NO_x analyzer is used to perform the required RAAs, the procedures of Method 7E in 40 CFR Part 60, Appendix A-4 shall be followed. The analyzer performance specifications in Method 7E for calibration error, system bias, and calibration drift shall be met.

If a portable electrochemical analyzer is used to perform the required RAAs, ASTM Method D6522-00⁶, as modified below, shall be followed. ASTM D6522-00 applies to the measurement of NO_x (NO and NO₂), CO, and O₂ concentrations in emissions from natural gas-fired combustion systems using electrochemical analyzers. The method was developed based on studies sponsored by the Gas Research Institute (GRI)⁷. It has also been peer-reviewed, approved by ASTM Committees D22.03 and D22, and accepted by EPA as a conditional test method (CTM-030). ASTM D6522-00 prescribes analyzer design specifications, test procedures, and instrument performance requirements that are similar to the checks in EPA's instrumental test methods (e.g., Method 7E). These checks include linearity, interference, stability, pre-test calibration error, and post-test calibration error.

Based on the results of EPA's portable analyzer study⁸, the following modifications to ASTM D6522-00 are required to make the method more practical without sacrificing accuracy:

- NO_x analyzers must provide readings to 0.1 ppm to improve the likelihood of passing the performance specifications for sources with low NO_x levels;
- An alternative performance specification (i.e., ± 1.0 ppm difference from reference value) may be applied to take account of sources with low concentrations of NO_x; and
- The measurement system must be purged with ambient air between gas injections during the stability check to reduce degradation of electrochemical cell performance (see the footnote in Table 8 below).

The measurement system performance specifications, as modified by the EPA portable analyzer study, are shown in Table 8.

⁶ ASTM D6522-00, "Standard Test Method for Determination of Nitrogen Oxides, Carbon Monoxide, and Oxygen Concentrations in Emissions from Natural Gas-Fired Reciprocating Engines, Combustion Turbines, Boilers, and Process Heaters Using Portable Analyzers."

⁷ GRI (Gas Research Institute), "Topical Report, Development of an Electrochemical Cell Emission Analyzer Test Method," July, 1997.

⁸ "Evaluation of Portable Analyzers for Use in Quality Assuring Predictive Emission Monitoring Systems for NO_x," The Cadmus Group, Inc., September 8, 2004.

**Table 8. ASTM Method D6522-00 Measurement System Performance Specifications
(as Modified by EPA Portable Analyzer Study)**

Performance Check	Gas	Acceptance Criteria
Zero Calibration Error	NO, NO ₂	≤ 3 percent of span gas value or ± 1.0 ppm difference (whichever is less restrictive)
	O ₂	≤ 0.3 percent O ₂
Span Calibration Error	NO, NO ₂	≤ 5 percent of span gas value or ± 1.0 ppm difference (whichever is less restrictive)
	O ₂	≤ 0.5 percent O ₂
Interference	NO, NO ₂ , O ₂	≤ 5 percent of average stack NO concentration for each test run (using span gas checks)
Linearity	NO, O ₂	≤ 2.5 percent of span gas concentration or ± 1.0 ppm difference (whichever is less restrictive)
	NO ₂	≤ 3.0 percent of span gas concentration or ± 1.0 ppm difference (whichever is less restrictive)
Stability*	NO, NO ₂ , O ₂	≤ 2.0 percent of span gas concentration or ± 1.0 ppm max-min difference (whichever is less restrictive), for 30-minute period or
		≤ 1.0 percent of span gas concentration or ± 1.0 ppm max-min difference (whichever is less restrictive), for 15-minute period
Cell Temperature		± 5 °F from initial temperature

* When conducting this check for three cells in an analyzer, the system must be purged with ambient air between gas injections to minimize the possibility of problems with the electrochemical cells. Otherwise, the cells will be exposed to high NO and NO₂ concentrations for prolonged periods of time, which can cause degradation in the cell's performance (i.e., the so-called "O₂-starved exposure").

- (g) If a RAA or a RATA is failed due to a problem with the PEMS, or if circumstances occur that result in a significant change in NO_x emission rate relative to the previous PEMS training conditions (e.g., turbine degradation beyond manufacturer specifications, process modification, new process operating modes, or changes to emission controls), the following recertification tests and procedures shall be performed, in this order:
- (i) Ensure that the Sensor Validation System meets the requirements of paragraph (c), above;
 - (ii) Re-train the PEMS according to the manufacturer's recommendations⁹; and
 - (iii) Ensure that the requirements in paragraph (d), above, are met.

⁹ If a reference method is used to provide training data for the PEMS, the training data may be used to calculate the relative accuracy at each operating level and the normal level bias and to set up the alarm system.

- (iv) Perform RATAs, following the procedures in Part 75, Appendix A, section 6.5, at three different operating levels (low, mid, and high) as defined in section 6.5.2.1 of Part 75, Appendix A. Use paired PEMS and reference method data to calculate the results on a lb NO_x/mmBtu basis. Calculations shall be based on a minimum of 30 runs at each operating level. AECC shall apply to each operating level the RATA performance specifications contained in Table 7, above. Report the RATA data and results of only the normal operating level as described in Section 2.4 of the ECMPS Quality Assurance and Certification Reporting Instructions, and keep the data and results for the other two operating levels on-site in a form suitable for inspection. The RATA result for the normal operating level determines when the next RATA is due.
- (v) Ensure that requirements in paragraph (e), above, are met.
- (vi) Conduct an F-test, and a correlation analysis (r-test), using Part 75, Subpart E equations at low, mid, and high operating levels.¹⁰ The r-test shall be performed using all data collected at the three operating levels combined. However, when the mean value of the reference method NO_x data is less than 5 ppm for an operating level, data from that operating level may be removed before applying the r-test. The F-test is to be applied to data at each operating level separately. If the standard deviation of the reference method NO_x data at any operating level is less than either 3 percent of the span or 5 ppm, a reference method standard deviation of either 3 percent of span or 5 ppm may be used at that operating level when applying the F-test. Report the calculated F-value, and the critical value of F at the 95-percent confidence level with n-1 degrees of freedom, for each operating level. Report the calculated r-value (using Equation 27 in §75.41(c)(2)(ii)) for data from the three operating levels combined, in accordance with Section 4.0 of the ECMPS Quality Assurance and Certification Reporting Instructions.
- (vii) Perform a bias test (one-tailed t-test) at the normal operating level according to Part 75, Appendix A, Section 7.6.4. If a bias test is failed, calculate and apply a BAF to the subsequent NO_x emission rate data. Report the bias test results as described in Section 2.4 of the ECMPS Quality Assurance and Certification Reporting Instructions.

¹⁰ In 2004, EPA performed a Subpart E statistical analysis of 720 hours of matched pairs of PEMS and CEMS data for a combustion turbine and 830 matched data pairs for another one and then performed the same statistics on 30-point subsets of these data. See "Evaluation and Field Testing of Nitrogen Oxide (NO_x) Predictive Emission Monitoring Systems (PEMS) for Gas-fired Combustion Turbines - Synthesis Report," The Cadmus Group, Inc., December 29, 2004. The results of these analyses showed that most of the 30-point subsets passed the same combination of statistical tests as the full data set. The field test data also illustrated the importance of testing a PEMS over the full operating range of the unit because of the strong correlation between NO_x emissions to certain unit operating parameters. Based on this evaluation, EPA believes that whenever a PEMS is recertified, a three load RATA (with a minimum of 30 paired data points at each load level) should be required in conjunction with input sensor failure checks and certain abbreviated Subpart E statistical tests, in particular, the F-test, the correlation analysis, and the t-test.

- (viii) Collect at least 24 successive unit operating hours of paired hourly PEMS and reference method data under startup and shutdown conditions¹¹ and conduct an F-test, a correlation analysis (r-test), and a bias test. If the bias test is failed, calculate and apply a BAF to the subsequent non-DLN NO_x emission rate data. Report the calculated F-value, the critical value of F at the 95-percent confidence level with n-1 degrees of freedom, and the calculated r-value (using Equation 27 in §75.41(c)(2)(ii)), in accordance with Section 4.0 of the ECMPS Quality Assurance and Certification Reporting Instructions. Maintain bias test results on-site for at least three years, in a form suitable for inspection.

The tests and procedures in this paragraph (g) shall be completed by the earlier of 60 unit operating days (as defined in 40 CFR 72.2) or 180 calendar days after the failed RAA or failed RATA or after the start of the circumstances that caused a significant change in NO_x emission rate. In accordance with §75.63(a)(2)(i), a recertification application for the PEMS shall be submitted no later than 45 days after successfully completing all of the required tests and procedures in this paragraph (g). Pursuant to §§75.63(a)(2)(ii), (b)(1)(ii), and (b)(2)(ii), the results of the tests shall be submitted: (1) to the Administrator in electronic format, using the ECMPS Client Tool, and also in hard copy; and (2) in hard copy to the applicable EPA Regional Office and to the appropriate State or local air pollution control agency (unless the requirement is waived by either or both of those offices).

In accordance with §§75.20(a)(3) and (a)(4), the PEMS shall be considered to be provisionally recertified, upon successful completion of the required tests, for a period not to exceed 120 days after a complete application has been received. Data from a provisionally recertified PEMS may be reported as quality-assured unless the Administrator issues a notice of disapproval of the recertification application within 120 days after receiving it. If the Administrator fails to issue either a notice of approval or disapproval within 120 days of receiving the application, the PEMS shall be deemed recertified. The loss of certification provisions of §75.20(a)(5) shall apply in the event that the Administrator issues a notice of disapproval of the recertification application within the 120 day review period.

For a failed RAA or RATA, AECC shall use the appropriate Part 75 missing data procedures (see Condition 2, below), starting from the hour of the failed RAA or RATA and ending with the hour of successful completion of the tests and procedures in steps (i) through (viii) above. For circumstances that cause a significant change in NO_x emission rate, AECC shall report the NO_x MER from paragraph (h), below, and shall use a Method of Determination Code (MODC) of “55”, i.e., “Other substitute data approved through petition by EPA” to report NO_x emission rate (lb/mmBtu), starting with the first hour of the event(s) that caused a significant change in NO_x emission rate and ending with the hour of successful completion of the tests and procedures in steps (i) through (viii) above (see Section 2.5.2 of the ECMPS Emissions Reporting Instructions). Notification of recertification of the PEMS shall be provided according to §75.61.

¹¹ That is, unit operating hours where the dry low-NO_x (DLN) premix combustion technology is outside of the low-NO_x or premixed mode. These are referred to as “non-DLN” hours.

- (h) For the purposes of this approval, the maximum potential NO_x emission rate (MER) in lb/mmBtu for natural gas combustion in Units G-1 through G-7 shall be 0.700 lb/mmBtu, which is the default NO_x emission rate used for low mass emissions (LME) gas-fired turbine units (see Table LM-2 in 40 CFR 75.19) and which is a conservatively high value when compared to the historic reported NO_x emission rates for Units G-1 through G-7. The default MER shall be identified in each unit's monitoring plan. A Method of Determination Code "55", i.e., "Other substitute data approved through petition by EPA" shall be used when reporting the MER (see Section 2.5.2 of the ECMPS Emissions Reporting Instructions).
2. AECC must ensure that the DAHS will automatically provide appropriate substitute data values in accordance with Subpart D of Part 75 (except where alternate procedures are required in this approval), for each unit operating hour in which a quality-assured hourly average NO_x emission rate is not obtained. The Subpart D missing data substitution requirements for NO_x emission rate include, but are not limited to: the initial missing data procedures in §75.31; determination of the percent monitor data availability in §75.32; and the standard missing data procedures in §75.33. The missing data substitution requirements for fuel flow rate are found in Part 75, Appendix D, Section 2.4.
 3. Any time changes are made to the PEMS operating envelope, AECC shall submit the complete, revised PEMS operating envelope to EPA by the applicable deadline in §75.62(a)(2).
 4. To report emissions data from the PEMS, AECC shall follow the current published ECMPS reporting instructions in conjunction with the supplementary, PEMS-specific ECMPS reporting instructions attached to this approval.

EPA's determination relies on the accuracy of the information provided by AECC in the February 17, 2012 petition and is appealable under Part 78. If there are any further questions or concerns about this matter, please contact Travis Johnson of my staff at (202) 343-9018 or at johnson.travis@epa.gov. Thank you for your continued cooperation.

Sincerely,



Reid Harvey, Director
Clean Air Markets Division

cc: Travis Johnson, CAMD
Joyce Johnson, EPA Region VI
Thomas Rheaume, Arkansas DEQ

Attachment

Attachment A

Supplementary Reporting Instructions for PEMS

For a unit with an approved petition to use a predictive emissions monitoring system (PEMS), use the following PEMS-specific supplementary instructions, in conjunction with the ECMPS reporting instructions, to prepare the required submittals. Unless otherwise noted, for fields or data elements not specifically addressed in these instructions, you should follow the ECMPS reporting instructions. These guidelines are organized by the three ECMPS submittal types: 1) Monitoring Plan, 2) Quality Assurance and Certification, and 3) Emissions Reporting.

I. Monitoring Plan Reporting Instructions

Section 6.0---Monitoring Method Data

Parameter Code. Report a "NOXR" for NO_x Rate.

Monitoring Method Code. Report "PEM" to indicate NO_x rate is calculated using a petition approved PEMS methodology.

Substitute Data Code. Report "SPTS"

Section 7.0---Component Data

The PEMS monitoring system consists of either one or two data acquisition and handling system (DAHS) components. For single-component PEMS systems or for systems where the PEMS software and standard DAHS software have the same manufacturer/provider, model or version number, report one DAHS component. If the PEMS software and the standard DAHS software have different manufacturer/providers, model or version numbers, report two DAHS components. Otherwise report the DAHS components normally as you would according to Section 7.0 of the ECMPS Monitoring Plan Reporting Instructions. You may also report the additional components of "DL" to indicate a data logger or recorder or "PLC" to indicate a programmable logic controller.

Section 8.0---Monitoring System Data

Monitoring System ID. Assign a unique three character alphanumeric ID for each PEMS monitoring system.

System Type Code. Report system type code "NOXP" to indicate this is a NO_x emission rate PEMS system.

System Designation Code. Report "P" to indicate this is the primary monitoring system.

Section 8.2---Monitoring System Component Data

Associate each DAHS components with the NOXP system described as above. While you may associate additional components such as a data logger or a programmable logic controller with the system, a PEMS must have a minimum of one associated DAHS component.

Section 10.0---Monitoring Default Data

Parameter Code. Report "NOXR" as the parameter monitored. (You must report one default record for each fuel type.)

Default Value. Report the fuel specific maximum potential NO_x emission rate (MER), in units of lb/mmBtu.

Default Units of Measure Code. Report "LBMMBTU".

Default Purpose Code. Report "MD" for missing data.

Fuel Code. Report "NFS" to indicate Non-Fuel-Specific.

Operating Condition Code. Report "A" for any hour.

Default Source Code. Report "TEST" to indicate the value was determined from unit/stack testing.

II. Quality Assurance and Certification Instructions

Section 2.4.2---RATA Data

Number of Load Levels. Report "1".

Note: On-going RATAs are performed at the normal operating level only. Recertifications are performed following procedures in Part 75, Appendix A, section 6.5, using three operating levels (low, mid, and high) as defined in section 6.5.2.1 of Part 75, Appendix A. Only the normal operating level data is reported; the data for the other two operating levels are kept on-site.

Relative Accuracy. Report the result of the relative accuracy test, as required and defined for the appropriate test method and in Part 75, Appendix A. Leave this field blank for a RATA that is aborted prior to completion due to a problem with the monitoring system.

RATA Frequency Code. Report "2QTRS" (for semiannual frequency) or "4QTRS" (for annual frequency), depending on the RATA results.

Overall Bias Adjustment Factor. Report the overall bias adjustment factor (BAF) for the system determined from the RATA data.

Section 2.4.3---RATA Summary Data

Mean CEM Value. Report the arithmetic mean of the PEMS values for the normal operating level.

Bias Adjustment Factor. Report the BAF at each operating level tested for each passing RATA.

Section 2.4.4---RATA Run Data

CEM Value. Report the average value recorded by the PEMS, for each RATA run.

Section 4.0---Miscellaneous Tests

Both the 3-run Relative Accuracy Audit (RAA) and the PEMS training (linear correlation and F-test) QA test results are reported using the miscellaneous test type. To report the 3-run RAA tests using the miscellaneous test type do the following:

Test Type Code. Report "PEMSACC" for a 3-run RAA performed with a reference method or portable analyzer.

Monitoring System ID. Report the PEMS NO_x monitoring system ID.

To report the PEMS training tests (linear correlation and F-tests) do the following:

Test Type Code. Report "OTHER".

Monitoring System ID. Report the PEMS NO_x monitoring system ID.

Test Reason Code. Report either "INITIAL" or "RECERT", as applicable.

Test Description. Report either "PEMS Initial Certification" or "PEMS Recertification", as applicable.

Test Comment. Report the results of the F-test and correlation analysis (r-test) as specified by the PEMS petition approval.

Section 5.0---QA Certification Event Data

Monitoring System ID. Report the monitoring system ID of the NO_x PEMS system.

QA Cert Event Code. Report the appropriate PEMS specific event code. (See Section 5.0, Table 47 of the ECMPS Quality Assurance and Certification Reporting Instructions for a list of appropriate event codes).

Required Test Code. Report the appropriate PEMS specific required test code. (See Section 5.0, Table 48 of the ECMPS Quality Assurance and Certification Reporting Instructions for a list of appropriate required test codes).

Conditional Begin Date. If conditional data validation is used, report the date and hour that the probationary PEMS daily QA/QC test was successfully completed according to the provisions of §75.20(b)(3)(ii).

Note: For PEMS, you may only use conditional data validation if the "event" in column 16 requires RATA testing. If you elect to use conditional data validation, you must complete the RATA within the allotted time in §75.20(b)(3)(iv).

Conditional Begin Hour. If applicable report the hour during which conditional data validation began.

III. Emissions Reporting Instructions

Section 2.2---Daily Test Summary Data

Monitoring System ID. Report the three character Monitoring System ID for the NOXP system.

Component ID. Report the PEMS software component ID.

Test Type Code. Report "PEMSCAL" for daily PEMS calibration tests.

Section 2.5.1---Monitor Hourly Value Data

Do not report a Monitor Hourly Value record. PEMS hourly data should be reported using the Derived Hourly Value records as discussed below.

Section 2.5.2---Derived Hourly Value Data

Parameter Code. Report "NOXR".

Unadjusted Hourly Value. Report the average unadjusted NO_x emission rate for the hour, rounded to three decimal places, as determined by the PEMS. For hours in which you use missing data procedures, leave this field blank.

Adjusted Hourly Value. For each hour in which you report NO_x emission rate in unadjusted hourly value, apply the appropriate bias adjustment factor (BAF) to the unadjusted average NO_x emission rate, and report the result rounded to three decimal places. If the bias test is passed, the BAF will be 1.000. For each hour in which you use missing data procedures, report the appropriate substitute value.

MODC Code. Report a MODC of "03" for each hour in which the PEMS provides a quality-assured NO_x emissions rate. Report a MODC of "55" when you report the fuel-specific maximum potential NO_x emission rate (MER). During hours when you use other missing data procedures, report the appropriate MODC listed in Section 2.5.2, Table 22 of the ECMPS Emissions Reporting Instructions.

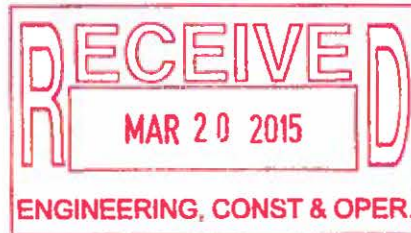


UNITED STATES ENVIRONMENTAL PROTECTION AGENCY
WASHINGTON, D.C. 20460

MAR 16 2015

OFFICE OF
AIR AND RADIATION

Mr. Curtis Warner
Designated Representative
Arkansas Electric Cooperative Corporation
P.O. Box 194208
Little Rock, Arkansas 72219-4208



Re: Request for Changes to the PEMS Approval for Units G1 through G7 at the Arkansas Electric Cooperative Corporation's Harry L. Oswald Generating Station (Facility ID (ORISPL) 55221)

Dear Mr. Warner:

The United States Environmental Protection Agency (EPA) has reviewed the April 5, 2013 letter submitted by the Arkansas Electric Cooperative Corporation (AECC), in which AECC requested changes to the quality assurance (QA) requirements for the predictive emissions monitoring systems (PEMS) installed on Units G1 through G7 at the Harry L. Oswald Generating Station. EPA partially approves the request, with conditions, as discussed below.

Background

AECC owns and operates the Harry L. Oswald Generating Station (Oswald), which is a 510 megawatt (MW) combined-cycle combustion turbine plant located in Pulaski County, Arkansas. The plant consists of six General Electric LM6000 Aeroderivative combustion turbines (Units G1 through G6), one General Electric Frame 7EA combustion turbine (Unit G7), and two steam turbines. This plant configuration is commonly known as a 7 on 2, meaning that seven combustion turbines (CTs), or fewer, provide steam to one or both steam turbines depending on the power demand. Each CT combusts only natural gas and is equipped with a duct burner to provide supplemental heat. To control emissions of nitrogen oxides (NO_x), Units G1 through G6 use steam injection and Unit G7 uses dry low NO_x (DLN) technology.

According to AECC, Units G1 through G7 are subject to the Acid Rain Program and to the Cross-State Air Pollution Rule (also known as the Transport Rule or TR) NO_x Ozone Season Trading Program. AECC is therefore required to continuously monitor and report NO_x, sulfur dioxide (SO₂), and carbon dioxide (CO₂) emissions and heat input for these units in accordance with 40 CFR Part 75. AECC has installed and certified continuous emission monitoring systems (CEMS) to meet the NO_x

monitoring requirements. Each NO_x monitoring system includes a NO_x concentration monitor and an oxygen (O₂) monitor. These monitoring systems provide NO_x and O₂ readings every minute which are sent to a common data acquisition and handling system (DAHS). The DAHS calculates hourly NO_x emission rates for each CT in units of pounds per million Btu (lb/mmBtu). Each calendar quarter, these NO_x emission rates and other required plant data are reported electronically to EPA. Each CEMS undergoes the periodic quality assurance testing required under Appendix B to Part 75, including daily calibration error tests, quarterly linearity checks, and semiannual or annual relative accuracy test audits (RATAs).

In a February 17, 2012 petition, AECC requested permission to replace the hardware NO_x CEMS at Oswald Units G1 through G7 with PEMS as alternative monitoring systems under Subpart E of Part 75. EPA reviewed the petition and the supplementary data provided by AECC to evaluate compliance with the requirements of Subpart E and approved the request, with conditions, in a letter dated November 21, 2012.

In an April 5, 2013 letter, AECC requested that EPA approve the following changes to the quality assurance / quality control (QA/QC) and missing data substitution conditions of the November 21, 2012 approval:

- 1) Removal of the sensor failure performance test requirements;
- 2) Removal of the requirement to record daily QA/QC checks;
- 3) Revision and eventual removal of the requirement to perform relative accuracy audits; and
- 4) Revision of the maximum potential NO_x emission rates that are used for missing data substitution.

EPA's Determination

For the reasons described below, EPA approves in part and denies in part AECC's requested changes. EPA has also revised other conditions in the November 21, 2012 approval; these additional revisions are also discussed below. The conditions of approval as revised are stated in full following the discussion of the revisions.

1) Removal of the sensor failure performance test requirements

Item 1(d) in the November 21, 2012 PEMS approval letter requires that AECC perform sensor failure performance tests to identify the worst-case accuracy for each sensor. The test assesses the accuracy of data values reported by the PEMS under conditions when one individual sensor or each of certain specified combination of sensors has failed, and the results of the test are used to determine the maximum number of sensors that may be allowed to fail before data from the PEMS are considered invalid. AECC claims that because the Oswald PEMS are currently programmed to consider data from the PEMS invalid upon the failure of any two sensors, there is no need to determine the maximum number of sensors (greater than one) that may be allowed to fail and the sensor failure performance test requirement is therefore unnecessary.

EPA concurs that as long as AECC continues to invalidate the PEMS output data upon the failure of any two sensors, the requirements specified in item 1(d) in the November 21, 2012 PEMS approval letter to test combinations of failed sensors are unnecessary; however, because AECC wishes to consider data from the PEMS valid after one sensor has failed, AECC must still perform tests to determine that the failure of each individual sensor in isolation will not result in a difference between the expected PEMS result and the tested PEMS result greater than 10%. EPA has revised the approval conditions accordingly.

2) Removal of the requirement to record daily QA/QC checks

Item 1(e) in the PEMS approval letter requires that AECC must perform, pass, and record the results of a daily QA/QC test each day during which the unit operates for any portion of the day. The test evaluates the ability of the PEMS to consistently produce predicted output values in response to known input parameters, and at least one pass/fail result must be recorded each operating day. AECC claims that AECC's more frequent sensor validation routines already surpass Part 75 requirements and also claims that the pass/fail reporting requirement "is not required by the regulations."

EPA rejects AECC's claims regarding the PEMS daily QA/QC testing and recording requirements and denies AECC's request to remove the requirements. Section 75.45 requires the owner or operator of a unit using a PEMS either to demonstrate that daily tests equivalent to those specified in Appendix B of Part 75 can be performed on the alternative monitoring system or to demonstrate and document that such tests are unnecessary for providing quality-assured data. The daily PEMS QA/QC test described above can be performed and AECC has not demonstrated or documented that it is unnecessary for providing quality-assured data. The test verifies that the PEMS can produce correct data values on a daily basis and mirrors similar requirements to conduct daily QA/QC checks for CEMS and stack gas flow monitors, specifically the daily calibration error tests for gas concentration analyzers and the daily flow interference checks for stack gas flow rate monitors described in sections 2.1.1 and 2.1.2 of Appendix B to Part 75, respectively. Similar to these Appendix B tests, the PEMS daily QA/QC test checks the ability of the monitoring system to accurately provide data directly used in emissions computations. AECC's PEMS sensor validation routines, while important, do not address the continued ability of the PEMS to accurately convert the measured operating parameters into data values directly used in emissions computations and therefore do not serve the same function as the specified daily QA/QC test.

AECC's contention that the requirement to record daily QA/QC checks is not "required by the regulations" is misplaced. Authorization to use an alternative monitoring system is obtained on a case-by-case basis through a petition approval process under Subpart E and §75.66. EPA's discretion under §75.66(a) to approve or disapprove a petition for use of an alternative monitoring system includes the authority to impose reasonable conditions of approval so that the purposes of Subpart E and the broader purposes of Part 75 will be served by the approval. In order to ensure that PEMS data are appropriately quality-assured, EPA considers it reasonable for the results of PEMS daily QA/QC tests to be recorded, just as the results of the equivalent daily QA/QC tests for other types of monitoring systems are required to be recorded.

3) Revision and removal of the requirement to perform relative accuracy audits

Item 1(f) in the November 21, 2012 PEMS approval letter requires a 3-run relative accuracy audit (RAA) to be performed in each month in which the unit operates for at least 56 hours except for months in which a relative accuracy test audit (RATA) is performed. The approval letter states that each RAA should be performed at different operating conditions than the previous RAA to the extent practicable. AECC asked EPA to revise this requirement as follows:

- a) Require an RAA to be performed quarterly rather than monthly, and only in each QA operating quarter¹ in the first year and in one QA operating quarter in the second year. If the PEMS passes each of those RAAs, then the RAAs would be discontinued. If the PEMS fails an RAA, then the requirement to perform quarterly RAAs would be extended for one year. AECC states that this change would be consistent with requirements under 40 CFR Part 60.
- b) Require only one RAA per model of combustion turbine rather than an RAA for each individual unit (in other words, allow AECC to omit RAAs for five of the six LM6000 combustion turbines).
- c) Require the RAAs to be performed at a single load rather than performing successive RAAs at different operating conditions. AECC states that this change is necessary because the Oswald units never operate at any load other than full load.
- d) Allow a grace period for performance of any required RAAs, similar to the grace period allowed for quarterly QA/QC tests of hardware CEMS. AECC states that this would provide flexibility in the event of equipment failures and other unforeseen delays as well as scheduled outages.

In addition to the reasons offered for specific requested changes as noted above, AECC asserts that RAAs are unnecessary for the Oswald PEMS because of the continuous learning methodology employed by the PEMS, in which the PEMS are checking themselves continuously. AECC also claims that “RAAs are not a regulatory requirement.”

EPA denies AECC’s request to altogether remove the RAA requirement or to terminate the requirement after a certain number of RAAs have been passed. With respect to AECC’s claim that RAAs are not a regulatory requirement, EPA again notes that the contention is misplaced because EPA’s discretion under §75.66(a) to approve or disapprove petitions to use alternative monitoring systems includes the authority to impose reasonable conditions of approval so that the purposes of Subpart E and the broader purposes of Part 75 will be served by the approval. For QA/QC of Acid Rain Program units with CEMS, EPA requires owners or operators to perform daily calibration error tests and quarterly linearity checks of installed gas monitors in accordance with Appendix B to Part 75. These tests require the owner or operator to compare CEMS readings to known standards, specifically the concentrations of calibration gases. Since PEMS do not have the ability to read reference calibration gases, EPA believes that a periodic comparison of PEMS data to measurements made with EPA reference methods or with portable analyzers is needed to provide a level of quality assurance comparable to the level provided for CEMS by calibration error tests and linearity checks.

EPA also denies the request to limit the RAA requirement to one unit per model of combustion turbine. With limited exceptions, Part 75 QA/QC requirements apply to individual units (or stacks), not

¹ A “QA operating quarter” is a calendar quarter in which a unit operates for at least 168 hours.

to one unit in a set of similar units. Testing of individual units is generally necessary because individual units can experience unique issues affecting the quality of the monitored data. AECC has offered no rationale for making an exception in this instance.

However, upon consideration, EPA has determined that the AECC's other requested changes to the RAA requirement are reasonable and should be granted. First, EPA is changing the frequency of the RAA requirement from monthly to quarterly (i.e., once per QA operating quarter). As noted above, RAAs for PEMS serve the function of providing comparisons of monitoring system measurements to known standards, analogous to the functions of daily calibration error tests and quarterly linearity checks for CEMS. The original monthly frequency of the RAA requirement for PEMS was chosen as a compromise between the daily frequency of calibration error tests and the quarterly frequency of linearity checks for CEMS. Subsequent to the November 21, 2012 PEMS approval letter for the Oswald units, EPA has reviewed the results of the 466 RAAs reported from 2006 through 2014 for all PEMS approved under Subpart E. The passing rate for these RAAs was 100%. Based on this very high observed passing rate, EPA has determined that the monthly RAA frequency may be reduced to quarterly while continuing to ensure that the reliability of PEMS data is comparable to the reliability of data obtained using CEMS, consistent with the purposes of Subpart E.

Second, EPA is granting the request for a grace period equivalent to the grace period available to units subject to the quarterly QA/QC requirements for gas monitors (i.e., linearity checks). Thus, if the required RAA is not performed by the end of the calendar quarter in which it is due, AECC has a subsequent 168 operating hour grace period in which to perform the required RAA. If the RAA is not completed prior to the 169th operating hour after the end of the quarter in which the test was due, then data from the PEMS shall be considered invalid starting on that hour, and shall remain invalid until a subsequent RAA is passed.

Finally, although EPA believes that the previous language calling for successive RAAs to be performed at different operating conditions "to the extent practicable" did not actually require AECC to perform RAAs at loads other than full load if indeed the units never operate at any load other than full load, EPA has revised the language to avoid suggesting an unintended requirement.

4) Revision of the maximum potential NO_x emission rate

Item 1(h) of the November 21, 2012 PEMS approval letter requires AECC to use a maximum potential NO_x emission rate (MER) of 0.700 lbs NO_x/mmBtu for Units 1 through 7. In the April 5, 2013 letter, AECC requested revised NO_x MERs of 0.330 lbs/mmBtu for Units 1 through 6 and 0.200 lbs/mmBtu for Unit 7. In a March 11, 2014 email, AECC revised its requested MER for Units 1 through 6 to 0.380 lbs/mmBtu. AECC has stated that the requested rates are better representations for the Oswald units and include startups and shutdowns.

EPA has reviewed the hourly 2012 and 2013 NO_x emission rate data for the Oswald units and has determined that the quality assured hourly NO_x emission rate exceeded 0.380 lbs/mmBtu for Units 1 through 6 and exceeded 0.200 lbs/mmBtu for Unit 7 on several occasions. EPA therefore denies AECC's request to revise the MER to 0.380 lbs/mmBtu for Units 1 through 6 and 0.200 lbs/mmBtu for Unit 7. However, EPA is revising the previous condition of approval specifically requiring AECC to use a MER

of 0.700 lbs/mmBtu. Instead, AECC may determine the MER in accordance with the provisions of section 2.1.2.1(b) of Appendix A to Part 75. Further, AECC may use the “maximum controlled NO_x emission rate” (MCR) instead of the MER during hours in which add-on emission controls are documented to be operating properly consistent with the provisions of §75.34.

In addition to addressing the changes requested by AECC, EPA has revised other provisions of the November 21, 2012 petition approval in order to remove unnecessary requirements, simplify and clarify the conditions of approval, provide greater consistency with Part 75 CEMS requirements, and ensure that data provided by the PEMS have the same or better precision, reliability, accessibility, and timeliness as data provided by CEMS, consistent with the purposes of Subpart E of Part 75.

As discussed above, EPA has revised the sensor failure performance test requirements in the November 21, 2012 PEMS approval letter in order to eliminate requirements to test combinations of failed sensors. These tests are unnecessary given AECC’s decision to invalidate data from the PEMS upon the failure of any two sensors. However, AECC must conduct the sensor failure performance test for each individual sensor in isolation. The revised requirements are set forth in section 1(a) below.

In section 1(b) below, EPA has made two changes to the minimum data capture requirements. First, EPA has removed the requirement that the critical input parameters for each minute be represented in the historical training dataset. Because only one parameter value can be a calculated replacement value before the one minute PEMS output data is considered invalid, this requirement is no longer necessary. Successful completion of the sensor failure performance test procedures just discussed will serve to demonstrate the accuracy of the PEMS output when a single sensor fails and its value is replaced with a calculated value. Second, EPA has revised the upper and lower validity limits of input parameters from 5% above the maximum values and 5% below the minimum values specified in the operating envelope to the actual maximum and minimum values specified in the operating envelope. This revision both simplifies the hourly data validation and strengthens the assurance that the input data from which the PEMS determines reported emissions data are representative of the input data with which the PEMS was trained.

In section 1(c) below, EPA has added a requirement to retain the results of the daily QA/QC tests on-site in a form suitable for inspection for at least three years. This revision is consistent with the CEMS daily QA/QC recordkeeping provisions of §75.57.

In section 1(d) below, EPA has added a requirement to electronically report detailed RAA run data in addition to the already required “pass” or “fail” RAA results. This requirement will enable EPA to verify the RAA results to ensure correct reporting. Also, this level of electronic reporting detail is comparable to the level of electronic reporting detail required for the quarterly linearity checks performed on CEMS. The reporting instructions are provided in revisions to section 4.0 of the Supplementary ECMPS Reporting Instructions for PEMS.

In sections 1(d) and 1(e) below, EPA has removed the requirements to retrain the PEMS when a RAA or RATA is failed, respectively. Instead, the PEMS is considered to be out-of-control until a subsequent RAA or RATA is passed. This revision simplifies the requirements and is consistent with Part 75 CEMS requirements when a monitor fails a RATA.

In section 1(f) below, EPA has provided additional flexibility for recertifying the PEMS by adding the option to follow the initial demonstration procedures in Subpart E of Part 75 if and when retraining of the PEMS becomes necessary. This section has also been simplified by removing the requirement to collect 24 or more hours of startup and shutdown data when retraining the PEMS because this requirement is not present in Subpart E for the initial training of a PEMS.

Revised Conditions of Approval

The revised conditions of this approval are as follows:

1. The owner or operator shall implement the following QA/QC procedures according to Table 1 and paragraphs (a) through (g). The sensor failure performance test procedure is described in paragraph (a); the minimum data capture requirements are described in paragraph (b); the daily QA/QC test is described in paragraph (c); the 3-run relative accuracy audits (RAAs) are described in paragraph (d); the relative accuracy test audits (RATAs) and bias adjustment factors (BAFs) are discussed in paragraph (e); re-training and recertifying the PEMS is discussed in paragraph (f); and the maximum potential and maximum controlled NO_x emission rates (MER and MCR) are discussed in paragraph (g).

Table 1. Required PEMS QA/QC Tests

Test	Performance Specification	Frequency	Reference
Sensor Failure Performance Test	PEMS output \pm 10% of the expected PEMS output	After initial training, re-training, or recertification	Paragraph (a)
Minimum Data Capture	At least 1 valid data point (i.e., minute) per 15 minute quadrant	Hourly	Paragraph (b)
Daily QA/QC Test	Absolute value of (unbiased PEMS output - PEMS output produced from RATA or PEMS training) \leq 0.002 lb NO _x /mmBtu	Daily	Paragraph (c)
3-run Relative Accuracy Audits (RAAs)	<ul style="list-style-type: none"> • Accuracy \leq 10.0% or • For a low emitting source, results are acceptable if the mean value for the PEMS is within \pm 0.020 lb/mmBtu of the reference mean value 	Quarterly	Paragraph (d)
Relative Accuracy Test Audits (RATAs)	<p><u>For semiannual RATA frequency:</u></p> <ul style="list-style-type: none"> • RA $>$ 7.5% and \leq 10.0% or • For a low emitting source (i.e., the mean reference value during the RATA or RAA is \leq 0.200 lb/mmBtu NO_x), results are acceptable if the mean value for the PEMS is within \pm 0.020 lb/mmBtu of the reference method mean value 	<p>Semiannual or annual (depending on the RATA results) for routine QA (<u>see</u> §75.74(c)(2)(ii))</p> <p>Recertification RATA is required when operating conditions change.</p>	Paragraph (e)

Table 1. Required PEMS QA/QC Tests

Test	Performance Specification	Frequency	Reference
Sensor Failure Performance Test	PEMS output $\pm 10\%$ of the expected PEMS output	After initial training, re-training, or recertification	Paragraph (a)
	<u>For annual RATA frequency:</u> <ul style="list-style-type: none"> RA $\leq 7.5\%$ <u>or</u> <ul style="list-style-type: none"> For a low emitting source (i.e., the mean reference value during the RATA or RAA is ≤ 0.200 lb/mmBtu NO_x), results are acceptable if the mean value for the PEMS is within ± 0.015 lb/mmBtu of the reference method mean value 	≥ 9 test runs are required at normal operating level for annual or semiannual QA ≥ 30 test runs are required at each of 3 operating levels for recertification	
PEMS Recertification <ul style="list-style-type: none"> F-test Linear correlation 	$F_{\text{critical}} \geq F$; and $r \geq 0.8$	As needed	Paragraph (f)
Bias adjustment factor (BAF)	If $d_{\text{avg}} \leq cc $, bias test is passed	After each RATA. Perform bias test at the normal operating level	Paragraph (f)

(a) Sensor Failure Performance Test

An initial demonstration shall be conducted to verify that the use of a calculated replacement sensor value in lieu of a monitored sensor value for each input parameter results in a PEMS output within 10 percent of the expected PEMS output (i.e., the expected NO_x emission rate).

(1) Input a set of reference sensor values for the parameters listed in Table 2 (applies to Units 1-6) and Table 3 (applies to Unit 7) at a minimum of four different PEMS training conditions over the entire range of expected turbine operations. The set of reference sensor values must have been recorded during either a PEMS training or a RATA and must be within the PEMS operating envelope. Verify that these reference sensor inputs produce the expected PEMS output.

(2) Artificially fail a sensor and calculate the replacement value for that failed sensor. In lieu of the monitored sensor value, input the calculated replacement sensor value. If the PEMS output is within 10.0 percent of the expected PEMS output, then the calculated replacement sensor values are considered valid until the PEMS is either re-trained or recertified as required under section 1(f), at which time a new sensor failure performance test must be conducted. Repeat this procedure for each sensor, individually.

The results of this demonstration shall be maintained on-site in a form suitable for inspection.

(b) Minimum Data Capture

Each PEMS on Units 1-6 shall use the input parameters listed in Table 2 below and the Unit 7 PEMS shall use the input parameters listed in Table 3 below to predict NO_x emission rates. Additional input parameters may be used in conjunction with those listed in Tables 2 and 3. The sensors for the PEMS input parameters must be maintained in accordance with the manufacturer's recommendations and each PEMS input parameter value shall be monitored as a one minute average.

Each one-minute average value of a particular PEMS input parameter that is greater than or equal to the minimum value and less than or equal to the maximum value shown in Table 2 or 3 below (referred to as "the PEMS operating envelope") shall be considered valid data. The one-minute average NO_x emission rate (lb/mmBtu) shall be determined only for those minutes in which all of the sensor input parameter values are valid (i.e., a valid monitored sensor value or valid calculated replacement sensor value). Only one calculated replacement sensor value may be used during any individual minute. If more than one parameter is a calculated replacement sensor value, then the one-minute NO_x emission rate shall not be considered valid and shall not be used to determine the hourly NO_x emission rate. The hourly NO_x emission rate shall be the average of all valid one-minute NO_x emission rates. The one-minute NO_x emission rates used to calculate the hourly NO_x emission rates shall be, to the extent practicable, evenly spaced over the hour.

(Note: For an operating hour in which the NO_x emission controls are not operational for part, but not all, of the hour (e.g., during unit startup), the hourly average NO_x emission rate reported for that hour may be calculated using the maximum potential NO_x emission rate (MER) for the uncontrolled minutes and the quality-assured NO_x emission rates for the controlled minutes (this is consistent, conceptually, with Question 19.9 in the "Part 75 Emissions Monitoring Policy Manual").

To comply with the minimum data capture requirements of §75.10(d)(1), hourly averages must be computed using at least one valid NO_x emission rate (i.e., one-minute average) in each fifteen-minute quadrant of an hour in which the unit operates. However, an hourly average may be computed from at least two valid NO_x emission rates separated by a minimum of 15 minutes (where the unit operates for more than one quadrant of an hour) if data are unavailable as a result of: (1) the performance of calibration, quality assurance, or preventive maintenance activities, (2) conducting backups of data from the DAHS, or (3) re-training and recertifying the PEMS, pursuant to paragraph (f), below.

If there is no valid hourly average NO_x emission rate for a given operating hour, data from the PEMS shall be considered invalid, and the owner or operator shall report substitute NO_x emission rate data using the standard missing data routines in §75.33(c) for each hour starting with the first out-of-control hour and ending with the next valid hour. Notwithstanding this requirement, as an alternative to the standard missing data procedures, the maximum potential NO_x emission rate (MER) or the maximum controlled NO_x

emission rate (MCR), calculated according to paragraph (g), may be reported for each hour of the out-of-control period, as follows. For any full or partial operating hour during the out-of-control period in which the add-on NO_x emission controls are not in operation or the dry low-NO_x controls are not in the premixed (low-NO_x) mode for the entire time, the MER must be reported. For any full or partial operating hour during the out-of-control period in which parametric data are available to document that the NO_x emission controls were fully engaged and operating properly for the entire time, the MCR may be reported. Data from each PEMS input parameter shall be maintained on-site in a form suitable for inspection for at least three years.

Table 2. Harry L. Oswald Generating Station Units G1 through G6 Pavilion8® Software PEMS Operating Envelope

PEMS Input Parameter	Minimum Value	Maximum Value
Duct Burner (DB) Gas Flow (scfh)	0.0	200,000.0
CT Gas Flow (scfh)	0.0	504,000.0
CT Steam Injection (lb)	0.0	38,860.0
CT By-Pass Vane Position (%)	0.0	100.0
CT Sprint Water Flow (gal/min)	0.0	17.0
Relative Humidity (%)	0.0	100.0

Table 3. Harry L. Oswald Generating Station Unit G7 Pavilion8® Software PEMS Operating Envelope

PEMS Input Parameter	Minimum Value	Maximum Value
Duct Burner (DB) Gas Flow (scfh)	0.0	270,000.0
HRSG High Pressure Steam Flow (klb)	0.0	546.0
CT HP Compressor Discharge Pressure (psia)	0.0	187.0
HP Compressor Discharge Temp (°F)	0.0	846.0
CT Gas Flow (scfh)	0.0	1,069,937.0
CT Combustion Reference Temp (°F)	0.0	2500.0
CT Inlet Guide Position (%)	0.0	94.0
Relative Humidity (%)	0.0	100.0

(c) Daily QA/QC Test

The following daily QA/QC test must be performed whenever the unit operates for any portion of the day. At least once per operating day, the owner or operator shall input to the PEMS a set of test parameters consisting of at least the PEMS input parameters identified in tables 2 or 3, as applicable, which were recorded by the PEMS during a passed PEMS RATA or the most recent PEMS training. (Note: It is important that the same number of decimal places for the PEMS inputs be used here as was used in the passed PEMS RATA or most recent PEMS training.)

The PEMS shall use the test input parameters to calculate an unbiased daily test NO_x emission rate (lb/mmBtu).² If the difference between the unbiased daily test NO_x emission rate calculated by the PEMS using the test input parameters and the NO_x emission rate which was calculated at the time of the RATA or PEMS training is within ± 0.002 lb NO_x/mmBtu, the daily QA/QC test is passed.

If the daily QA/QC test is performed and passed more than once per day with no test failures, the owner or operator shall, at a minimum, report the results of one of these daily checks (pass/fail) in the Daily Test Summary Records. To the extent practicable, the results shall be reported at the same time of day on each unit operating day. The results of all failed daily QA/QC tests must be reported. See section 2.2 of the Emissions Collection and Monitoring Plan System (ECMPS) Emissions Reporting Instructions. Data from all reported daily QA/QC tests shall be maintained on-site in a form suitable for inspection for at least three years.

If the results of a daily QA/QC test are reported as “failed”, the PEMS is considered to be out-of-control, and the owner or operator shall report either: (1) standard Part 75 substitute data; (2) the MER; or, if applicable, (3) the MCR, as described in paragraph (g) for each hour starting with the hour of the failed daily QA/QC test and ending with the hour in which a daily QA/QC test is passed.

(d) Relative Accuracy Audits

A three-run (minimum) relative accuracy audit (RAA) of each unit shall be performed (as described below) in each calendar quarter in which the unit operates for at least 168 operating hours (i.e., in each “QA operating quarter”), except for a quarter in which a full 9-run RATA or PEMS recertification, as described in paragraph (f), is performed. (Note: a RATA may be performed in lieu of any required RAA.)

All required RAAs shall be done on a lb NO_x/mmBtu basis. To the extent practicable, each RAA shall be done at normal operating conditions.

The minimum time per RAA run shall be 20 minutes. The reference method traverse point selection shall be consistent with Part 75, Appendix A, section 6.5.6. Alternatively, a single measurement point located at least 1.0 meter from the stack or duct wall may be used without performing a stratification test.

Results of the RAA shall be calculated using Equation 1-1 in Appendix F to Part 60 with bias-adjusted data as determined from the most recent RATA. The results of the RAA are acceptable if the performance specifications listed in Table 1, above are met.

² The resulting daily test NO_x emission rate, if bias-adjusted, shall be divided by the bias adjustment factor (BAF) currently in use (this removes the BAF by resetting it to 1.000, as it was during the passed PEMS RATA or most recent PEMS training).

To perform the required RAA, the procedures of Methods 7E and 3A in 40 CFR Part 60, Appendices A-4 and A-2 (respectively) shall be followed, except as otherwise provided below. The analyzer performance specifications in Method 7E for calibration error, system bias, and calibration drift shall be met.

Alternatively, portable electrochemical analyzers maintained using the manufacturer's recommended maintenance procedures may be used to perform the required RAA. ASTM Method D6522-00,³ as modified below, shall be followed. ASTM D6522-00 applies to the measurement of NO_x (NO and NO₂), CO, and O₂ concentrations in emissions from natural gas-fired combustion systems using electrochemical analyzers. The method was developed based on studies sponsored by the Gas Research Institute (GRI).⁴ It has also been peer-reviewed, approved by ASTM Committees D22.03 and D22, and accepted by EPA as a conditional test method (CTM-030). ASTM D6522-00 prescribes analyzer design specifications, test procedures, and instrument performance requirements that are similar to the checks in EPA's instrumental test methods (e.g., Method 7E). These checks include linearity, interference, stability, pre-test calibration error, and post-test calibration error.

Based on the results of EPA's portable analyzer study,⁵ the following modifications to ASTM D6522-00 are required to make the method more practical without sacrificing accuracy:

- 1) NO_x analyzers must provide readings to 0.1 ppm to improve the likelihood of passing the performance specifications for sources with low NO_x levels;
- 2) An alternative performance specification (i.e., ± 1.0 ppm difference from reference value) may be applied to take account of sources with low concentrations of NO_x; and
- 3) The measurement system must be purged with ambient air between gas injections during the stability check to reduce degradation of electrochemical cell performance (see the footnote in Table 4 below).

The measurement system performance specifications, as modified by the EPA portable analyzer study, are shown in Table 4.

If the RAA is failed or if the RAA is aborted prior to completion due to a problem with the PEMS, data from the PEMS shall be considered invalid, and the owner or operator shall

³ ASTM D6522-00, "Standard Test Method for Determination of Nitrogen Oxides, Carbon Monoxide, and Oxygen Concentrations in Emissions from Natural Gas-Fired Reciprocating Engines, Combustion Turbines, Boilers, and Process Heaters Using Portable Analyzers."

⁴ GRI (Gas Research Institute), "Topical Report, Development of an Electrochemical Cell Emission Analyzer Test Method," July 1997.

⁵ "Evaluation of Portable Analyzers for Use in Quality Assuring Predictive Emission Monitoring Systems for NO_x," The Cadmus Group, Inc., September 8, 2004.

report either: (1) standard Part 75 substitute data; (2) the MER; or, if applicable, (3) the MCR, as described in paragraph (g) for each operating hour, starting with the hour in which the RAA is failed or aborted until the hour of completion of a subsequent successful RAA.

If the required RAA is not completed prior to the end of the calendar quarter in which it is due, the owner or operator has a 168 operating hour “grace period” in which to perform the required RAA. The grace period begins with the first operating hour after the end of the quarter in which the RAA was due. If the RAA is not completed prior to the 169th operating hour after the end of that quarter, data from the PEMS shall be considered invalid, starting with that hour, and the owner or operator shall report either: (1) standard Part 75 substitute data; (2) the MER; or, if applicable, (3) the MCR, as described in paragraph (g) for each operating hour until the hour of completion of a subsequent successful RAA.

The RAA test data and results shall be maintained on-site in a form suitable for inspection for at least three years and reported using the ECMPS Client Tool as described in attachment A, section 4.0 of the Supplementary ECMPS Reporting Instructions for PEMS.

**Table 4. ASTM Method D6522-00 Measurement System Performance Specifications
(as Modified by EPA Portable Analyzer Study)**

Performance Check	Gas	Acceptance Criteria
Zero Calibration Error	NO, NO ₂	≤ 3 percent of span gas value or ± 1.0 ppm difference (whichever is less restrictive)
	O ₂	≤ 0.3 percent O ₂
Span Calibration Error	NO, NO ₂	≤ 5 percent of span gas value or ± 1.0 ppm difference (whichever is less restrictive)
	O ₂	≤ 0.5 percent O ₂
Interference	NO, NO ₂ , O ₂	≤ 5 percent of average stack NO concentration for each test run (using span gas checks)
Linearity	NO, O ₂	≤ 2.5 percent of span gas concentration or ± 1.0 ppm difference (whichever is less restrictive)
	NO ₂	≤ 3.0 percent of span gas concentration or ± 1.0 ppm difference (whichever is less restrictive)
Stability*	NO, NO ₂ , O ₂	≤ 2.0 percent of span gas concentration or ± 1.0 ppm max-min difference (whichever is less restrictive), for 30-minute period <input type="checkbox"/> or ≤ 1.0 percent of span gas concentration or ± 1.0 ppm max-min difference (whichever is less restrictive), for 15-minute period
Cell Temperature		± 5 °F from initial temperature

* When conducting this check for three cells in an analyzer, the system must be purged with ambient air between gas injections to minimize the possibility of problems with the electrochemical cells. Otherwise, the cells will be exposed to high NO and NO₂ concentrations for prolonged periods of time, which can cause degradation in the cell's performance (i.e., the so-called “O₂-starved exposure”).

(e) Relative Accuracy Test Audits

Ongoing semi-annual or annual NO_x relative accuracy test audits (RATAs) of the PEMS installed on Units G-1 through G-7 shall be performed at the normal operating level according to the procedures in Part 75, Appendix B, section 2.3.1 and the relative accuracy shall be calculated on a lb/mmBtu basis. The reference method traverse point selection shall be consistent with Part 75, Appendix A, section 6.5.6. Notification of ongoing RATAs shall be provided according to §75.61(a)(5).

Immediately prior to a RATA, the BAF shall be set to 1.000. After the RATA, the owner or operator shall perform the bias test described in section 7.6.4 of Appendix A to Part 75. If the PEMS is found to have a low bias, the owner or operator shall calculate and apply a bias adjustment factor at the normal operating level according to section 7.6.5 of Appendix A to Part 75.

The results of the RATA are acceptable if the relative accuracy (RA) meets either the main or alternative (low-emitter) performance specifications in Table 1, above. The required test frequency (semiannual or annual) shall be determined based on the results of the RA calculations, as indicated in Table 1.

If the RATA is failed or if the RATA is aborted prior to completion due to a problem with the PEMS, data from the PEMS shall be considered invalid and the owner or operator shall report either: (1) standard Part 75 substitute data; (2) the MER; or, if applicable, (3) the MCR, as described in paragraph (g) for each operating hour starting with the hour in which the RATA is failed or aborted until the hour of completion of a subsequent successful RATA.

The deadline for the next RATA test shall be either two QA operating quarters (if semiannual RATA frequency is obtained) or four QA operating quarters (if an annual RATA frequency is obtained) after the quarter in which the RATA is completed. No grace periods are allowed.

If the RATA is not completed prior to the applicable deadline (either on an annual or semiannual basis), data from the PEMS shall be considered invalid and the owner or operator shall report either: (1) standard Part 75 substitute data; (2) the MER; or, if applicable, (3) the MCR, as described in paragraph (g) for each hour starting with the first unit operating hour following the quarter in which the RATA was due until the hour of completion of a subsequent successful hands-off RATA.

The RATA data and results shall be maintained on-site in a form suitable for inspection for at least three years and reported as described in section 2.4 of the ECMPS Quality Assurance and Certification Reporting Instructions.

(f) Re-training and recertifying PEMS

If circumstances occur that result in a significant change in the NO_x emission rate relative to the previous PEMS training conditions (e.g., turbine degradation beyond manufacturer specifications, process modification, new process operating modes, or changes to emission controls), the owner or operator must re-train the PEMS according to the manufacturer's recommendations and recertify the CEMS by either: (1) demonstrating that the PEMS has the same or better precision, reliability, accessibility, and timeliness as that provided by a CEMS by following the initial alternative monitoring systems demonstration procedures in Subpart E of Part 75; or (2) performing the procedures in paragraphs (f)(i) through (iii) below:

- (i) Perform a RATA, following the procedures in Part 75, Appendix A, section 6.5, at three different operating levels (low, mid, and high) as defined in section 6.5.2.1 of Part 75, Appendix A. Use paired PEMS and reference method data to calculate the results on a lb NO_x/mmBtu basis. Calculations shall be based on a minimum of 30 runs at each operating level.⁶

For each operating level, the relative accuracy (RA) must meet the performance specifications contained in Table 1, above.

Report the RATA data and results of only the normal operating level as described in section 2.4 of the ECMPS Quality Assurance and Certification Reporting Instructions, and keep the data and results of all three operating levels on-site in a form suitable for inspection.

If the RATA results for the normal operating level meet either the main or alternative (low-emitter) RA specification in Table 1, above, for a semiannual test frequency, but do not meet either of the specifications for an annual test frequency, the deadline for the next RATA shall be two QA operating quarters after the calendar quarter in which the normal operating level RATA was completed.

If the RATA result for the normal operating level meets either the main or alternative (low-emitter) RA specification in Table 1, above, for an annual test frequency, the deadline for the next RATA shall be four QA operating quarters after the calendar

⁶ In 2004, EPA performed Subpart E statistical analyses of 720 hours of matched pairs of PEMS and CEMS data for one combustion turbine and 830 matched data pairs for another, and then computed the same statistics for 30-point subsets of these two data sets. See "Evaluation and Field Testing of Nitrogen Oxide (NO_x) Predictive Emission Monitoring Systems (PEMS) for Gas-fired Combustion Turbines - Synthesis Report," The Cadmus Group, Inc., December 29, 2004. The results of these analyses showed that most of the 30-point subsets passed the same combination of statistical tests as the full data sets. The field test data also illustrated the importance of testing a PEMS over the full operating range of the unit because of the strong correlation between NO_x emissions to certain unit operating parameters. Based on this evaluation, EPA believes that whenever a PEMS is recertified, a three load RATA (with a minimum of 30 paired data points at each load level) should be required in conjunction with certain abbreviated Subpart E statistical tests, in particular, the F-test, the correlation analysis, and the t-test.

quarter in which the normal operating level RATA was completed.

- (ii) In order to demonstrate the precision of the PEMS, conduct an F-test, and a correlation analysis (r-test) as described in §75.41(c) at low, mid, and high operating levels.

The F-test is to be applied to data at each operating level separately. If the standard deviation of the reference method NO_x data at any operating level is less than either 3 percent of the span or 5 ppm, a reference method standard deviation of either 3 percent of span or 5 ppm may be used at that operating level when applying the F-test. Report the calculated F-value, and the critical value of F at the 95-percent confidence level with n-1 degrees of freedom, for each operating level. If the calculated F-value is greater than the critical value, the results are unacceptable.

The r-test shall be performed using all data collected at the three operating levels combined. However, when the mean value of the reference method NO_x data is less than 5 ppm for an operating level, data from that operating level may be removed before applying the r-test. Report the calculated r-value (using Equation 27 in §75.41(c)(2)(ii)) for data from the three operating levels combined, in accordance with section 4.0 of the ECMPS Quality Assurance and Certification Reporting Instructions. If the calculated r-value is less than 0.8, the results are unacceptable. Maintain the F-test and r-test results on-site for at least three years, in a form suitable for inspection.

- (iii) Perform a bias test (one-tailed t-test) at the normal operating level according to Part 75, Appendix A, Section 7.6.4.

If a bias test is failed, calculate and apply a BAF to the subsequent NO_x emission rate data. Report the bias test results as described in section 2.4.2 of the ECMPS Quality Assurance and Certification Reporting Instructions. Maintain the bias test results on-site for at least three years, in a form suitable for inspection.

- (iv) The tests and procedures in paragraphs (f)(i) through (iii) above or the initial alternative monitoring systems demonstration procedures in Subpart E of Part 75 shall be completed by the earlier of 60 unit operating days (as defined in 40 CFR 72.2) or 180 calendar days after the start of the circumstances that caused a significant change in the NO_x emission rate. In accordance with §75.63(a)(2)(i), a recertification application for the PEMS shall be submitted no later than 45 days after successfully completing all of the required tests and procedures in this paragraph (f). Pursuant to §§75.63(a)(2)(ii), (b)(1)(ii), and (b)(2)(ii), the results of the tests shall be submitted: (1) to the Administrator in electronic format, using the ECMPS Client Tool; and (2) in hard copy to the applicable EPA Regional Office and to the appropriate State or local air pollution control agency (unless the requirement is waived by either or both of those offices).
- (v) In accordance with §§75.20(a)(3) and (a)(4), upon successful completion of the tests and procedures in paragraphs (f)(i) through (iii) above or the initial alternative monitoring systems demonstration procedures in Subpart E of Part 75, the PEMS shall

be considered to be provisionally recertified for a period not to exceed 120 days after a complete application has been received. Data from a provisionally recertified PEMS may be reported as quality-assured unless the Administrator issues a notice of disapproval of the recertification application within 120 days after receiving it. If the Administrator fails to issue either a notice of approval or disapproval within 120 days of receiving the application, the PEMS shall be deemed recertified. The loss of certification provisions of §75.20(a)(5) shall apply in the event that the Administrator issues a notice of disapproval of the recertification application within the 120-day review period.

- (vi) For circumstances that cause a significant change in NO_x emission rate, the owner or operator shall report the NO_x MER from paragraph (g), below, or, if applicable, the MCR and shall use a Method of Determination Code (MODC) of “55”, i.e., “Other substitute data approved through petition by EPA” to report NO_x emission rate (lb/mmBtu), starting with the first hour of the event(s) that caused a significant change in NO_x emission rate and ending with the hour of successful completion of the tests and procedures in paragraphs (f)(i) through (iii) above (see section 2.4.2 of the ECMPS Emissions Reporting Instructions). Notification of recertification of the PEMS shall be provided according to §75.61.

(g) Maximum Potential and Maximum Controlled NO_x Emission Rates

For the purposes of this approval, the maximum potential NO_x emission rate (MER) in lb/mmBtu for Units G-1 through G-7 shall be determined according to section 2.1.2.1(b) of Appendix A to Part 75⁷ and the maximum controlled NO_x emission rate (MCR) shall be calculated according to the basic procedure described in section 2.1.2.1(b) of Appendix A to Part 75, except that the words “maximum potential NO_x emission rate (MER)” shall be replaced with the words “maximum controlled NO_x emission rate (MCR)” and the NO_x maximum expected concentration (MEC) shall be used instead of the NO_x MPC.

2. Except where the option to report the NO_x MER or MCR is exercised (as allowed under paragraph 1(g) and elsewhere in these revised conditions of approval), the owner or operator must ensure that the DAHS will automatically provide appropriate substitute data values in accordance with Subpart D of Part 75 for each unit operating hour in which a quality-assured hourly average NO_x emission rate is not obtained. The Subpart D missing data substitution requirements for NO_x emission rate include, but are not limited to: the initial missing data procedures in §75.31; determination of the percent monitor data availability in §75.32; and the standard missing data

⁷The NO_x MPC used to calculate the MER shall be determined using one of the five Options in section 2.1.2.1(a) of Appendix A to Part 75. The selected option must be represented in the electronic monitoring plan, and the MPC value must be periodically reviewed in accordance with section 2.1.2.1(c). If Option 3 (emission test results) is chosen, follow the instructions in section 2.1.2.1(d). If Option 4 (historical CEMS data) is chosen, the NO_x MPC shall be based on a minimum of 720 hours of historical CEMS data. The CEMS data must include periods when the add-on NO_x emission controls are not in operation or when the dry low NO_x controls are not in the premixed (low-NO_x) mode, and the highest NO_x concentration (ppm) value recorded during these periods shall be the MPC.

procedures in §75.33. The missing data substitution requirements for fuel flow rate are found in Part 75, Appendix D, section 2.4.

3. If changes are made to the PEMS operating envelope, the owner or operator shall submit the complete, revised PEMS operating envelope to EPA by the applicable deadline in §75.62(a)(2).
4. To report emissions data from the PEMS, the owner or operator shall follow the current published ECMPS reporting instructions in conjunction with the supplementary, PEMS-specific ECMPS reporting instructions attached to this approval.

EPA's determination relies on the accuracy of the information provided by AECC in the February 17, 2012 petition and the October 17, 2012 and April 5, 2013 letters and is appealable under 40 CFR Part 78. If there are any further questions or concerns about this matter, please contact Travis Johnson of my staff at (202) 343-9018 or at johnson.travis@epa.gov. Thank you for your continued cooperation.

Sincerely,



Reid P. Harvey, Director
Clean Air Markets Division

cc: Travis Johnson, CAMD
Raymond Magyar, EPA Region VI
Alan Breshears, Arkansas DEQ

Attachment

Attachment A

Supplementary ECMPS Reporting Instructions for PEMS

For a unit with an approved petition to use a predictive emissions monitoring system (PEMS), use the following PEMS-specific supplementary instructions, in conjunction with the ECMPS reporting instructions, to prepare the required submittals. Unless otherwise noted, for fields or data elements not specifically addressed in these instructions, you should follow the ECMPS reporting instructions. These guidelines are organized by the three ECMPS submittal types: 1) Monitoring Plan, 2) Quality Assurance and Certification, and 3) Emissions Reporting.

I. Monitoring Plan Reporting Instructions

Section 6.0---Monitoring Method Data

Parameter Code. Report a "NOXR" for NO_x Rate.

Monitoring Method Code. Report "PEM" to indicate NO_x rate is calculated using a petition approved PEMS methodology.

Substitute Data Code. Report "SPTS"

Section 7.0---Component Data

The PEMS monitoring system consists of either one or two data acquisition and handling system (DAHS) components. For single-component PEMS systems or for systems where the PEMS software and standard DAHS software have the same manufacturer/provider, model or version number, report one DAHS component. If the PEMS software and the standard DAHS software have different manufacturer/providers, model or version numbers, report two DAHS components. Otherwise report the DAHS components normally as you would according to section 7.0 of the ECMPS Monitoring Plan Reporting Instructions. You may also report the additional components of "DL" to indicate a data logger or recorder or "PLC" to indicate a programmable logic controller.

Section 8.0---Monitoring System Data

Monitoring System ID. Assign a unique three character alphanumeric ID for each PEMS monitoring system.

System Type Code. Report system type code "NOXP" to indicate this is a NO_x emission rate PEMS system.

System Designation Code. Report "P" to indicate this is the primary monitoring system.

Section 8.2---Monitoring System Component Data

Associate each DAHS component with the NOXP system described as above. While you may associate additional components such as a data logger or a programmable logic controller with the system, a PEMS must have a minimum of one associated DAHS component.

Section 10.0---Monitoring Default Data

Parameter Code. Report "NOXR" as the parameter monitored. (You must report one default record for each fuel type.)

Default Value. Report the fuel specific maximum potential NO_x emission rate (MER), in units of lb/mmBtu.

Default Units of Measure Code. Report "LBMMBTU".

Default Purpose Code. Report "MD" for missing data.

Fuel Code. Report "NFS" to indicate Non-Fuel-Specific.

Operating Condition Code. Report "A" for any hour.

Default Source Code. Report "DATA" to indicate the value was determined from unit/stack testing.

II. Quality Assurance and Certification Instructions

Section 2.4.2---RATA Data

Number of Load Levels. Report "1".

Note: On-going RATAs are performed at the normal operating level only. Recertifications are performed following procedures in Part 75, Appendix A, section 6.5, using three operating levels (low, mid, and high) as defined in section 6.5.2.1 of Part 75, Appendix A. Only the normal operating level data is reported; the data for the other two operating levels are kept on-site.

Relative Accuracy. Report the result of the relative accuracy test, as required and defined for the appropriate test method and in Part 75, Appendix A. Leave this field blank for a RATA that is aborted prior to completion due to a problem with the monitoring system.

RATA Frequency Code. Report "2QTRS" (for semiannual frequency) or "4QTRS" (for annual frequency), depending on the RATA results.

Overall Bias Adjustment Factor. Report the overall bias adjustment factor (BAF) for the system determined from the RATA data

Section 2.4.3---RATA Summary Data

Mean CEM Value. Report the arithmetic mean of the PEMS values for the normal operating level.

Bias Adjustment Factor. Report the BAF for each passing RATA performed at the normal operating level.

Section 2.4.4---RATA Run Data

CEM Value. Report the average value recorded by the PEMS, for each RATA run.

Section 4.0---Miscellaneous Tests

Both the 3-run Relative Accuracy Audit (RAA) and the PEMS training (linear correlation and F-test) QA test results are reported using the miscellaneous test type.

To report the 3-run RAA tests using the miscellaneous test type do the following:

Test Type Code. Report "PEMSACC" for a 3-run RAA performed with a reference method or portable analyzer.

Monitoring System ID. Report the PEMS NO_x monitoring system ID.

Test Result Code. Report "Pass" or "Fail", as applicable.

Test Comment. For each run, report the reference method or portable analyzer reading and the PEMS reading as specified by the PEMS petition approval.

To report the PEMS training tests (linear correlation and F-tests) do the following:

Test Type Code. Report "OTHER".

Monitoring System ID. Report the PEMS NO_x monitoring system ID.

Test Reason Code. Report either "INITIAL" or "RECERT", as applicable.

Test Description. Report either "PEMS Initial Certification" or "PEMS Recertification", as applicable.

Test Comment. Report the results of the F-test and correlation analysis (r-test) as specified by the PEMS petition approval.

Section 5.0---QA Certification Event Data

Monitoring System ID. Report the monitoring system ID of the NO_x PEMS system.

QA Cert Event Code. Report the appropriate PEMS specific event code. (See section 5.0, Table 42 of the ECMPS Quality Assurance and Certification Reporting Instructions for a list of appropriate event codes).

Required Test Code. Report the appropriate PEMS specific required test code. (See section 5.0, Table 43 of the ECMPS Quality Assurance and Certification Reporting Instructions for a list of appropriate required test codes).

Conditional Begin Date. If conditional data validation is used, report the date and hour that the probationary PEMS daily QA/QC test was successfully completed according to the provisions of §75.20(b)(3)(ii).

Note: For PEMS, you may only use conditional data validation if the "event" in column 16 requires RATA testing. If you elect to use conditional data validation, you must complete the RATA within the allotted time in §75.20(b)(3)(iv).

Conditional Begin Hour. If applicable report the hour during which conditional data validation began.

III. Emissions Reporting Instructions

Section 2.2---Daily Test Summary Data

Monitoring System ID. Report the three character Monitoring System ID for the NO_x PEMS system.

Component ID. Report the PEMS software component ID.

Test Type Code. Report "PEMSCAL" for daily PEMS calibration tests.

Section 2.4.1---Monitor Hourly Value Data

Do not report a Monitor Hourly Value record. PEMS hourly data should be reported using the Derived Hourly Value records as discussed below.

Section 2.4.2---Derived Hourly Value Data

Parameter Code. Report "NO_xR".

Unadjusted Hourly Value. Report the average unadjusted NO_x emission rate for the hour, rounded to three decimal places, as determined by the PEMS. For hours in which you use missing data procedures, leave this field blank.

Adjusted Hourly Value. For each hour in which you report NO_x emission rate in unadjusted hourly value, apply the appropriate bias adjustment factor (BAF) to the unadjusted average NO_x emission rate, and report the result rounded to three decimal places. If the bias test is passed, the BAF will be 1.000. For each hour in which you use missing data procedures, report the appropriate substitute value.

MODC Code. Report a MODC of "03" for each hour in which the PEMS provides a quality-assured NO_x emissions rate. Report a MODC of "55" when you report the fuel-specific maximum potential NO_x emission rate (MER). During hours when you use other missing data procedures, report the appropriate MODC listed in section 2.5.2, Table 26 of the ECMPS Emissions Reporting Instructions.

Appendix G
CO PEMS QA/QC Activities

PEMS CO QA/QC Tests		
Test	Performance Specification	Frequency
Sensor Failure Performance Test	PEMS output \pm 10% of expected PEMS output	After initial training, or recertification
Minimum Data Capture	At least 1 valid point per 15 minute quadrant	Hourly
Daily QA/QC Test	Absolute value of CO PEMS output, CO PEMS output produced from RATA or PEMS training is \leq 5% or 5 ppm	Daily
Relative Accuracy Audit (RAA)	Relative Accuracy (RA) \leq 10% or 5 ppm	Every *QA Quarter except during the quarters when a RATA is performed.
Relative Accuracy Test Audit (RATA)	Relative Accuracy (RA) \leq 10% or 5 ppm	Annually or every 4 QA quarters not to exceed 2 yrs.
CO PEMS Recertification	A RATA and RAA will be performed within 720 operating hour after the recertification period has ended	As needed

*QA Quarter - A calendar quarter in which the unit operates \geq 168 hours