

ARKANSAS DEPARTMENT OF ENVIRONMENTAL QUALITY
MONTHLY MONITORING REPORT FOR DECENTRALIZED WASTEWATER TREATMENT FACILITIES VIA DRIP IRRIGATION

PERMITTEE NAME
City of Cave Springs
PERMITTEE ADDRESS
PO Box 36 Cave Springs, Ar 72718

FACILITY NAME (IF DIFFERENT)
Plant #2
FACILITY ADDRESS
498 Pebble Beach dr


PERMIT NO.
4893-WR-3
AFIN NO.
04-01642

MAKE ADDITIONAL COPIES OF THIS FORM FOR FUTURE USE. SUBMIT LAB ANALYSES WITH THIS FORM.

WASTEWATER/EFFLUENT MONITORING PERIOD		
MM/DD/YYYY	TO	MM/DD/YYYY
FROM 03/01/2017		03/31/2017

TREATED WASTEWATER/EFFLUENT SAMPLING						
PARAMETER	PERMIT REQUIREMENT	SAMPLE MEASUREMENT	UNITS	FREQUENCY OF ANALYSIS	SAMPLE TYPE	
PHOSPHOROUS, TOTAL (AS P) EFFLUENT GROSS VALUE	*****	7.2	MG/L	ONCE/MONTH	GRAB	
CBOD, 5-DAY (20 DEG. C) EFFLUENT GROSS VALUE	_____	9.8	MG/L	ONCE/MONTH	GRAB	
PH EFFLUENT GROSS VALUE	6 to 9	6.7	S.U.	ONCE/MONTH	GRAB	
SOLIDS, TOTAL SUSPENDED EFFLUENT GROSS VALUE	_____	7.0	MG/L	ONCE/MONTH	GRAB	
COLIFORM, FECAL GENERAL EFFLUENT GROSS VALUE	_____	6600	N/100 ML	ONCE/MONTH	GRAB	
NITROGEN, TOTAL KJELDAHL (AS TKN) EFFLUENT GROSS VALUE	*****	17.92	MG/L	ONCE/MONTH	GRAB	
NITROGEN, AMMONIA TOTAL (AS NH ₃ N) EFFLUENT GROSS VALUE	*****	14.4	MG/L	ONCE/MONTH	GRAB	
NITROGEN, NITRATE + NITRITE (AS NO ₃ N + NO ₂ -N) EFFLUENT GROSS VALUE	*****	43.20	MG/L	ONCE/MONTH	GRAB	
PLANT AVAILABLE NITROGEN (AS PAN) CALCULATED VALUE		58.6	MG/L	ONCE/MONTH	GRAB	
FLOW, THRU CONDUIT OR TREATMENT UNIT EFFLUENT GROSS VALUE	*****	MONTHLY TOTAL	DAILY MAX	MGD	ONCE/MONTH	TOTAL FLOW
		2.25	.075			

NAME/TITLE PRINCIPAL EXECUTIVE OFFICER	I CERTIFY UNDER PENALTY OF LAW THAT I HAVE PERSONALLY EXAMINED AND AM WITH THE INFORMATION SUBMITTED HEREIN; AND BASED ON MY INQUIRY OF THOSE INDIVIDUALS IMMEDIATELY RESPONSIBLE FOR OBTAINING THE INFORMATION, I BELIEVE THE SUBMITTED INFORMATION IS TRUE, ACCURATE, AND COMPLETE. I AM AWARE THAT THERE ARE SIGNIFICANT PENALTIES FOR SUBMITTING FALSE INFORMATION, INCLUDING THE POSSIBILITY OF FINE AND IMPRISONMENT.
Tony Merworth Water/Sewer Superintendent	
TYPED OR PRINTED	

 SIGNATURE OF PRINCIPAL EXECUTIVE OFFICER OR AUTHORIZED AGENT	TELEPHONE		DATE
	479	295-3013	04/03/2017
	AREA CODE	NUMBER	MM/DD/YYYY

COMMENTS AND EXPLANATION OF VIOLATIONS (Reference all attachments here.)
 Daily Max = .160

Environmental Services Company, Inc.

Corporate Office
 13715 West Markham
 Little Rock, AR 72211
 Tel. (501)221-2565 Fax (501)221-1341

Northwest Arkansas Branch
 1107 Century Avenue
 Springdale, AR 72762
 Tel. (479)750-1170 Fax (479)750-1172

Control Number: 1703020016	Sample Date : 03/01/17	Collected By: AEU
Customer Name : CAVE SPRINGS, CITY OF OUTFALL 2	Sample Time : 1112	Delivery By : AEU
Customer/Permit No. : 2379 / 4893-WR-2 002	Sample Type : GRAB	Work Order :
Report Date : 03/07/17	Sample From : EFFLUENT DIV BOX	Purchase Order :


<u>Laboratory Analysis</u>							<u>Quality Assurance</u>	
<u>Analysis</u>			<u>Result</u>	<u>Notes</u>	<u>Quantity</u>	<u>Method</u>	<u>Precision</u>	<u>Accuracy</u>
<u>Date</u>	<u>Time</u>	<u>By</u>					<u>Parameter</u>	<u>% RPD</u>
03/02	0830	TSB	Ammonia Nitrogen	14.4 mg/L		SM 1997 4500-NH3 F	0.00	102.5 *
03/06	0900	TSB	Kjeldahl Nitrogen Total	17.92 mg/L		SM 1997 4500-NorgB	0.00	100.2 *
03/02	1045	TSB	Nitrate Nitrogen	42.58 mg/L		SM 2000 4500-NO3 E	2.61	98.2 *
03/02	0800	TSB	Nitrite Nitrogen	0.624 mg/L		SM 2000 4500 NO2 B	1.19	103.1 *
03/01	1118	AEU	pH	6.7 S.U.		SM 2000 4500-H+ B	0.00	N/A *
03/02	1015	TSB	Phosphorous, Total (as P)	7.2 mg/L		EPA 365.3	1.80	100.9 *
03/03	1400	JCB	Solids, Total Suspended	7.0 mg/L		SM 1997 2540 D	54.55	N/A *
03/01	1430	TSB	Coliform, Fecal	6600 /100ml		SM 9222 D 1997	0.00	N/A *
03/01	1300	JCB	BOD, Carbonaceous	9.8 mg/L		SM 2001 5210 B	11.97	95.3 *
03/02	1000	JCB	Solids, % Total by mass	0.044 %		SM 1997 2540 G	9.09	N/A
03/07	1100	TSB	Nitrogen, Plant Available	58.6 mg/L		SM 1997 4500-N		
03/01	1112	AEU	Sample Collection/Travel	1 each				

* QA data shown is from a different sample or standard on the same date.

All equipment used is checked and/or calibrated daily. All NPDES testing is conducted in accordance with 40 CFR Part 136. A minimum of 10% spiked and duplicate samples is run on each parameter where applicable for Quality Assurance purposes. Quality Assurance Plan on file with Arkansas Department of Environmental Quality. Analysis time indicates the time of the start of the analytical batch in which the specific sample was included.

Signature Richard Brown
 Environmental Services Co., Inc.

Environmental Services Company, Inc.
Northwest Arkansas
1107 Century Street
Springdale, Arkansas 72762
website: www.esclabs.com



Corporate Office, Little Rock, Arkansas
501-221-2565

Carlsbad, New Mexico
575-887-1ESC

Phone: 479-750-1170 Fax: 479-750-1172

CHAIN OF CUSTODY

Client Information				Project Information						Requested Parameters																					
Company Name: Cave Springs Plant 2				Permit/Project #:						pH(23)	Fecal Coliform(43)	CBOD(70), TSS(28), NO2(19)	NH3(15.A), P(25), TKN(16.A), NO3(18)	PAN(99.99), %Solids(82)																	
Address: PO BOX 5				Purchase Order #:																											
Cave Springs 72718				Sampler Name(s): <u>Amber Underwood</u>																											
Telephone: 479 248-1040				and Signature(s):																											
FAX:																															
ESC Client Number: 2379																															
Sample Identification		Sample Collection				Sample Containers				pH(23)	Fecal Coliform(43)	CBOD(70), TSS(28), NO2(19)	NH3(15.A), P(25), TKN(16.A), NO3(18)	PAN(99.99), %Solids(82)																	
Identification	ESC Control #	Date	Time	Type	Matrix	Type	Volume	Preservative	#																						
Effluent Diverter Box	H030016	3/17	11:12	Grab	Water	Teflon	150 ml	none	1												x										
	I	I	I	Grab	Water	whirlpak	300 ml	none/ice	1													x									
	I	I	I	Grab	Water	Plastic	1 qt	none/ice	1														x		x						
				Grab	Water	Plastic	8 oz	H ₂ SO ₄ , pH <2	1				x																		
Relinquished By: (Signature and Printed Name)		Date	Time	Received By: (Signature and Printed Name)				Date	Time	Custody Seals:			Used?	In tact?																	
		3/17	13:25										<input checked="" type="checkbox"/>	<input type="checkbox"/>																	
Relinquished By: (Signature and Printed Name)		Date	Time	Received By: (Signature and Printed Name)				Date	Time	Turnaround:			Regular	Special																	
													<input checked="" type="checkbox"/>	<input type="checkbox"/>																	
Relinquished By: (Signature and Printed Name)		Date	Time	Received for Lab By: (Signature and Printed Name)				Date	Time	Were samples properly preserved:			Yes	No																	
								3/17	13:25				<input checked="" type="checkbox"/>	<input type="checkbox"/>																	
Comments:						FLOW DATA	Field Test	Time	Analyst	Result	Result	Units																			
						Analyst:	pH:	11:16	AEU	10.7	10.6																				
						Time:	Temp.:	I	AEU	15.9	15.7	°C																			
						Reading:	DO:																								
						Units:	Debris:																								
Cool all samples to 6 degrees C.								Chlorinated?	Yes	No	This Document is Page <u>1</u> of <u>1</u>																				

Environmental Services Company, Inc.

Corporate Office
 13715 West Markham
 Little Rock, AR 72211
 Tel. (501)221-2565 Fax (501)221-1341

Northwest Arkansas Branch
 1107 Century Avenue
 Springdale, AR 72762
 Tel. (479)750-1170 Fax (479)750-1172

Control Number: 1703020016
 Customer Name : CAVE SPRINGS, CITY OF OUTFALL 2
 Customer/Permit No. : 2379 / 4893-WR-2 002
 Report Date : 03/07/17

Sample Date : 03/01/17
 Sample Time : 1112
 Sample Type : GRAB
 Sample From : EFFLUENT DIV BOX

Collected By: AEU
 Delivery By : AEU
 Work Order :
 Purchase Order :

Laboratory Analysis

Analysis			Laboratory Analysis				Quality Assurance		
Date	Time	By	Parameter	Result	Notes	Quantity	Method	Precision % RPD	Accuracy % Recovery
03/02	0830	TSB	Ammonia Nitrogen	14.4 mg/L			SM 1997 4500-NH3 F	0.00	102.5 *
03/06	0900	TSB	Kjeldahl Nitrogen Total	17.92 mg/L			SM 1997 4500-NorgB	0.00	100.2 *
03/02	1045	TSB	Nitrate Nitrogen	42.58 mg/L			SM 2000 4500-NO3 E	2.61	98.2 *
03/02	0800	TSB	Nitrite Nitrogen	0.624 mg/L			SM 2000 4500 NO2 B	1.19	103.1 *
03/01	1118	AEU	pH	6.7 S.U.			SM 2000 4500-H+ B	0.00	N/A *
03/02	1015	TSB	Phosphorous, Total (as P)	7.2 mg/L			EPA 365.3	1.80	100.9 *
03/03	1400	JCB	Solids, Total Suspended	7.0 mg/L			SM 1997 2540 D	54.55	N/A *
03/01	1430	TSB	Coliform, Fecal	6600 /100ml			SM 9222 D 1997	0.00	N/A *
03/01	1300	JCB	BOD, Carbonaceous	9.8 mg/L			SM 2001 5210 B	11.97	95.3 *
03/02	1000	JCB	Solids, % Total by mass	0.044 %			SM 1997 2540 G	9.09	N/A
03/07	1100	TSB	Nitrogen, Plant Available	58.6 mg/L			SM 1997 4500-N		
03/01	1112	AEU	Sample Collection/Travel	1 each					

* QA data shown is from a different sample or standard on the same date.

All equipment used is checked and/or calibrated daily. All NPDES testing is conducted in accordance with 40 CFR Part 136. A minimum of 10% spiked and duplicate samples is run on each parameter where applicable for Quality Assurance purposes. Quality Assurance Plan on file with Arkansas Department of Environmental Quality. Analysis time indicates the time of the start of the analytical batch in which the specific sample was included.

Signature Richard Brown
 Environmental Services Co., Inc.


CAVE SPRINGS WATER DEPARTMENT

P.O. Box 5

CAVE SPRINGS, ARKANSAS 72718

RETURN SERVICE REQUESTED

NORTHWEST AR P&DF
AR 727 2 T
04 APR 2017 PM



ADEQ
Enforcement Section/Water Div.
5301 Northshore Drive
North Little Rock, AR 72118

7211835317

