

## ARKANSAS DEPARTMENT OF ENVIRONMENTAL QUALITY

## REGIONAL SOLID WASTE PLAN

Craighead County Regional	Reporting Period
Solid Waste Management District	September 1, 2016 – December 31, 2017

## A. COLLECTION

1. Weekly curbside/roadside and/or drop-off collection services should be made available for all household solid waste for residential dwellings within the state by city, county or private collection.
  - a. Has the District achieved this state goal? **YES**
  - b. If not, what is the District's target date to achieve this state goal?
  - c. What actions will you implement to achieve your target date?
2. A minimum of semi-monthly yard waste collection services should be provided for all residential dwelling within the state. Collected yard wastes must be managed at a Class CY compost facility or an alternative approved pursuant to Ark. Code Ann. §8-6-220 (b). Each district should include the schedule of implementation within its solid waste plan, beginning with the larger cities.
  - a. Has the District achieved this state goal? **Each municipality in Craighead County is responsible for collection of yard waste. A compost facility is not operated since the City of Jonesboro has a permitted yard waste incinerator for residents in Craighead County to dispose of yard waste.**
  - b. What is the District's target date to achieve state goal?
  - c. What actions will you implement to achieve your target date?
  - d. If completed, attach your schedule of implementation.
3. Collection services or a suitable alternative (transfer stations or community based drop-off locations) for bulky items should be made available for all residential dwellings within the state. Implementation of the program should be included in each district's plan and be based upon population.
  - a. Has the District achieved this state goal? **Yes. Drop-off locations/recycling centers are located throughout the Craighead County District in addition to drop-off locations at the landfill location in Jonesboro and a transfer station in Lake City.**
  - b. If not, what is the District's target date to achieve state goal?
  - c. What actions will you implement to achieve your target date?

**B. DISPOSAL**

1. Evaluate the disposal capacity of permitted landfills. Establish a seven-year minimum of disposal capacity for each district. If a district has no existing Class 1 landfill or has a facility with less than seven years' capacity, it can partner with an adjoining district or neighboring state to offer low cost disposal for their residents.
  - a. How much disposal capacity is available in your District? According to estimates in our 2016 AEIR, the District's Class 1 landfill has 9.6 years' disposal capacity. A new cell is scheduled to be opened in 2018. Facility has 297 acres of permitted disposal area of which 42 acres are in use.
  - b. If disposal capacity is under 7 years, what is the District's target date to achieve this state goal?
  - c. What actions will you implement to achieve your target date?
2. Evaluate the waste stream in the geographical area of each district through an annual waste audit. Develop a business plan for the diversion and recycling of waste based on the audit results.
  - a. Has the District achieved this state goal? **See Appendix A**
  - b. What is the District's target date to achieve this state goal?
  - c. What actions will you implement to achieve your target date?
  - d. If completed, attach a copy of the business plan.
3. Require districts to establish a household hazardous waste program (either permanent sites or collection events) within their boundaries. This action item is currently mandated by Ark. Code Ann. §8-6-714 (a)(1)(B)(ii) for districts that charge up to \$2 per ton under the authority of that same provision and is a goal for districts that do not access this fee.
  - a. Does your District access the \$2 fee under Ark. Code Ann. §8-6-714? **No.**
  - b. Has the District achieved this state goal or mandate? **Yes, HHW may be disposed of year round at Legacy Landfill (Class 1) under Regulation 22**
  - c. What is the District's target date to achieve this state goal or mandate?
  - d. What actions will you implement to achieve your target date?

**C. RECYCLING**

1. All municipal waste recycling programs should evaluate the economic viability of accepting the following items: paper products including new print, cardboard, white office paper, mixed paper, magazines, junk mail catalogs, phone books, boxboard and chipboard; metals, both steel and aluminum cans; plastic - #1PET, #2 HDPE and others where possible; clear and colored glass (no window glass, glass ceramics, light bulbs or ovenware); and white goods (large residential appliances).
  - a. How many items does each of your recycling programs accept? Attach an addendum listing District recycling drop-off locations with the types of items accepted at each.  
**All of these items are included in the District's recycling program and in conjunction with a joint effort with the District and Abilities Unlimited as well as other recycling businesses within the District. See attached Appendix B.**
  - b. What recyclable materials has the District evaluated for accepting in this reporting period? **Class IV construction debris (shingles, wooden pallets, etc.)**
  - c. What recyclable materials has the District started accepting this reporting period that it didn't accept before this reporting period? **None**
2. All incorporated cities with a population of 5,000 or more will offer residential curbside recycling. Communities of this size must work with the districts to make available convenient opportunities for commercial and multi-family recycling. A minimum of semimonthly collection services or a suitable alternative system (e.g. transfer stations) for recyclable material collection should be made available for all residential dwellings within the state. Cities should be required to implement a curbside recycling program, beginning with the most populated cities and eventually including cities of all sizes. The implementation schedule should become part of each districts plan.
  - a. Has the District achieved any part of this state goal? **Yes.**
  - b. How many of cities in your district offer residential curbside recycling? **Seven, but only one has a population over 5,000.**
  - c. What is the District's target date to achieve the state goal listed above (residential curbside recycling, commercial and multi-family recycling, and semimonthly collection services for recyclable material collection)? **Completed**
  - d. What action will you implement to achieve your target date? **Completed**
  - e. Attach an implementation schedule. **NA**
3. Districts will encourage the development and implementation of public venue/special event recycling programs. Districts will offer guidance for best management practices, education assistance and information, along with collection and marketing strategies for public venue facilities and special events. Districts will discourage use of non-recyclable items like Styrofoam cups.
  - a. Has the District achieved any part of this state goal? **Yes, Paint the Town Green Week and Keep America Beautiful.**
  - b. What is the District's target date to achieve this state goal? **Completed**
  - c. What actions will you implement to achieve your target date?



**D. SPECIAL RECOVERABLE MATERIALS**

1. Encourage districts to exercise due diligence in the selection, use and operation of recycling and disposal facilities.
  - a. Has the District achieved any part of this state goal? **Yes. Contract with Abilities Unlimited for recycling electronic waste and for sorting and processing curbside recycling blue bags.**
  - b. What is the District's target date to achieve this state goal? **Completed**
  - c. What action will you implement to achieve your target date? **NA**
  
2. Develop an illegal dump program that provides additional resources to identify and remediate illegal dumps, while providing education and enforcement to prevent future dumping.
  - a. Does the District have an illegal dump program? **Yes**
  - b. Explain the education and enforcement instituted by the District to prevent future dumping. **District contributes to salary of Sheriff's Deputy who is a licensed IDCO. In addition, the District includes in advertising information about how to contact the IDCO and where to properly dispose of waste. The Executive Director of the District is also a licensed IDCO who provides education whenever possible regarding proper waste disposal.**
  - c. Explain the additional resources the District provides to identify and remediate illegal dumps. **Having a licensed IDCO in the Sheriff's Department allows him to issue citations to court, if necessary, to enforce clean-up of illegal dump sites.**
  - d. Does the District employ or partner with a county within the District that employs an illegal dumps control officer? **Yes**

## **E. EDUCATION AND PUBLIC PARTICIPATION**

1. Every regional solid waste management district should have an updated, accurate website (or webpages on a partner's website) that provides citizens easy-to-use access to information about recycling, composting, waste reduction and waste management services in their communities.

Information should include which materials are accepted, days and hours of operation, physical location, how materials are collected/accepted and contact information for further questions. The districts are to ensure that city and county recycling/diversion programs are financially sustainable and are using best management practices.

- a. Does the district have a website, and if so, what is the address? **Yes.**  
**[www.legacylandfill.org](http://www.legacylandfill.org) (Also Facebook pages for Legacy Landfill and Kurby Recycler)**
- b. Does the district have a webpage on a partner's website, and if so, what is the address?  
**Recycling information also available on Facebook for Abilities Unlimited Recycling Center.**
- c. If no to both questions above, what is the District's target date to achieve this mandate?


2. Districts should develop partnerships within communities to improve information dissemination. Solid waste districts and individual waste management entities (cities, counties, designated recycling collection centers, etc.) should use social media to increase awareness of waste management methods and opportunities.

- a. List the methods in which you disseminate information to the public. **Recycling pamphlets, newspaper advertising, speaking engagements with schools, civic groups, churches, etc., Facebook, website, Twitter.**
- b. List partnerships formed with the District. **Abilities Unlimited, Legacy landfill.**
- c. List examples of social media utilized. **Facebook, Twitter, Legacy Landfill Website.**

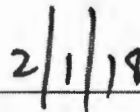
**F. EXECUTIVE SUMMARY**

1. Provide a brief summary of other goals the District would like to implement over the next 5 years.
  
  
  
  
  
  
  
  
  
  
2. Provide a listing of programs initiated previously that are not listed in goals or mandates.


**Reviewed and approved:**




RSWMD Board Chairman



Date



RSWMD Director



Date

## Appendix A

### 1. Waste Categories

#### 1.1. Residential and Commercial Waste Estimation

96,443 people\*4.43lbs/person/day\*365 days/2000 lbs/ton=77,971.75 tons

#### 1.2. Municipal Solid Waste Makeup

##### Distribution by Type of Waste

Waste Type	% of Waste Stream	Annual Tonnage
Paper & Paperboard	28.5%	22221.95
Food Scraps	13.9%	10838.07
Yard Trimmings	13.4%	10448.21
Plastics	12.4%	9668.50
Metals	9.0%	7017.46
Rubber & Textiles	8.4%	6549.63
Wood	6.4%	4990.19
Glass	4.6%	3586.70
Other	3.4%	2651.04

#### 1.3. Industrial Waste Generation

- 1.3.1. The District conducted a survey based upon the form supplied by ADEQ. The surveys were mailed to 83 industries as identified by the Jonesboro Chamber of Commerce mailing list. This list is located in Appendix C.
- 1.3.2. A list of Industries within the District was developed from information received from the Jonesboro Chamber of Commerce.
- 1.3.3. Of the 83 industries surveyed, the District received feed-back from 26.
  - 1.3.3.1. Generators Name and Location is on the following spreadsheet.
  - 1.3.3.2. The breakdown for types of waste are on the following spreadsheets.
  - 1.3.3.3. The annual volumes of industrial waste are on the following spreadsheets.
  - 1.3.3.4. The waste recycled is also on the following spreadsheets.

### 3.3.3 - Tally of Industrial Surveys

	Industry Name	MSW	Liquid	Sludge	Medical	Cardboard	Paper	Wood	Empty Drums	Metals	Feed	Oil	Cost	Remarks
1	J&K Products & Services	148				51								
2	Quad Graphics													out of business
3	Great Dane Trailers	330	56										\$ 12,000.00	
4	Trinity Lighting		495											
5	Spirit Fitness												\$ 10,000.00	
6	Riceland Foods	90	1.5	2.8	0.02									
7	Jiffy Printing	1												
8	Nordex	358.84	0.38					13	0.06					
9	Majestic Metals												\$ 756.00	
10	Art Advertising	63.32											\$ 3,324.00	
11	Camfil Farr	127								773			\$ 18,380.00	
12	Bama Corp	5											\$ 600.00	
13	Ingels, Inc.	12											\$ 1,100.00	
14	Busch Agricultural Resources	453								15				
15	Neat Press Works												\$ 1,422.48	
16	Millard Refrigeration	125											\$ 6,000.00	
17	Continental Utility Solutions													
18	Windchimes by Rssco III	15.9												
19	Post Foods	441	5.8			1112.9					12703		\$ 34,000.00	
20	Colson	128.36	0.925	2.3								20		
21	Industry "A"													
22	Industry "B"												\$ 4,140.00	
23	Industry "C"						72							
24	Industry "D"													
25	Industry "E"	3												
26	Industry "F"	26.7												
	Totals	2328.1	559.6	5.1	0.02	1163.9	72	13	0.06	788	12703	20	\$ 91,722.48	

All of the above industries are located in Jonesboro, AR



## Craighead County Regional Solid Waste Management District

P.O. Box 16777 • Jonesboro, AR 72403 • 870-972-6353 • fax: 870-973-0495

### District Summary of Industrial Survey Forms

The report period requested is for materials received January 1 to December 31, 2011

Type of Industrial Waste	Annual Est. Volume in Tons	Material Disposition Landfill, Recycled, etc.	In-State Disposal Location	Out of State Disposal Location	Hauler of Material
MSW	2328.12	Landfill	Legacy Landfill	None	City or Commercial Haulers
Liquid Waste	559.605	Incineration		Texas	Safety Kleen
Sludge Waste	5.1	Land Applied, other	Oil Trough	Memphis, TN	Excel, FCC Environmental
Medical Waste	0.02	Burned		Memphis, TN	Stericycle
Other	105.06	Recycled	varies	varies	varies
Cardboard	1163.9	Recycled	Abilites Unlimited		Abilities Unlimited, Marck, etc
Grain (Feed Stock)	12703	Animal Food		Memphis, TN	Endres
Metals	788	Recycled	TRG - Jonesboro		Varies

Provide a list of businesses surveyed.

See Attached List of responding Industries

What is the approximate annual cost of current waste transportation and disposal at facilities in the District?

Based on the survey results: \$91,722.48

If any, please explain any predicted changes in types or quantities of industrial non-hazardous waste in the foreseeable future?

None

Do any industries in the District have a waste diversion or sustainability plan?

Some of the larger corporations do, but we did not get many responses from those who do.

If yes, please explain, include a copy, or provide access, if possible.

Post Foods,

List any suggestions for State Regulations that area business see as beneficial if implemented or changed in the future? None

## **Appendix B**

### **1. Waste Collection, Recycling, and Disposal**

#### **1.1. Existing Solid Waste Management Facilities**

1.1.1. **Landfills** – The Craighead County Solid Waste Disposal Authority operates the only Class 1 landfill in the District.

#### **1.1.2. Other Solid Waste/Recycling Facilities**

1.1.2.1. Abilities Unlimited Recycling Center, 806 Burke St., Jonesboro, AR 72401.

1.1.2.2. Marck Recycling and Waste Services, 300 Missouri St., Brookland, AR 72417.

1.1.2.3. Suddenlink Cable Service Provider, 1520 S. Caraway Rd., Jonesboro, 72401 (E-Waste drop off only)

1.1.2.4. TRG Jonesboro LLC, 130 South Flint St., Jonesboro, AR 72401

1.1.2.5. The City of Jonesboro Green-Waste Incinerator, 2650 Lacy Dr., Jonesboro, AR 72401

#### **1.1.3. Facilities Map –**



Google earth

miles  
km

20

40

