

# Electronic Manifest Application Used Tire Generator



**ARKANSAS**  
ENERGY & ENVIRONMENT

# Purpose of Tire Manifests

---

## ✓ Regulation 36.601 (B)

The purpose of the e-manifest system is to provide **accountability** and **sustainability** by requiring the use of uniform manifests in paper copy or electronic form so that DEQ has an accurate reporting of all information related to the collection, transportation, distribution, recycling, and disposal of recyclable tires, waste tires, and used tires culled for resale.

# Requirement for Tire Manifests

---

## ✓ Arkansas Code Annotated § 8-9-407

Beginning on January 1, 2018, the following entities shall use the electronic uniform used tire manifest system to accurately document all information related to the collection, transportation, distribution, recycling, or disposal of recyclable tires, waste tires, and used tires culled for resale:

- (1) Used Tire Programs
- (2) Tire generators;
- (3) Tire collection centers;
- (4) Any person who:
  - (a) Removes a tire from the used-tire program after it is collected; or
  - (b) Imports a tire according to Commission Regulation 36, Chapter 10 (Ark. Code Ann. § 8-9-404(c))
- (5) Commercial generators

# The Generator Importance

---



Tire Generators are the starting point of ensuring tires are picked up and transported, by a licensed transporter, and moved to a Used-Tire Program (UTP) for proper recycling or disposal.

# Tire Manifest App Web Page

---



<http://tap-app.adeq.arkansas.gov>



# Create an Account

---



LOGIN

CREATE ACCOUNT

[Terms & Conditions](#)

# Select Generator



## Create a new account

Select a user group from the dropdown menu to get started



**Generator**



**Transporter**



**Used Tire Program**



**Tire Collection Center**



# Fill in Information for Account and Click Create an Account



## New Transporter account

A Tire Transporter is a person who is in the business of, or receives compensation for, transferring used tires from one location to another location for collection, storage, processing, recycling, disposal, reuse, or resale.

Name	Business Name
ADEQ License Number	ADEQ Tire Transporter License Number
Address	
Select city	▼
Zip Code	
Select county	▼
Phone	
Email	
Username	
Password	
Confirm	
<a href="#">CREATE ACCOUNT</a>	



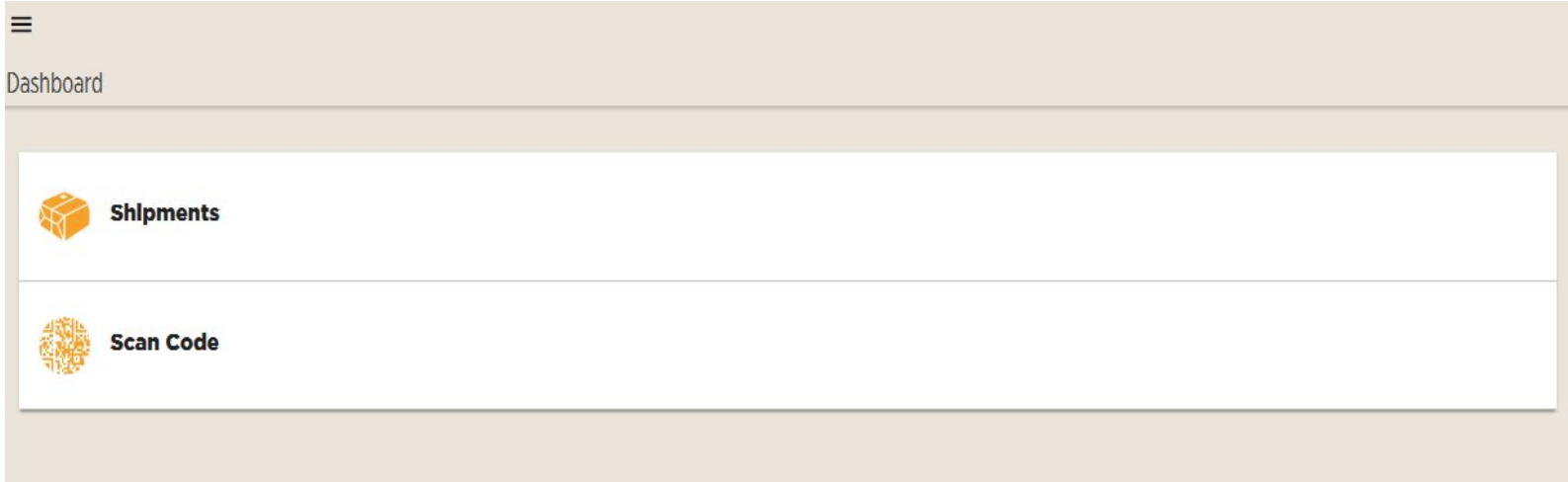




Congratulations!

- Paper manifests are now a thing of the past!

# Dashboard



\*\*\* If you or the licensed transporter do not have a camera on your phone, you (Tire Generator) can print the QR code for the shipment, which can then be scanned by the UTP when the licensed transporter arrives.

# Initiating a Shipment as a Generator



## Shipments

Recent shipments

ID	Quantity	Status
B3JZQ7YPIA	50	open

When a Tire Generator creates a shipment and chooses you as their Tire Transporter, your Shipment Tab will show an “open” Shipment.

# Handing a Shipment over to a Licensed Tire Transporter



- A specific QR code will be generated for each shipment that is created by you (Tire Generator). This QR code will be the same from the Tire Generator, to the Tire Transporter, to the UTP.
- Multiple shipments denoted by multiple QR Codes on one trailer is no issue with this system.

# Handing a Shipment over to a Licensed Tire Transporter

Original Quantities

Small	50
Large	0
XLarge	0
Total	50

CULL TIRES

Generator

CULL TIRES

Generator  
GoldenTires

Transportation  
Golden Transport

Used Tire Program  
GoldenUTP

Acknowledgement of Receipt of Tires

Used Tire Program  
GoldenUTP

Acknowledgement of Receipt of Tires

I certify that the tire quantities above were picked up at the generator site listed above and, to the best of my knowledge, this information is true and accurate.

Enter your full name to sign

CONFIRM RECEIPT

Ensure that the tire count on the shipment is accurate. It is advisable to remind the licensed transporter to note any culled tires they remove from your original shipment. Then, E-sign your name to certify that the information is correct.

The transporter is on their way!

# Shipment Received

✕

## Shipment Received

Awesome!  
Shipment confirmed as received.



✕

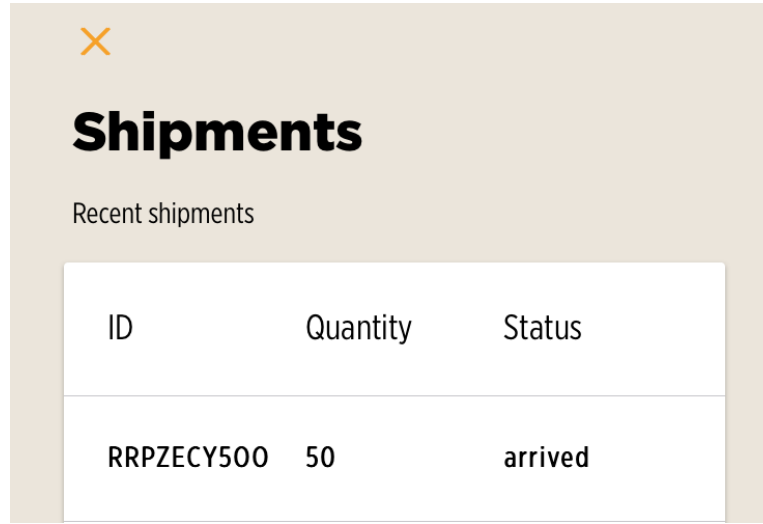
## Shipments

Recent shipments

ID	Quantity	Status
B3JZQ7YPIA	50	in_transit

When the shipment is certified and accepted, the shipment will be received by the licensed transporter and will show that the status is “in-transit” on your Dashboard.

# Shipment Arrives at UTP

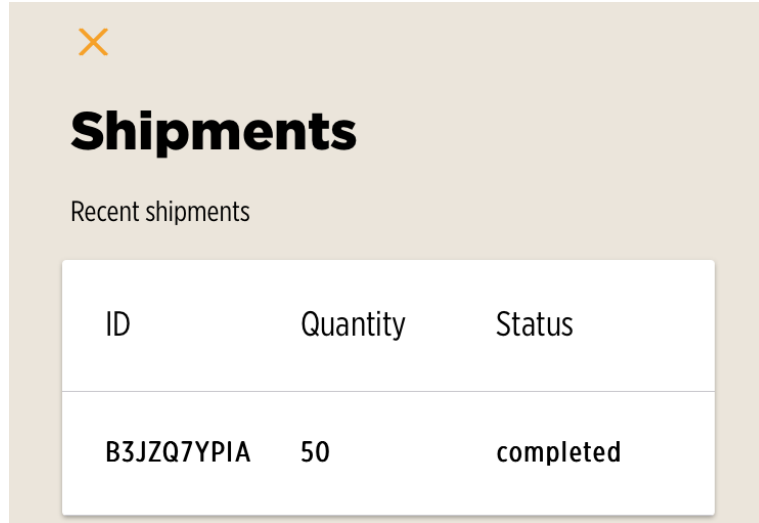


The screenshot shows a mobile application interface for tracking shipments. At the top, there is a close button (an orange 'X') and the title 'Shipments' in bold black text. Below the title, the text 'Recent shipments' is displayed. A table with a white background and a thin border contains the following data:

ID	Quantity	Status
RRPZECY500	50	arrived

- When arriving at a UTP, the licensed transporter will present each QR code related to the tires on the trailer to the UTP.
- i.e. If tires are picked up from three (3) Tire Generators and put on one load, there will be three (3) QR codes presented to the UTP.
- Once the UTP accepts the shipment, the shipment screen will indicate it has “arrived” on your Dashboard.

# Job Complete



ID	Quantity	Status
B3JZQ7YPIA	50	completed

As soon as the UTP processes the tires from a shipment and closes it, the shipment is complete and will show as “completed” on the Dashboard.





**Any Questions?**