

Electronic Manifest Application Transporter



ARKANSAS
ENERGY & ENVIRONMENT

Purpose of Manifests

✓ Regulation 36.601 (B)

The purpose of the e-manifest system is to provide **accountability** and **sustainability** by requiring the use of uniform manifests in paper copy or electronic form so that DEQ has an accurate reporting of all information related to the collection, transportation, distribution, recycling, and disposal of recyclable tires, waste tires, and used tires culled for resale.

Requirement for Tire Manifests

✓ Arkansas Code Annotated § 8-9-407

Beginning on January 1, 2018, the following entities shall use the electronic uniform used tire manifest system to accurately document all information related to the collection, transportation, distribution, recycling, or disposal of recyclable tires, waste tires, and used tires culled for resale:

- (1) Used Tire Programs
- (2) Tire generators;
- (3) Tire collection centers;
- (4) Any person who:
 - (a) Removes a tire from the used-tire program after it is collected; or
 - (b) Imports a tire according to Commission Regulation 36, Chapter 10 (Ark. Code Ann. § 8-9-404(c))
- (5) Commercial generators

The Transporter Importance



Tire Transporters ensure that recyclable and waste tires from Tire Generators arrives at a Used-Tire Program (UTP) for proper recycling or disposal.

Tire Manifest App Web Page



<http://tap-app.adeq.arkansas.gov>



Create an Account



LOGIN

CREATE ACCOUNT

[Terms & Conditions](#)

Select a Transporter



Create a new account

Select a user group from the dropdown menu to get started



Generator



Transporter



Used Tire Program



Tire Collection Center



Fill in Information for Account and Click Create an Account



New Transporter account

A Tire Transporter is a person who is in the business of, or receives compensation for, transferring used tires from one location to another location for collection, storage, processing, recycling, disposal, reuse, or resale.

Name	Business Name
ADEQ License Number	ADEQ Tire Transporter License Number
Address	
Select city	▼
Zip Code	
Select county	▼
Phone	
Email	
Username	
Password	
Confirm	
CREATE ACCOUNT	



Congratulations!

- Paper manifests are now a thing of the past!

Dashboard



Dashboard



Shipments

The Shipments Tab will allow you to see your current and past shipments.



Scan Code

The Scan Code Tab will allow you to use your smartphone to scan the QR code that the Tire Generator will create, which will create your shipment.

*** If you do not have a camera on your phone, the Tire Generator can print you the QR code for the shipment, which can then be scanned by the UTP when you arrive. Just be sure to write down how many tires you cull so that the UTP knows how many tires to subtract from the shipment.

Receiving a Shipment from a Tire Generator



Shipments

Recent shipments

ID	Quantity	Status
B3JZQ7YPIA	50	open

When a Tire Generator creates a shipment and chooses you as their Tire Transporter, your Shipment Tab will show an “open” Shipment.

Picking up a Shipment from a Tire Generator



- A specific QR code will be generated for each shipment that is created by the Tire Generator. This QR code will be the same from the Tire Generator, to the Tire Transporter, to the UTP.
- Multiple shipments denoted by multiple QR Codes on one trailer is no issue with this system.

Accepting a Shipment from the Tire Generator

Original Quantities

Small	50
Large	0
XLarge	0
Total	50

CULL TIRES

Generator
GoldenTires

Transportation
Golden Transport

Used Tire Program
GoldenUTP

Acknowledgement of Receipt of Tires

I certify that the tire quantities above were picked up at the generator site listed above and, to the best of my knowledge, this information is true and accurate.

Enter your full name to sign

CONFIRM RECEIPT


Ensure that the tire count on the shipment is accurate and cull any tires if you desire. Then, E-sign your name to certify that the information is correct.

Shipment Received

✕

Shipment Received

Awesome!
Shipment confirmed as received.



✕

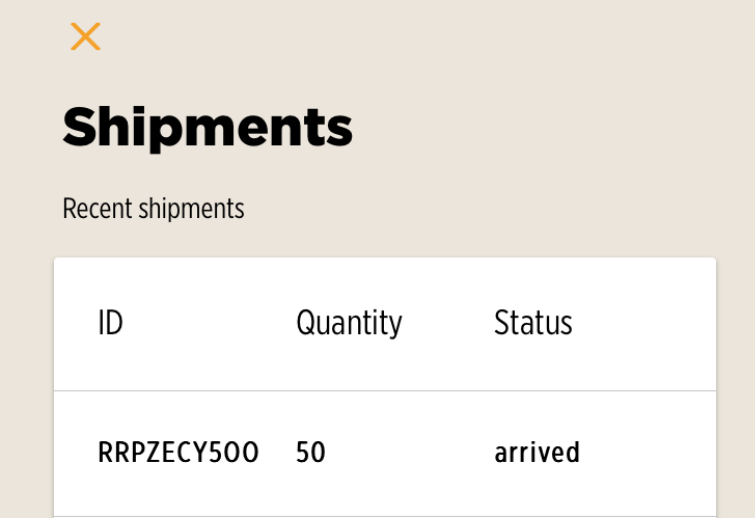
Shipments

Recent shipments

ID	Quantity	Status
B3JZQ7YPIA	50	in_transit

When the shipment is certified and accepted, the shipment will be received and will show that the status is “in-transit” on your Dashboard.

Dropping off a Shipment at a UTP

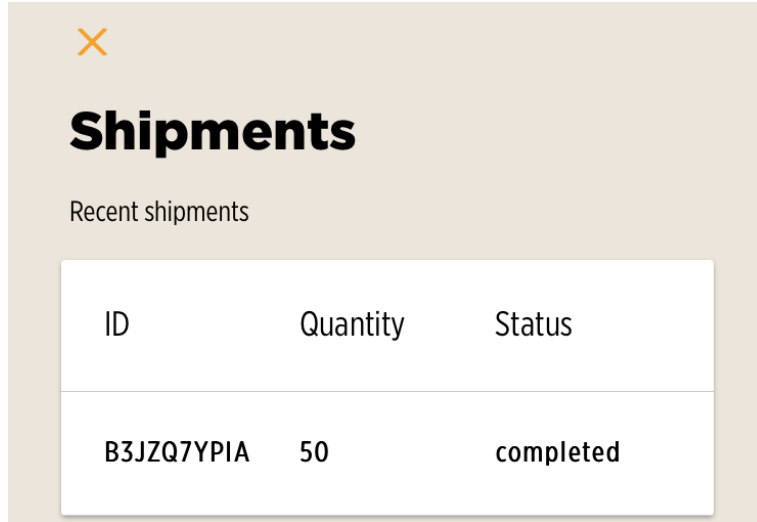


The screenshot shows a mobile application interface for tracking shipments. At the top, there is a close button (an orange 'X') and the title 'Shipments' in bold black text. Below the title, the text 'Recent shipments' is displayed. A table with a white background and a thin border contains the shipment data. The table has three columns: 'ID', 'Quantity', and 'Status'. The first row of data shows the ID 'RRPZECY500', a quantity of '50', and a status of 'arrived'.

ID	Quantity	Status
RRPZECY500	50	arrived

- When arriving at a UTP, present each QR code related to the tires on the trailer to the UTP.
- i.e. If you pick up tires from three (3) Tire Generators on one load, you will have three (3) QR codes to present to the UTP.
- Once the UTP has accepted the shipment, the shipment will indicate it has “arrived” on your Dashboard.

Job Complete



ID	Quantity	Status
B3JZQ7YPIA	50	completed

- As soon as the UTP processes the tires from your shipment and closes it, the shipment is complete and will show as “completed” on your Dashboard.



Any Questions?